

BT-2C PARTS CATALOGUE

**McCORMICK
INTERNATIONAL**

**B-414
TRACTOR**

**DIESEL AND PETROL
MODELS**

The black tabs shown on the right side of this page line up with the corresponding tabs in the catalogue.

This catalogue supersedes BT-2B which should be destroyed.

**INTERNATIONAL HARVESTER COMPANY
OF GREAT BRITAIN LIMITED**

259 CITY ROAD, LONDON, E.C.1

GROUP
INDEX

DIESEL
ENGINE

1

PETROL
ENGINE

2

ELECTRICAL
SYSTEM

3

CHASSIS

4

HYDRAULIC
ATTACHMENT

5

ATTACHMENT

6

I N T R O D U C T I O N

Following is a brief summary of the system used in compiling this Catalogue. It is to your advantage to carefully study this summary.

(1) **GENERAL:** This catalogue is divided into individual groups as indicated on the key page. The thumb tabs on this page directs the user of the catalogue to the index page for each particular group. This catalogue is also divided into four separate sections. Introductory pages, Indexes to Units, Illustrations and Parts Lists and Numerical Index.

(2) **INDEXES:** There are three types of Indexes in this catalogue:-

- A. Group Index in the front of the catalogue.
- B. Separate group Indexes to Units.
- C. Numerical Index at the back of the catalogue contains a listing of part numbers.

NOTE: It is important that you refer frequently to the Index to Units. Failure to do so will result in not being able to locate the proper unit.

(3) **ILLUSTRATIONS:** The "exploded views" of each unit show individual parts clearly and in their proper relationship to each other. This method of illustrating makes it easy to locate parts, whether they are ordered by description or by part number. Reference numbers only are shown in each illustration. These numbers correspond to those in the reference column in the list of parts which follows each "exploded view".

CAUTION: Reference numbers should not be used when ordering parts. ALWAYS use IH part numbers or description when ordering.

(4) **METHOD OF LISTING:** The Parts Catalogue is divided into groups or units. Parts are listed in order by reference number of illustration, followed by a full description based upon "noun first" method and quantity required per unit. Parts not shown in illustrations appear at the end in alphabetical sequence by noun name.

In the new double column catalogue format, the single "No. Req'd" column is eliminated and the quantity used of each item is shown in parenthesis (4) following the description of the item. Where no quantity is indicated it should be understood to mean that only one is required.

Throughout this catalogue the term "Front" indicates the radiator end and "Rear" indicates the drawbar end of the tractor. Whenever the terms "Right" and "Left" are used it should be understood to mean from a rear position looking towards the radiator end.

(5) **PART NUMBERS:** In cases where the part number suffix letters have been advanced the new part will replace the old unless otherwise indicated. When "R" suffix is used R2 will work for R1, R12 will work for R11, R21 will work for R11, and R92 will work for R91.

(6) **ASSEMBLIES AND ATTACHMENTS:** Wherever possible the components parts of assemblies or attachments are shown in the "exploded views" by use of brackets or arrows. Components parts of assemblies or attachments are listed by one of the following methods:-

- (a) For simple assemblies or attachments the listing are fully covered by description.
- (b) When four or more parts are contained in the assemblies or attachments the listing of components follows the description with the wording:-

Comprising.
- (c) Assemblies or attachments consisting of many parts shows the assembly or attachment number at the beginning of the unit list, followed by the listing of the components.

In cases where individual parts of an assembly are not available for service, those parts are indicated.

(7) **COMMON HARDWARE ITEMS: (Attaching Parts):** Appear in abbreviated nomenclature and are shown indented under the major items with which they are used. They should be ordered as listed, since they are not component parts of the pieces they attach. Hardware parts identified with part numbers have been designed for a specified usage. Standard hardware parts should not be substituted for them.

WARNING: Attaching parts especially made for their location should never be substituted with regular standard parts.

I N T R O D U C T I O N - c o n t i n u e d

The following rules are established to govern the listing of attaching parts:-

Standard bolts used in International Harvester Products are manufactured under standards known as Unified National Coarse Thread (U.N.C.) and Unified National Fine Thread (U.N.F.) with the number of threads per inch for various diameters as shown below:-

All Carriage, Machine and Plough BOLTS; NUTS and Cap , Machine and Set SCREWS will be considered furnished with National Coarse Thread unless otherwise specified. The number of threads per inch will be eliminated.

All NUTS will be considered "hex" unless otherwise specified.

All WASHERS will be considered "Plain" unless otherwise specified. The "ID", "OD" and "No.", identity will be eliminated. The inside dimension will be listed first, followed by the outside diameter and the thickness.

All lock WASHERS will be considered "Medium" type unless specified as "Light" or "Heavy"

All cotter PINS will be considered "Extended Prong" type unless otherwise specified.

All groove PINS will be considered "Standard Groove" unless otherwise specified

All common RIVETS will be considered "Annealed" unless otherwise specified.

All countersunk-head tubular RIVETS will be considered "Copper-Plated Steel" unless otherwise specified.

All oval-head tubular RIVETS will be considered "Brass"

Diameter of bolt	No. of Threads per inch (U.N.C.)	No. of Threads per inch (U.N.F.)
1/4"	20	28
5/16"	18	24
3/8"	16	24
7/16"	14	20
1/2"	13	20
9/16"	12	18
5/8"	11	18
3/4"	10	16
7/8"	9	14
1"	8	14*
1-1/8"	7	12
1-1/4"	7	12
1-3/8"	6	12
1-1/2"	6	12

* Not UNF but 1" STD. IH Fine

(8) ABBREVIATIONS: The abbreviations used in this catalogue are explained in the list of abbreviations.

(9) SERIAL NUMBERS: Engine serial numbers are stamped on a pad on the right side of the engine crankcase. The chassis (or tractor) serial numbers are stamped on the name plate on the right side of the clutch housing.

LIST OF ABBREVIATIONS

A period after the abbreviation is used only when the abbreviation form spells a common English word.

al	aluminium	in.	inch or inches
aly-stl	alloy steel	lb	pound, pounds
amp	ampere, amperes	lentil-hd	lentil head
anl	annealed	LH	left hand
approx	approximately	lkg	locking
assy	assembly	mach	machine
att	attachment	MI	malleable iron
bd-hd	binding head	NC	National Coarse Thread
b-hd	button head	NF	National Fine Thread
brs	brass	ni	nickel
brz	bronze	ni-pltd-stl	nickel plated steel
cd-pltd	cadmium plated	No.	number
cd-pltd-stl	cadmium plated steel	NPT	National pipe thread
cr-pltd	chromium plated	OC	outside circumference
cr-pltd-stl	chromium plated steel	OD	outside diameter
CI	cast iron	ov-hd	oval head
csk	countersunk	oz	ounce
csk-hd	countersunk head	parkerized-stl	parkerized steel
cl-rec-hd	clutch recess head	pkg	package
cone-pt	cone point	pltd	plated
contd	continued	pt	point
cop	copper	PTO	power take-off
cop-pltd	copper plated	rd-end	round end
c-pin	cotter pin	rd-hd	round head
cres	corrosion-resistant-steel (stainless)	rd-pt	round point
cr-rec-hd	cross recess head	reg	regular
cre	corrosion resisting	RH	right hand
crg	carriage	RPM	revolutions per minute
cup-pt	cup point	SAE	Society of Automotive Engineers
cyl	cylinder, cylinders	sf	semi-finished
dia	diameter	slt-hd	slotted head
dld	drilled	slt-bd-hd	slotted binding head
dld-f/c-pin	drilled for cotter pin	slt-fil-hd	slotted fillister head
dld-f/lkg-wire	drilled for locking wire	slt-f-hd	slotted flat head
dog-pt	dog point	slt-hex-hd	slotted hexagon head
f/	for	slt-pan-hd	slotted pan head
fil-hd	fillister head	slt-rd-hd	slotted round head
fin-nk	fin neck	sq	square
f-csk-hd	flat countersunk head	sq-hd	square head
f-fil-hd	flat fillister head	sq-nk	square neck
f-hd	flat head	std	standard
f-pt	flat-point	std-hd	standard head
flex	flexible	stl	steel
ft	foot (or feet)	T	teeth
ga	gauge	thd	thread
hd	head	unfin	unfinished
hdls	headless	wagon-box-hd	wagon box head
hex.	hexagon	w/	with
hex-hd	hexagonal-head	w/brz	with bronze
hex-soc-hd	hexagon socket head	w/hex.	with hexagon
hp	horsepower	w/o	without
hv	heavy	zn	zinc
ID	inside diameter	zn-ct	zinc coated
		zn-pltd	zinc plated



D I E S E L E N G I N E

B D - 1 5 4

I N D E X T O U N I T S



BREATHER, air	6
BLADE, fan	19
CAMSHAFT and VALVE MECHANISM	4
CRANKCASE	5
COVER, front	5
CRANKSHAFT	7
FLYWHEEL	7
FILTER, assy., fuel	12
lubricating, oil	16
HEAD, cylinder and MANIFOLDS	3
INJECTION SYSTEM	9
LUBRICATION SYSTEM	BD-154/30945 up	13
	up to BD-154/30944	14
NOZZLE, injection and NOZZLE complete	BD-154/23781 up	10
	up to BD-154/23780	9
PACKAGES	20
PAN, oil	5
PISTON, Unit	7
PUMP, fuel injection, D.P.A.	11
fuel, feed	12
RODS, connecting	7
THERMOSTAT and WATER PUMP	up to BD-154/32794	18
	BD-154/32795	19

S E R V I C E E N G I N E

M c C O R M I C K I N T E R N A T I O N A L

B - 4 1 4 T R A C T O R

Standard production engine less the following parts

3049 890 R91 3-1/2" x 4", 4 cylinder (BD-154) Diesel (D. P. A.)

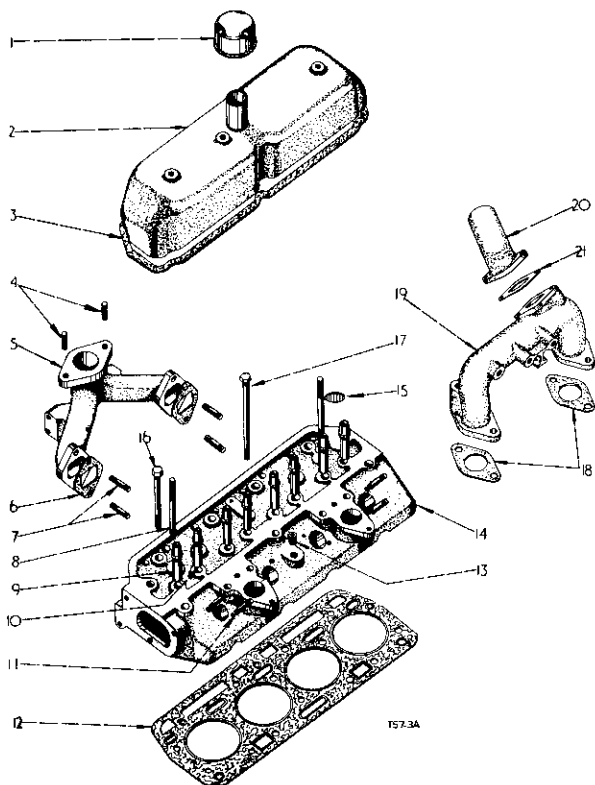
BLADE, fan, assy.
 BOLT, banjo, fuel filter
 BOLT, banjo, fuel feed pump
 CLIP, injection pipe
 CLIP, fuel pipe
 FILTER, fuel, cpte.
 FLYWHEEL, w/Ring Gear
 GASKET, injection pump
 GASKET, fuel feed pump
 PAD, injection pipe clip
 PIPE, fuel- filter to inj. pump cpte.
 PIPE, fuel- filter air bleed to return pipe cpte.
 PIPE, fuel- spill pipe, cpte.
 PIPE, fuel- feed pump to filters
 PIPE, fuel excess - inj. pump to filters, cpte.
 PIPE, injection, cpte. Nos. 1, 2, 3 and 4
 PUMP, fuel feed cpte.
 PUMP, fuel injection, D.P.A.
 SEAL, governor
 SCREW, connection
 VALVE, ball check, assy.
 WASHER, banjo bolt, fuel filter
 WASHER, banjo bolt, fuel feed pump



D I E S E L E N G I N E

Ref. No.	Part No.	DESCRIPTION
----------	----------	-------------

CYLINDER HEAD AND MANIFOLDS



1	3049 701 R91	BREATHER, cyl-hd., (Illustrated)
2	703 894 R21 102 635	COVER valve housing, cpte. NUT, hex., 3/8" (2)
3	703 896 R1	GASKET, valve cover
4	704 164 R1	STUD, exhaust manifold (2)
5	3045 354 R11	MANIFOLD, exhaust, cpte., w/two STUD 704 164 R1
6	704 165 R2	GASKET, exhaust manifold (2)
7	703 874 R1 20 229 D	STUD, exhaust manifold (4) NUT, exhaust manifold stud (4)
8	703 875 R1	STUD, rocker shaft end bracket (2)
9	3044 493 R1	GUIDE, valve stem exhaust (4)
10	3044 492 R1	GUIDE, valve stem intake (4)
11	703 876 R2	STUD, injection nozzle holder (8)
12	703 883 R6 3049 382 R1	GASKET, cyl-hd. GROMMET, cyl-hd., (As req'd)
13	103 868	PLUG, sq-hd., cast iron pipe, 1/2") optional
13	219 199	PLUG, sq-hd., mall-iron pipe, 1/2")



D I E S E L E N G I N E

Ref. No.	Part No.	DESCRIPTION
----------	----------	-------------

CYLINDER HEAD AND MANIFOLDS- contd.

14	3044 489 R91	HEAD, cyl., assy., cpte. w/VALVES (comprising
		8 CUP 3044 176 R1
		8 CUP 3044 491 R1
		1 HEAD 3044 490 R91
		16 LOCK 704 443 R1
		8 SPRING 3044 239 R1
		8 SPRING 3044 240 R1
		4 VALVE 3043 826 R1
		4 VALVE 3040 361 R1)
14	3044 490 R91	HEAD, cyl., assy., cpte. less VALVES (As req'd)
		(comprising
		4 GUIDE 3044 492 R1
		4 GUIDE 3044 493 R1
		2 PLUG 172 558
		4 STUD 703 874 R1
		2 STUD 703 875 R1
		8 STUD 703 876 R2)
15	172 558	PLUG, expansion (2)
16	708 331 R1	BOLT, cyl-hd., short (15)
17	708 332 R1 63 116 D	BOLT, cyl-hd., long WASHER, cyl-hd., bolt (16)
18	704 162 R1	GASKET, intake manifold (2)
19	3063 371 R1	MANIFOLD, air intake
19	3044 499 R1	MANIFOLD, air intake (order PACKAGE 3063 379 R91)
	179 841	BOLT, hex-hd., 3/8" x 1-1/4" (2)
	186 279	BOLT, hex-hd., 3/8" x 3-1/8" (2)
	103 321	WASHER, lock, 3/8"(4)
20	3063 372 R1 179 839 103 321	PIPE, air intake BOLT, hex-hd., 3/8" x 1" (2) WASHER, lock, 3/8" (2)
21	3063 373 R1	GASKET, air intake manifold pipe
	3063 379 R91	PACKAGE, air intake manifold service (comprising
		2 BOLT 179 839
		1 GASKET 3063 373 R1
		1 MANIFOLD 3063 371 R1
		1 PIPE 3063 372 R1
		2 WASHER 103 321)



DIESEL ENGINE

Ref. No.	Part No.	DESCRIPTION
----------	----------	-------------

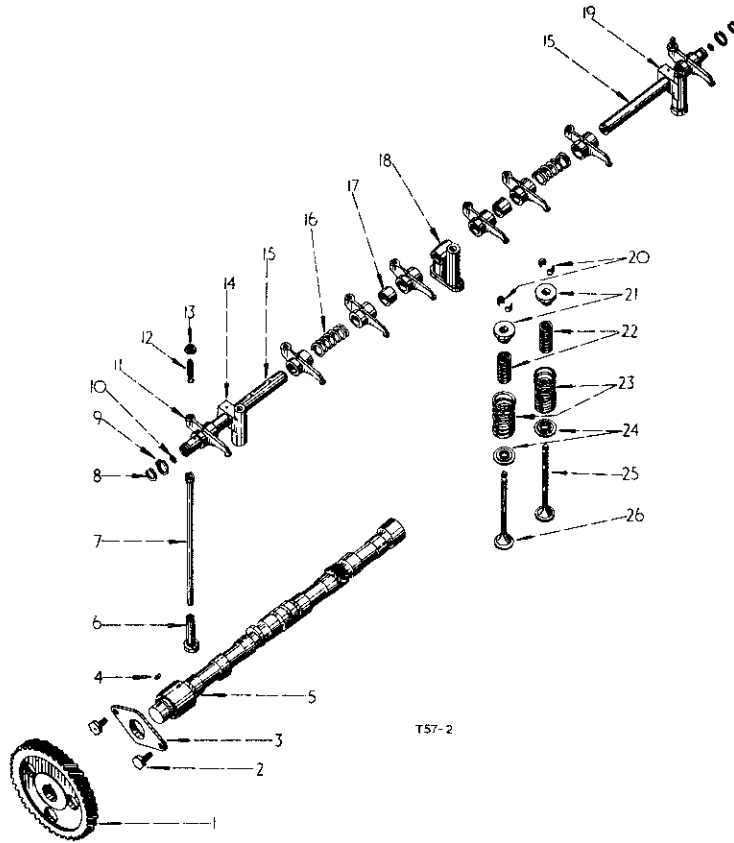
CAMSHAFT AND VALVE MECHANISM



DIESEL ENGINE

Ref. No.	Part No.	DESCRIPTION
----------	----------	-------------

CAMSHAFT AND VALVE MECHANISM- contd.



T57-2

1	703 812 R1	GEAR, camshaft (66 T) (Serial No. up to BD-154/22251)	13	133 093 R1	NUT, valve lever adjusting screw (8)
1	3064 085 R1	GEAR, camshaft (66 T) (Serial No. BD-154/22252 up)	14	703 886 R2 102 635 442 934	BRACKET, valve lever shaft - front NUT, hex., 3/8" PIN, groove, 3/16" x 1-1/4"
2	26 058 D 115 549	SCREW, camshaft thrust plate (2) WASHER, lock, type A, internal tooth, 5/8" (2)	15	703 884 R21	SHAFT, valve lever, cpte., w/ PLUG 172 528 (2)
3	43 249 D	PLATE, camshaft thrust	16	45 949 D	SPRING, valve lever (2)
4	218 217	KEY, camshaft gear	17	703 893 R2	SPACER, valve lever (2)
5	3063 934 R1	CAMSHAFT, (Serial No. BD-154/22252 up)	18	703 885 R1	BRACKET, valve lever shaft - centre
5	709 450 R1	CAMSHAFT, (Serial No. up to BD-154/22251)	19	703 887 R2 102 635 442 934	BRACKET, valve lever shaft - rear NUT, hex., 3/8" PIN, groove, 3/16" x 1-1/4"
5	3064 086 R91	CAMSHAFT, w/CAMSHAFT 3063 934 R1, GEAR 3064 085 R1, KEY 218 217 and PLATE 43 249 D (Serial No. BD-154/22252 up)	20	704 443 R1	LOCK, valve spring (16)
6	704 782 R1	TAPPET, valve (8)	21	3044 176 R1	CUP, valve spring retainer - upper (8)
7	704 783 R2	ROD, valve push (8)	22	3044 239 R1	SPRING, valve - inner (8)
8	43 375 D	RING, valve lever shaft snap (2)	23	3044 240 R1	SPRING, valve - outer (8)
9	43 374 D	WASHER, spring, valve lever shaft (2)	24	3044 491 R1	CUP, valve spring retainer - lower (8)
10	172 528	PLUG, valve lever shaft (2)	25	3040 361 R1	VALVE, intake (4)
11	706 131 R11	LEVER, valve, cpte., w/weight BUSHINGS 24 564 DA (8)	26	3043 826 R1	VALVE, exhaust (4)
12	16 067 DA	SCREW, adjusting valve lever (8)		24 564 DA	BUSHING, valve lever (8)



D I E S E L E N G I N E

Ref. No.	Part No.	DESCRIPTION
----------	----------	-------------

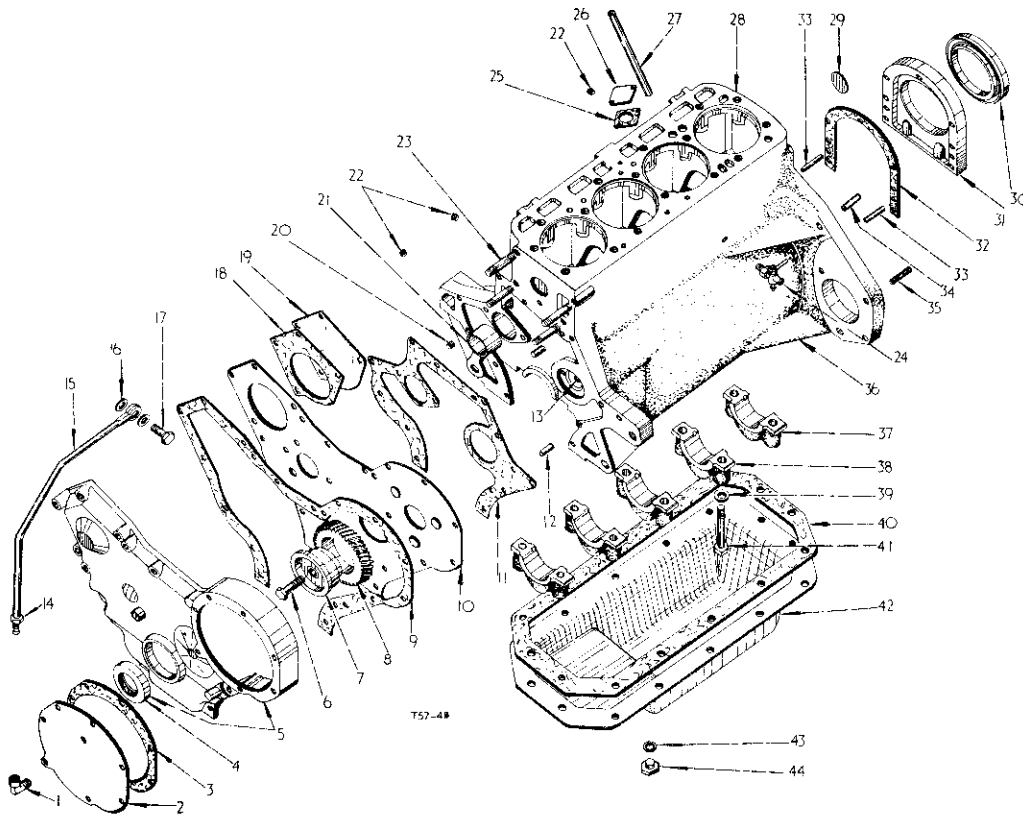
CRANKCASE, FRONT COVER AND OIL PAN



D I E S E L E N G I N E

Ref. No.	Part No.	DESCRIPTION
----------	----------	-------------

CRANKCASE, FRONT COVER AND OIL PAN- contd.



1	3063 558 R1	ELBOW, breather pipe
2	709 904 R2	COVER, injection pump gear
	179 816	BOLT, hex-hd., 5/16" x 3/4"
	179 828	BOLT, hex-hd., 5/16" x 2-1/2" (6)
	102 634	NUT, hex., 5/16" (4)
	103 320	WASHER, lock, 5/16" (7)
3	703 849 R1	GASKET, injection pump gear cover
4	703 844 R91	OIL SEAL, crankshaft - front) optional
4	709 772 R91	OIL SEAL, crankshaft, -front)
5	708 284 R31	COVER, crankcase, front cpte., w/) OIL SEAL 703 844 R91) optional
5	3042 069 R21	COVER, crankcase, front, cpte., w/) OIL SEAL 703 844 R91)
	179 818	BOLT, hex-hd., 5/16" x 1" (5)
	179 825	BOLT, hex-hd., 5/16" x 1-7/8" (3)
	103 320	WASHER, lock, 5/16" (8)
6	181 434	BOLT, hex-hd., 1/2" UNF x 1-7/8"
7	703 853 R11	SHAFT, idler gear, w/PIN 932 039 R1
	932 039 R1	PIN, roll (3 mm x 16 mm)
8	703 852 R1	GEAR, idler
9	708 285 R1	GASKET, front cover crankcase
10	709 901 R11	PLATE, front, cpte., crankcase
	179 816	BOLT, hex-hd., 5/16" x 3/4"
	3047 230 R1	SCREW, crankcase front plate mach., (2)
	703 636 R1	WASHER, front plate bolt tab

11	709 903 R1	GASKET, front plate crankcase
12	141 244	PIN, dowel (2)
13	751 610 R1	INSERT, idler gear, bolt screw lock, 1/2" UNF x 1/2"
14	700 153 R11	NUT, connector, cpte.) optional
14	37 165 D	NUT, connector, cpte.)
15	3043 654 R91	PIPE, crankcase breather, cpte.
16	708 297 R1	WASHER, breather pipe banjo bolt (2)
17	708 296 R1	BOLT, breather pipe banjo
18	703 851 R1	GASKET, hydraulic pump opening cover
19	703 850 R1	COVER, hydraulic pump opening
	272 391	BOLT, hex-hd., 5/16" x 2-1/8"
	179 825	BOLT, hex-hd., 5/16" x 1-7/8" (3)
	102 634	NUT, hex., 5/16" (4)
	103 320	WASHER, lock, 5/16" (4)
	Q 397	WASHER, flat, 3/4" x 11/32" x 16 ga.
20	444 691	PLUG, sltd-hdls., pipe, 1/4" (2)
21	703 827 R1	BUSH, camshaft, - front
21	703 828 R1	BUSH, camshaft, - centre
21	703 829 R1	BUSH, camshaft, - rear
22	103 883	PLUG, sltd-hdls., pipe, 1/8" (3)
23	703 832 R1	STUD, water pump (4)



D I E S E L E N G I N E

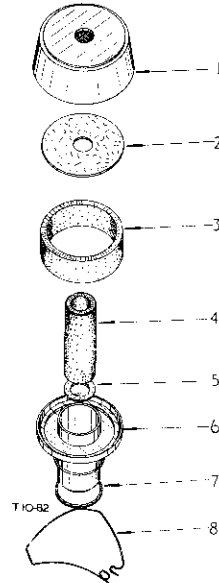
Ref. No.	Part No.	DESCRIPTION
CRANKCASE, FRONT COVER AND OIL PAN - contd.		
24	106 794	TAP, water drain) optional
24	707 888 R92	TAP, water drain)
25	3042 467 R1	GASKET, hourmeter drive opening cover
26	3042 468 R1	COVER, hourmeter drive opening
	179 791	BOLT, hex-hd., 1/4" x 1/2" (2)
	103 319	WASHER, lock, 1/4" (2)
27	751 826 R1	TUBE, dipstick
28	751 834 R1	INSERT, Heli-coil thread, 7/16" x 14 (16)
29	172 578	PLUG, expansion, (type 1, 1-3/4" dia.)
30	708 903 R91	OIL SEAL, rear crankshaft
31	708 904 R1	RETAINER, crankshaft rear oil seal
	706 732 R1	BOLT, crankshaft rear oil seal retainer (7)
	103 320	WASHER, lock, 5/16" (7)
32	708 907 R1	GASKET, crankshaft rear oil seal retainer
33	141 223	PIN, crankshaft rear oil seal retainer dowel (2)
34	141 287	PIN, dowel (2)
35	703 877 R1	STUD, starter motor
36	3040 912 R41	CRANKCASE, cpte. (comprising
	10 BOLT	3061 211 R1
	1 BUSH	703 827 R1
	1 BUSH	703 828 R1
	1 BUSH	703 829 R1
	- CAP	706 491 R2
	- CAP	708 902 R2
	16 INSERT	751 834 R1
	1 INSERT	751 610 R1
	2 PIN	141 223
	2 PIN	141 244
	2 PIN	141 287
	1 PLUG	172 578
	2 PLUG	144 691
	3 PLUG	103 883
	4 STUD	703 832 R1
	1 STUD	703 877 R1
	1 TAP	106 794
	1 TUBE	751 826 R1
	1 WASHER	3061 325 R1)
37	708 902 R1	CAP, crankshaft bearing - rear (As req'd)
38	706 491 R2	CAP, crankshaft bearing (As req'd)
39	3061 325 R1	WASHER, crankshaft bearing cap bolt (10)
40	703 840 R1	GASKET, crankcase pan
41	3061 211 R1	BOLT, crankshaft bearing cap (10)
42	3064 063 R11	PAN, crankcase oil cpte. (Serial No. BD-154/30945 up)
42	704 712 R21	PAN, crankcase oil cpte. (Serial No. up to BD 154/30944)
	179 817	BOLT, hex-hd., 5/16" x 7/8" (14)
	103 320	WASHER, lock, 5/16" (14)



D I E S E L E N G I N E

Ref. No.	Part No.	DESCRIPTION
CRANKCASE, FRONT COVER AND OIL PAN- contd.		
43	3 405 H	GASKET, crankcase pan drain plug) optional
43	3043 644 R1	GASKET, crankcase pan drain plug)
44	359 875 R1	PLUG, crankcase pan drain
	3061 330 R95	PACKAGE crankcase service (As req'd) (Serial No. up to BD 154/8203) (comprising
	4 BEARING	710 327 R11
	1 BEARING	708 910 R91
	4 BEARING	3064 523 R11
	1 CRANKCASE	3040 912 R41
	1 CRANKSHAFT	757 303 R41
	4 RING	704 100 R1
	1 (set) ROD	704 089 R91
	1 (set) SLEEVE	3044 478 R91)

AIR BREATHER



	3049 701 R91	BREATHER, air, cpte. comprising :-
1	3060 552 R1	CAP
2	3060 551 R1	WASHER, felt
3	3060 550 R1	ELEMENT, ribbon
4	3060 549 R1	ELEMENT, ribbon
5	3060 548 R1	WASHER, felt
6	3060 547 R91	TUBE, centre, assy.
7	3060 554 R1	WASHER, sealing
8	3060 553 R1	CLIP, retaining



DIESEL ENGINE

Ref. No.	Part No.	DESCRIPTION
----------	----------	-------------

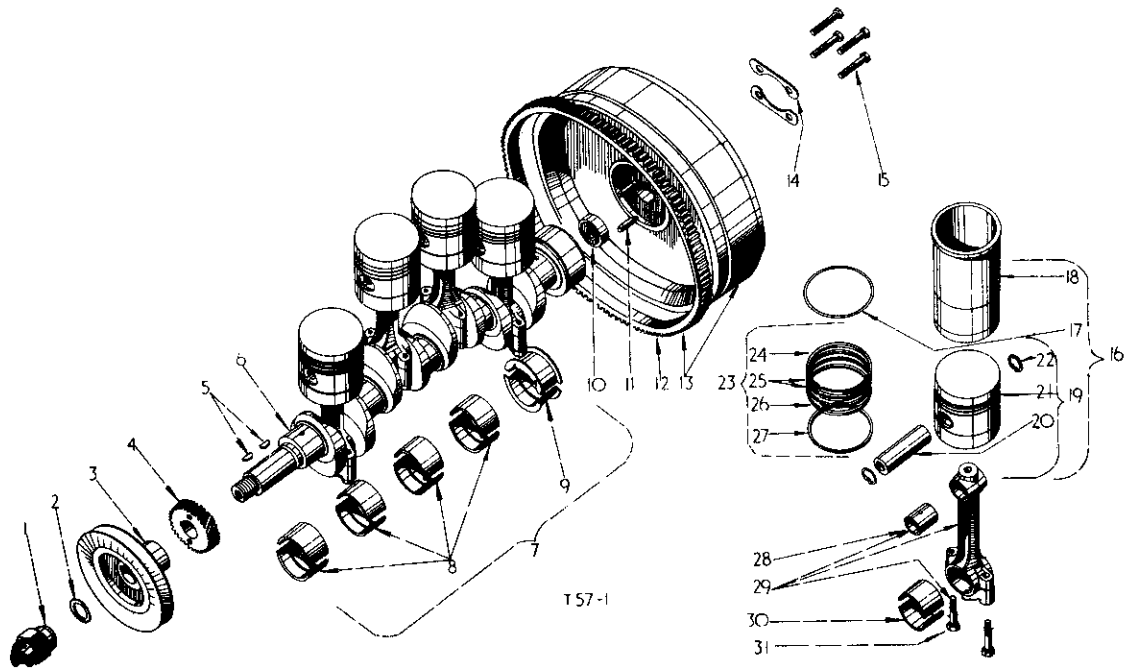
CRANKSHAFT, FLYWHEEL, CONNECTING RODS AND PISTON UNIT



DIESEL ENGINE

Ref. No.	Part No.	DESCRIPTION
----------	----------	-------------

CRANKSHAFT, FLYWHEEL, CONNECTING RODS AND PISTON UNIT -contd



1	711 069 R1	NUT, starting crank
2	138 516	WASHER, external tooth lock, type A, 1"
3	708 286 R1	PULLEY, fan drive
4	703 865 R1	PINION, crankshaft (33 T)
5	218 211	KEY, crankshaft pinion (2)
6	751 303 R41	CRANKSHAFT, cpte., w/two PIN 24 550 D and BEARING 708 909 R93
7	708 912 R91	BEARING, crankshaft main (std.) (As req'd) (comprising 4 BEARING 3064 523 R11 1 BEARING 708 910 R91)
7	708 913 R91	BEARING, crankshaft main (.030 undersize) (As req'd) (comprising 4 BEARING 3064 524 R11 1 BEARING 708 911 R91)
7	708 914 R91	BEARING, crankshaft main (.015 undersize) (As req'd) (comprising 4 BEARING 3064 525 R11 1 BEARING 708 915 R91)
8	3064 523 R11	BEARING, crankshaft main front and centre (std.) cpte. (4)

8	3064 524 R11	BEARING, crankshaft main front and centre (.030) cpte. (4)
8	3064 525 R11	BEARING, crankshaft main front and centre (.015) cpte. (4) (comprising one upper and lower half)
9	708 910 R91	BEARING, crankshaft main, rear (std.) cpte.
9	708 911 R91	BEARING, crankshaft main, rear (.030) cpte.
9	708 915 R91	BEARING, crankshaft main, rear (.015) cpte. (comprising two halves)
10	708 909 R93	BEARING, clutch pilot (Fischer)
10	751 846 R93	BEARING, clutch pilot (R & M)
10	751 847 R93	BEARING, clutch pilot (Skefco)
10	751 848 R93	BEARING, clutch pilot (Hoffman)
11	24 550 D	PIN, flywheel dowel (2)
11	3066 811 R1	PIN, flywheel dowel (As req'd) (for O. S. D. Crankshafts)
12	704 436 R1	GEAR, flywheel ring
13	3043 823 R11	FLYWHEEL, w/RING GEAR 704 436 R1 and two PINS 141 215
14	3069 112 R1	LOCK, flywheel bolt (2)
15	709 517 R1	BOLT, flywheel (4)
16	3044 478 R91	SLEEVE, cyl. and pistons, cpte., (set of 4) w/ 4 PISTONS and SLEEVES 3044 479 R91
16	3044 479 R91	PISTON, w/sleeve cpte., w/PISTON 3044 480 R91, SLEEVE 3044 481 R2 and RING 704 100 R1 (4)



D I E S E L E N G I N E

Ref. No.	Part No.	DESCRIPTION
CRANKSHAFT, FLYWHEEL, CONNECTING RODS AND PISTON UNIT -contd.		
17	704 100 R1	RING, cyl. sleeve packing (4)
18	3044 481 R2	SLEEVE, cyl. (4)
19	3044 480 R91	PISTON, pin and rings, assy., (4) (comprising
	1 PIN	3044 476 R1
	1 PISTON	3044 486 R1
	1 RING	3044 482 R1
	2 RING	3044 483 R1
	1 RING	3044 484 R91
	1 RING	3044 485 R1
	1 RETAINER	704 095 R1)
20	3044 476 R1	PIN, piston (4)
20	3044 477 R1	PIN, piston (.005 oversize) (As req'd)
21	3044 486 R1	PISTON (4)
22	704 095 R1	RETAINER, piston pin (8)
23	3044 487 R91	SET, piston rings (As req'd) (comprising
	4 RING	3044 482 R1
	8 RING	3044 483 R1
	4 RING	3044 484 R91
	4 RING	3044 485 R1)
24	3044 482 R1	RING, compression piston - top (4)
25	3044 483 R1	RING, compression piston (8)
26	3044 484 R91	RING, oil control piston - upper (4)
27	3044 485 R1	RING, oil control piston - lower (4)
28	711 045 R1	BUSHING, piston pin (4)) optional
28	3043 611 R1	BUSHING, piston pin (4))
29	3061 216 R91	ROD, connecting, cpte., (set of four) (comprising
	4 ROD	3061 214 R91)
29	704 089 R91	ROD, connecting, cpte., (set of four) order 3061 216 R91
29	3061 214 R91	ROD, connecting, assy. (4) (Serial No. BD-154/13736 up) (comprising
	2 BOLT	3043 216 R1
	1 BUSH	711 045 R1
	1 CAP	\$
	1 ROD	\$)
29	704 088 R91	ROD, connecting, assy., (4) (Serial No. up to BD-154/13735) (comprising
	2 BOLT	3043 216 R1
	1 BUSH	711 645 R1
	1 CAP	\$
	1 ROD	\$)
30	710 327 R11	BEARING, connecting rod, cpte., (std.) (two halves) (4)
30	710 737 R11	BEARING, connecting rod, cpte., (.030 undersize) (two halves) (As req'd)
30	713 660 R11	BEARING, connecting rod, cpte., (.015 undersize) (two halves) (As req'd)
31	3043 216 R1	BOLT, connecting rod (8)



D I E S E L E N G I N E

Ref. No.	Part No.	DESCRIPTION
CRANKSHAFT, FLYWHEEL, CONNECTING RODS AND PISTON UNIT - contd.		
710 768 R91		BEARING, connecting rod, cpte., std. comprising four BEARING 710 327 R11 (As req'd)
710 769 R91		BEARING, connecting rod, cpte., (.030 undersize) comprising four BEARING 710 737 R11 (As req'd)
715 146 R91		BEARING, connecting rod, cpte., (.015 undersize) comprising four BEARING 713 660 R11 (As req'd)
141 215		PIN, used w/flywheel (2)
3067 471 R91		PACKAGE, service, undersize crankshaft (As req'd)
3067 472 R11		comprising :- CRANKSHAFT, .015 undersize, cpte., w/PIN 24 550 D
24 550 D		PIN, flywheel dowel (2)
708 914 R91		SET of crankshaft main bearings

\$ Not supplied separately

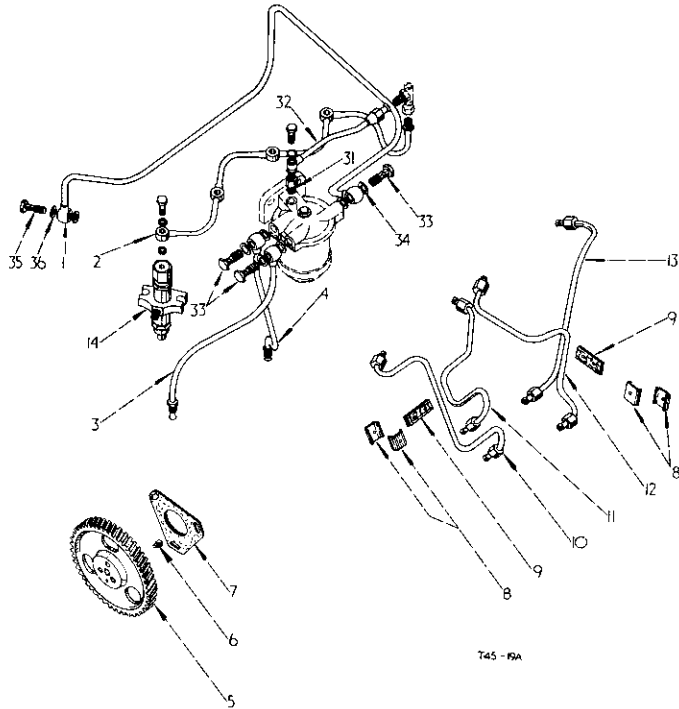
4



D I E S E L E N G I N E

Ref. No.	Part No.	DESCRIPTION
----------	----------	-------------

INJECTION SYSTEM



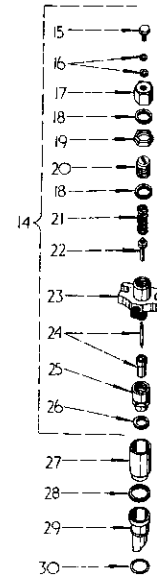
1	3043 649 R92	FUEL PIPE, feed pump to filter, cpte.
2	3043 653 R91	PIPE, spill fuel
3	3043 651 R91	PIPE, fuel, excess fuel
4	3043 650 R92	PIPE, fuel, cpte.
5	708 290 R11 425 463	GEAR, inj. pump, cpte., w/PIN 708 291 R1 SCREW, hex-hd., mach., 5/16" UNF x 3/4" w/lockwasher ex. tooth (3)
6	708 291 R1	PIN, dowel
7	708 289 R1	GASKET, inj. pump
8	841 432 R1 703 700 R1 100 780	CLIP, (4) NUT, lock, Nyloc, 12 ANC, type P (2) SCREW, mach., No. 12 - 24 x 7/8" (2)
9	841 433 R1	PAD, inj. pipe clip (2)
10	708 307 R21	PIPE, inj., No. 1 cpte.
11	708 308 R21	PIPE, inj., No. 2 cpte.
12	708 309 R21	PIPE, inj., No. 3 cpte.
13	708 310 R21	PIPE, inj., No. 4 cpte.



D I E S E L E N G I N E

Ref. No.	Part No.	DESCRIPTION
----------	----------	-------------

INJECTION SYSTEM- contd.



14	3040 870 R92	NOZZLE, and nozzle holder, cpte. CAV-5306801 (4) (Serial No. BD-154/23781 up)
14	3040 870 R91	NOZZLE, and nozzle holder, cpte. CAV-5303602 (4) (Serial No. up to BD-154/23780)
		(comprising
		1 BODY 706 275 R91
		1 BOLT 706 289 R1
		1 CAP 706 290 R1
		1 NUT 706 292 R1
		1 NUT 706 288 R1
		1 NUT 706 283 R1
		1 NOZZLE 3040 871 R91
		1 SPINDLE 706 282 R91
		1 SPRING 706 293 R1
		2 WASHER 706 287 R1
		2 WASHER 703 519 R1
		1 WASHER 706 291 R1)
	103 026	NUT, hex-hd., 3/8" UNF (8)
	706 077 R1	WASHER, (8)
15	706 289 R1	BOLT, banjo (4)
16	703 519 R1	WASHER, (8)

8



D I E S E L E N G I N E

Ref. No.	Part No.	DESCRIPTION
----------	----------	-------------

INJECTION SYSTEM contd.

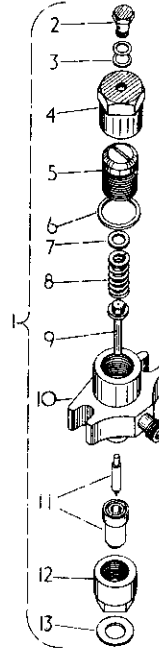
17	706 288 R1	NUT, nozzle holder cap (4)
18	706 287 R1	WASHER, (8)
19	706 292 R1	NUT, lock, (4)
20	706 290 R1	CAP, spring (4)
21	706 293 R1	SPRING, (4)
22	706 282 R91	SPINDLE, assy. (4)
23	706 275 R91	BODY, nozzle holder, assy. (4)
24	3040 871 R91	NOZZLE, cpte. (4)
25	706 283 R1	NUT, nozzle cap (4)
26	706 291 R2	WASHER, (4)
27	708 314 R1	HOLDER, pre-combustion chamber (4)
28	710 382 R3	GASKET, pre-combustion chamber - upper (4)
29	3045 523 R1	CHAMBER, pre-combustion (4)
30	710 383 R1	GASKET, pre-combustion chamber -lower (4)
31	3043 646 R91	VALVE, ball check, assy.
	3043 647 R1	SCREW, connection
	701 735 R1	WASHER (2)
32	3043 652 R91	PIPE, (2)
33	708 296 R1	BOLT, fuel filter banjo (3)
34	708 297 R1	WASHER, fuel filter banjo bolt (6)
	3043 655 R1	CLIP, fuel pipe
	179 793	BOLT, hex-hd., 1/4" x 5/8"
	109 084	NUT, hex., 1/4"
	103 319	WASHER, lock, 1/4"
35	708 296 R1	BOLT, fuel feed pump banjo (2)
36	708 297 R1	WASHER, fuel feed pump banjo bolt (4)
	707 321 R91	SEAL, governor (2)
	3049 111 R:	WASHER, (used w/ball check valve)



D I E S E L E N G I N E

Ref. No.	Part No.	DESCRIPTION
----------	----------	-------------

INJECTION NOZZLE AND NOZZLE COMPLETE (BD-154/23781 up)



T57-22B

1	3040 870 R92	INJECTOR, nozzle and nozzle cpte. (4) each comprising :-
2	706 289 R1	STUD, leak off
3	703 519 R1	WASHER, leak off stud (2)
4	3066 623 R1	NUT, body cap
5	3066 624 R1	CAP, spring
6	706 287 R1	WASHER, joint
7	3066 626 R1	WASHER
8	3066 625 R1	SPRING
9	706 282 R91	SPINDLE
10	3066 622 R91	BODY
11	3040 871 R91	NOZZLE, cpte.
12	3066 627 R1	NUT, nozzle cap
13	706 291 R1	WASHER



D I E S E L E N G I N E

Ref. No.	Part No.	DESCRIPTION
----------	----------	-------------

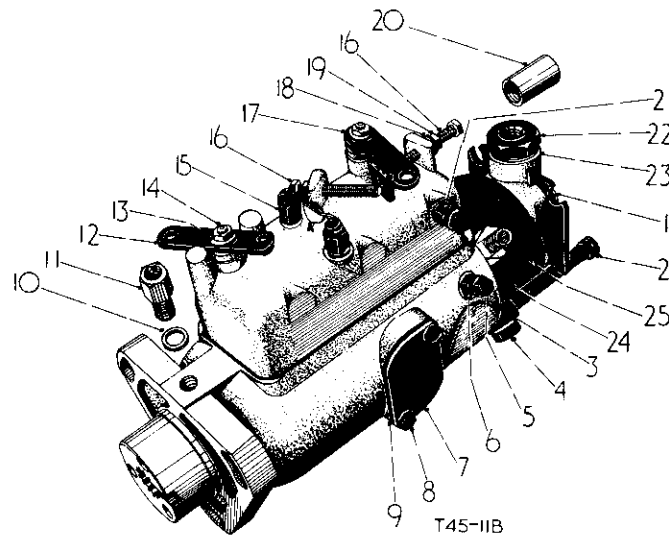
D. P. A. FUEL INJECTION PUMP



D I E S E L E N G I N E

Ref. No.	Part No.	DESCRIPTION
----------	----------	-------------

D. P. A. FUEL INJECTION PUMP - contd.



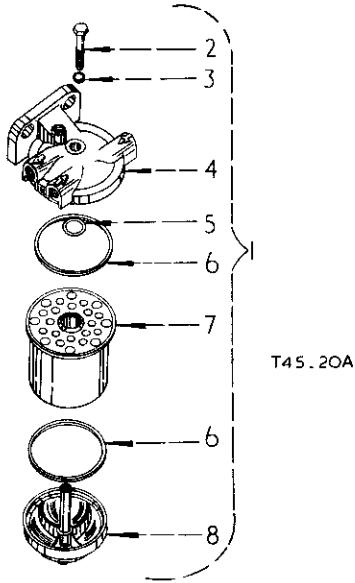
	3061 083 R91	PUMP, D. P. A. fuel inj. cpte. (High Altitude)	19	3043 096 R1	NUT, adjusting screw locking (2)
	3044 494 R92	PUMP, D. P. A. fuel inj. cpte. (Std.) comprising :-	20	3043 098 R1	SLEEVE, locking
1	3043 082 R1	SCREW, end plate (4)	21	3069 754 R1	SCREW, vent body
2	3043 091 R1	BANJO, short screwed		3043 100 R1	WASHER
2	3043 092 R1	BANJO, long screwed (2)		3043 084 R1	FILTER
3	3043 093 R1	WASHER, connection (8)	22	3043 083 R1	CONNECTION, pipe inlet
4	3043 090 R1	STUD, fuel connection (3)	23	3043 085 R1	WASHER, fuel inlet
5	3069 752 R1	SCREW, vent (2)	24	3043 086 R1	BLADE, transfer pump
6	3069 751 R1	SCREW, vented head		3043 087 R1	SEAL, transfer pump
	3043 089 R1	WASHER, head screw	25	3043 094 R1	CONNECTION, radial
7	3043 109 R1	PLATE, cover		3069 750 R91	SCREW, vent head, assy., w/SCREW
8	3043 111 R1	SCREW, cover plate (2)		3069 753 R91	SCREW, vent cover, assy., w/SCREW
	705 380 R1	WASHER, shakeproof (2)		3064 263 R1	SCREW, max. speed locking
9	3043 110 R1	GASKET, cover plate		102 634	NUT, hex., 5/16" (3)
10	3043 093 R1	WASHER, connection drain		103 340	WASHER, plain, 11/32" x 11/16" x 16 ga. (3)
11	3043 107 R1	CONNECTION, drain pipe			
12	3043 103 R1	LEVER, shut-off			
13	705 380 R1	WASHER, shut-off and throttle shaft (2)			
13	3043 105 R1	WASHER, shut-off shaft and throttle shaft (2)			
14	3043 096 R1	NUT, shut-off shaft and throttle shaft (2)			
15	3043 101 R1	NUT, cover stud (2)			
	3043 102 R1	WASHER, cover stud (2)			
16	3043 097 R1	SCREW, adjusting (2)			
17	3043 104 R1	ARM, throttle control			
18	3043 095 R1	ADAPTOR, sleeve			



D I E S E L E N G I N E

Ref. No.	Part No.	DESCRIPTION
----------	----------	-------------

FUEL, FILTER ASSEMBLY



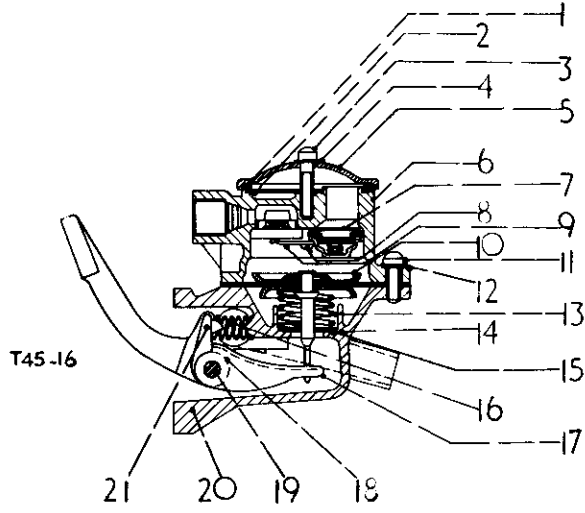
1	3043 645 R91	FILTER, fuel, cpte. comprising :-
2	3044 503 R1	BOLT, centre
3	3044 504 R1	WASHER, centre bolt
4	3044 502 R1	HEAD, filter
5	3044 505 R1	RING, element seal
6	3044 507 R1	RING, head and base sealing (2)
7	3044 506 R1	ELEMENT
8	3048 796 R91 179 899 103 321	BASE and Stud, filter, assy. BOLT, hex-hd., 3/8" x 1" (2) WASHER, lock, 3/8" (2)



D I E S E L E N G I N E

Ref. No.	Part No.	DESCRIPTION
----------	----------	-------------

FUEL FEED PUMP



T45-16

708 294 R92 PUMP, fuel feed comprising :-

1	3044 518 R1	GASKET
2	3044 513 R1	SCREEN
3	702 953 R1	SCREW, filter cover
4	3044 511 R1	GASKET, filter cover screw
5	3044 512 R1	COVER, filter
6	3044 514 R1	COVER
7	702 959 R1	VALVE, assy. (2)
8	702 961 R1	SCREW, (2)
9	702 960 R1	RETAINER, valve
10	3066 607 R91	DIAPHRAGM, assy.
11	132 117-5	SCREW, sltd-hd., (No. 10 UNF x 1/2" fill.) (5)
12	114 648	WASHER, spring (5)
13	708 954 R1	SPRING, diaphragm
14	708 958 R1	WASHER, oil seal
15	708 959 R1	WASHER
16	708 956 R1	SPRING, rocker arm
17	708 963 R1	LINK
18	708 957 R1	WASHER, rocker arm pin (2)
19	3044 515 R1	PIN, rocker arm
20	3044 519 R91	BODY and HAND PRIMER, assy.
21	3044 517 R1	ARM, rocker
	3062 570 R1	RETAINER, rocker arm pin (2)
	3044 458 R1	SET, primer parts (As req'd)
	3044 520 R1	SPRING, priming lever



D I E S E L E N G I N E

Ref. No.	Part No.	DESCRIPTION
----------	----------	-------------

FUEL FEED PUMP- contd.

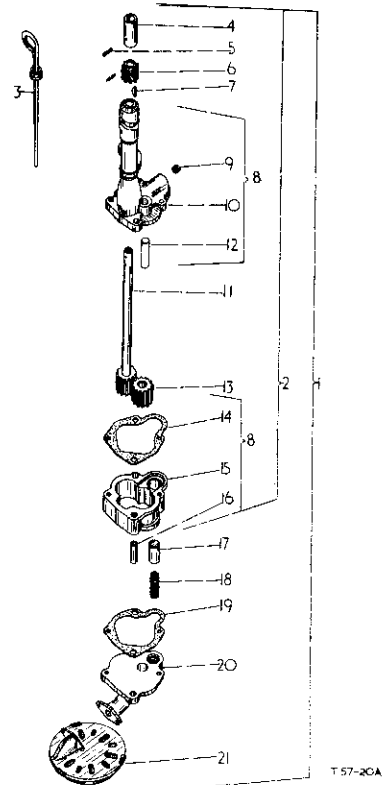
3063	872 R1	BOLT, 12 pt. ring, 5/16" x 3/4" (2)
3066	610 R91	KIT, repair less rocker arms comprising :-
702	951 R1	CLIP, pin (2)
3066	607 R91	DIAPHRAGM, assy.
3044	513 R1	GAUZE, filter
3044	518 R1	GASKET, filter
702	958 R1	GASKET, valve
3061	658 R1	GASKET, pad
708	963 R1	LINK
702	950 R1	PIN, rocker arm
3044	515 R1	PIN, rocker arm
702	960 R1	RETAINER, valve
3062	570 R1	RETAINER, rocker arm pin (2)
702	961 R1	SCREW, retainer (2)
708	956 R1	SPRING
702	959 R1	VALVE, assy. (2)
3044	511 R1	WASHER, filter screw
708	957 R1	WASHER (2)
708	958 R1	WASHER, oil seal, (metal)
708	959 R1	WASHER, oil seal (fabric)
3066	540 R91	KIT, diaphragm, first aid repair (As req'd)
3044	458 R1	PRIMER, parts set (As req'd)
3043	370 R1	GASKET, feed pump
3061	658 R1	GASKET, feed pump



D I E S E L E N G I N E

Ref. No.	Part No.	DESCRIPTION
----------	----------	-------------

LUBRICATION SYSTEM (BD-154/30945 up)



1	3064 060 R91	PUMP, oil assy. (comprising	
		1 BALL	751 830 R2
		1 BODY	3043 132 R93
		2 BOLT	179 826
		2 BOLT	179 828
		2 BOLT	179 791
		1 COVER	3064 061 R1
		- GASKET	711 558 R1
		2 NUT	102 634
		1 SCREEN	3064 062 R91
		1 SPRING	751 829 R1
		6 WASHER	115 548
		2 WASHER	103 319)
	179 840	BOLT, hex-hd., 3/8" x 1-1/8"	
	115 549	WASHER, int. tooth lock, 3/8"	
2	3043 132 R93	BODY, oil pump, assy (comprising	
		1 BODY	3042 570 R92
		1 COUPLING	3042 479 R1
		1 GEAR	3063 757 R1
		1 KEY	103 905
		1 PINION	704 107 R1
		2 PIN	932 204 R1
		- SHAFT	3042 572 R91)



D I E S E L E N G I N E

Ref. No.	Part No.	DESCRIPTION
LUBRICATION SYSTEM (up to BD-154/30944) - contd.		
3	706 977 R91	GAUGE, oil level, cpte.
4	3042 479 R1	COUPLING, hourmeter drive
5	932 204 R1	PIN, roll (3 mm dia. x 20 mm long) (2)
6	704 107 R1	PINION, oil pump drive
7	103 905	KEY, Woodruff
8	3042 570 R92	BODY, oil pump, cpte. (Serial No. BD 154/27583 up)
8	751 831 R92	BODY, oil pump, cpte. (Serial No. up to BD 154/27582)
		(comprising
		1 BODY \$
		1 CASE \$
		1 GASKET 706 628 R1
		2 PIN 932 205 R1
		1 PLUG 103 883
		1 SHAFT \$)
9	103 883	PLUG, pipe, 1/8"
10	\$	BODY, oil pump
11	3042 572 R92	SHAFT, oil pump drive (service only) (As req'd) (Serial No. BD-154/27583 up)
11	3042 478 R1	SHAFT, oil pump drive (service only))
		(As req'd)) up
	751 656 R1	GEAR, oil pump body) to
	27 999 H	RETAINER, oil pump body gear) Serial No. BD-154/27582
12	\$	SHAFT, oil pump idler
13	3063 757 R1	GEAR, oil pump body (Serial No. BD-154/27583 up)
13	751 657 R1	GEAR, oil pump body (Serial No. up to BD-154/27582)
14	706 628 R1	GASKET, oil pump body
15	\$	CASE, oil pump gear
16	932 205 R1	PIN, roll (10 mm dia. x 40 mm long) (2)
17	751 830 R2	BALL, oil pressure regulating valve
18	751 829 R1	SPRING, oil pressure regulating valve
19	711 558 R1	GASKET, oil pump gear (As req'd)
20	751 828 R1	COVER, oil pump
	179 826	BOLT, hex-hd., 5/16" x 2"
	179 828	BOLT, hex-hd., 5/16" x 2-1/2" (2)
	179 829	BOLT, hex-hd., 5/16" x 2-3/4"
	102 634	NUT, hex., 5/16" (2)
	115 548	WASHER, type A, int. tooth lock, 5/16" (4)
21	56 108 D	SCREEN, oil pump
	108 635	PIN, cotter, 1/8" x 1-1/8"

\$ Not supplied separately.



D I E S E L E N G I N E

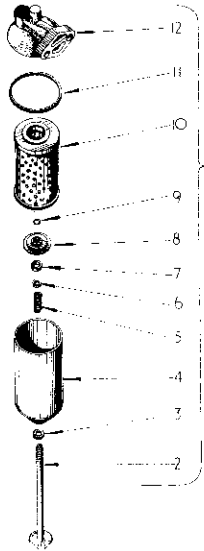
Ref. No.	Part No.	DESCRIPTION
----------	----------	-------------



D I E S E L E N G I N E

Ref. No.	Part No.	DESCRIPTION
----------	----------	-------------

LUBRICATING OIL FILTER



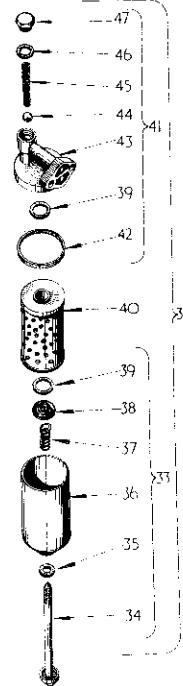
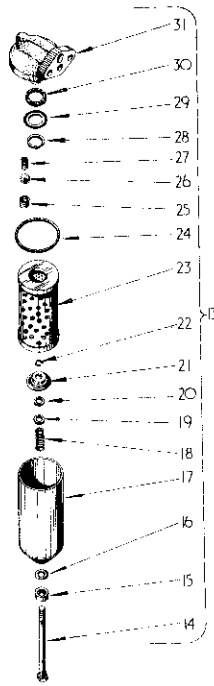
145 BA



D I E S E L E N G I N E

Ref. No.	Part No.	DESCRIPTION
----------	----------	-------------

LUBRICATING OIL FILTER- contd.



1	3042 420 R92	FILTER, oil assy., Tecalemit, optional w/705 612 R91 and 708 548 R91 (comprising	4	3043 289 R1	CONTAINER
		1 BOLT	5	3043 291 R1	SPRING, pressure plate
		1 CIRCLIP	6	3043 292 R1	WASHER, pressure plate spring
		1 CONTAINER	7	3042 428 R1	WASHER, felt
		1 HEAD	8	3043 293 R91	PLATE, pressure, assy.
		1 PACKAGE	9	3065 965 R1	CIRCLIP, centre bolt (used w/grooved centre bolt)
		2 PLATE	9	3042 430 R1	CIRCLIP, centre bolt
		1 PLATE	10	3043 283 R92	PACKAGE, element, service (with PLATE 3043 315 R1, RING 3042 423 R1 and RING 707 859 R1 optional with 3042 419 R93
		1 RING		3043 315 R1	PLATE, adaptor (2)
		1 SPRING	11	3042 423 R1	RING, sealing
		1 WASHER	12	3069 975 R91	HEAD, filter, assy.
		1 WASHER			
		1 WASHER			
	179 841	BOLT, hex-hd., 3/8" x 1-1/4" (2)			
	103 321	WASHER, lock, 3/8" (2)			
2	3069 976 R1	BOLT, centre assy.			
3	3042 425 R1	WASHER, centre bolt sealing			



D I E S E L E N G I N E

Ref. No.	Part No.	DESCRIPTION
LUBRICATING OIL FILTER- contd.		
13	708 548 R91	FILTER, oil assy., PUROLATOR, optional w/705 612 R91 and 3042 420 R92 (comprising 1 BALL 707 870 R1 1 BOLT 707 872 R1 1 CIRCLIP 707 869 R1 1 CIRCLIP 707 874 R1 1 COLLAR 707 862 R1 1 GASKET 707 861 R1 1 GUIDE 707 868 R1 1 GUIDE 707 871 R1 1 HEAD 707 873 R1 1 "O" RING 707 863 R1 1 PACKAGE 3066 852 R91 1 PACKAGE 3042 419 R92 1 SEAL 703 795 R1 1 SEAL 707 859 R1 1 SEAT 707 864 R1 1 SPRING 707 865 R1 1 SPRING 703 789 R1 1 SUMP 707 866 R1 1 WASHER 708 967 R1)
	179 841	BOLT, hex-hd., 3/8" x 1-1/4" (2)
	103 321	WASHER, lock, 3/8" (2)
14	707 872 R1	BOLT, centre
15	707 862 R1	COLLAR, centre bolt
16	707 863 R1	"O" RING
17	707 866 R1	SUMP
18	703 789 R1	SPRING
19	708 967 R1	WASHER
20	703 795 R1	SEAL, centre spindle
21	707 871 R1	GUIDE, element- bottom
22	707 869 R1	CIRCLIP
23	3042 419 R92	PACKAGE, element service, w/ELEMENT 3067 552 R1 and SEAL 3067 728 R91 (optional w/3043 283 R91)
24	707 859 R1	SEAL, head
25	707 864 R1	SEAT, for relief valve
26	707 870 R1	BALL, relief valve
27	707 865 R1	SPRING, relief valve
28	707 874 R1	CIRCLIP
29	707 868 R1	GUIDE, element
30	707 861 R1	GASKET
31	707 873 R1	HEAD, filter



D I E S E L E N G I N E

Ref. No.	Part No.	DESCRIPTION
LUBRICATING OIL FILTER- contd.		
32	705 612 R91	FILTER, oil assy., A.C. Delco, optional w/708 548 R91 and 3042 420 R92 (comprising 1 BOLT 705 732 R1 1 COVER 705 738 R91 1 PACKAGE 705 747 R91 1 PACKAGE 3042 419 R92 1 PACKAGE 3066 852 R91 1 RETAINER 705 734 R1 1 SHELL 705 731 R91)
	179 841	BOLT, hex-hd., 3/8" x 1-1/4" (2)
	103 321	WASHER, lock, 3/8" (2)
33	705 731 R91	SHELL, assy. (comprising 1 BOLT 705 732 R1 1 RETAINER 705 734 R1 1 SEAL 705 735 R1 1 SHELL 705 736 R1 1 SPRING 705 737 R1 1 WASHER 705 733 R1)
34	705 732 R1	BOLT, centre
35	705 733 R1	WASHER, bolt
36	705 736 R1	SHELL
37	705 737 R1	SPRING, element retainer
38	705 734 R1	RETAINER, lower seal
39	705 735 R1	SEAL, element (2)
40	705 747 R91	PACKAGE, element service, optional w/ 3066 852 R91 and 3043 283 R92
41	705 738 R91	COVER, assy. (comprising 1 BALL 705 743 R1 1 COVER 705 742 R1 1 GASKET 705 744 R1 1 GASKET 705 740 R1 1 INSERT 705 745 R1 1 PLUG 705 739 R1 1 SEAL 705 735 R1 1 SPRING 705 741 R1)
42	705 744 R1	GASKET, cover
43	705 742 R1	COVER
44	705 743 R1	BALL, valve, engine relief
45	705 741 R1	SPRING, valve, engine relief
46	705 740 R1	GASKET, valve plug
47	705 739 R1	PLUG, valve
	706 592 R1	GASKET, lubricating oil filter base



D I E S E L E N G I N E

Ref. No.	Part No.	DESCRIPTION
----------	----------	-------------

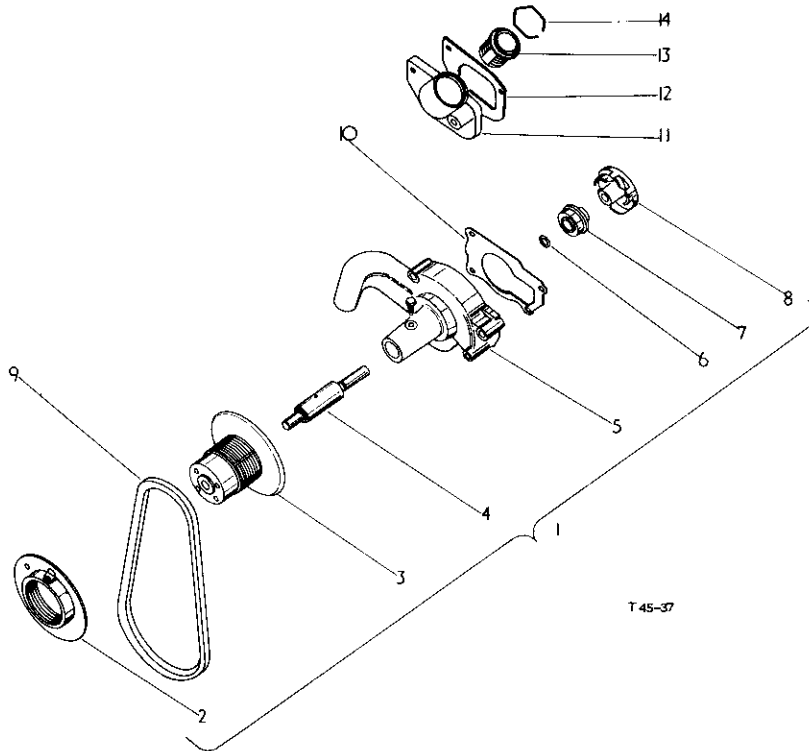
THERMOSTAT AND WATER PUMP (up to BD-154/32794)



D I E S E L E N G I N E

Ref. No.	Part No.	DESCRIPTION
----------	----------	-------------

THERMOSTAT AND WATER PUMP (up to 154/32794)-contd.



1	703 820 R92	PUMP, water, cpte., (*) comprising :-
2	703 825 R11	FLANGE, water pump pulley, cpte., w/SCREW 102 831 and NUT 114 502
	102 831	SCREW, set, hdls-dg-pt., 5/16" x 7/8"
	114 502	NUT, lock, hex., 5/16"
3	704 222 R1	HUB, water pump pulley
4	704 217 R91	BEARING, water pump spindle) (Fischer)
4	3042 304 R91	BEARING, water pump spindle) (S. K. F.)
4	3042 576 R91	BEARING, water pump spindle) (R & M) optional
5	704 216 R2	BODY, water pump (*)
	704 218 R1	BOLT, retaining, water pump bearing
	103 319	WASHER, lock, 1/4"
6	704 219 R2	FLINGER, water pump spindle leak water

7	703 822 R91	SEAL, water pump
8	709 909 R2	IMPELLOR, water pump
	102 635	NUT, hex., 3/8" (4)
	103 321	WASHER, lock, 3/8" (4)
9	709 502 R1	BELT, fan
10	703 816 R1	GASKET, water pump
11	703 814 R1	HOUSING, thermostat
	179 818	BOLT, hex-hd., 5/16" x 1" (2)
	179 828	BOLT, hex-hd., 5/16" x 2-1/2"
	103 320	WASHER, lock, 5/16" (3)
12	703 815 R1	GASKET, thermostat housing
13	3042 303 R91	THERMOSTAT, (170°F - 199°F)
14	3040 778 R1	RING, thermostat retainer

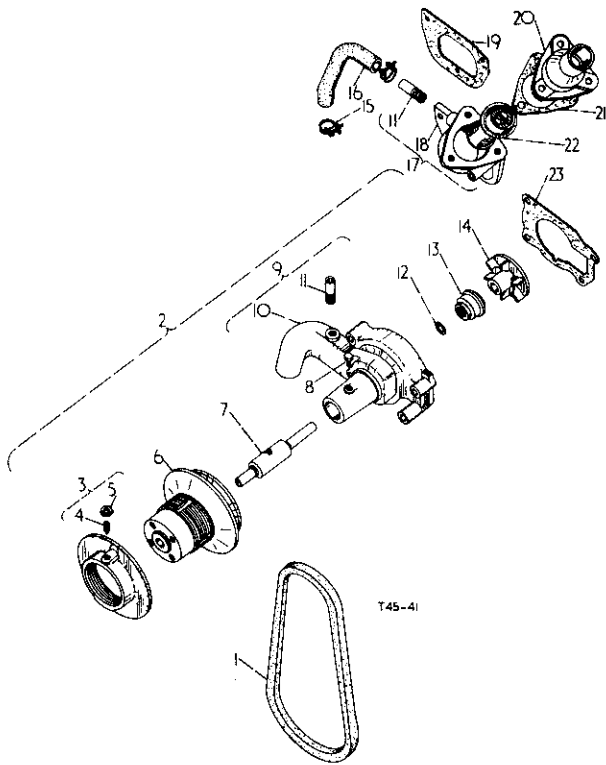
(*) On orders for BODY 704 216 R2
order 704 216 R3 w/PLUG 103 884

(* *) On orders for 703 820 R92 order
PACKAGE 3065 132 R91



Ref. No.	Part No.	DESCRIPTION
----------	----------	-------------

WATER PUMP AND THERMOSTAT HOUSING (BD-154/32795 up)



1	709 502 R1	BELT, fan
1	3060 464 R1	BELT, fan, (service only) (As req'd)
2	703 820 R93	PUMP, water, cpte. comprising :-
3	703 825 R11	FLANGE, water pump pulley, cpte., w/SCREW 102 831 and NUT 114 502
4	102 831	SCREW, set, dg-pt., hdl., 5/16" x 7/8"
5	114 502	NUT, lock, 5/16"
6	704 222 R1	HÜB, water pump pulley
7	704 217 R91	BEARING, water pump spindle)
7	3042 304 R91	BEARING, water pump spindle)
7	3042 676 R91	BEARING, water pump spindle) optional
8	704 218 R1	BOLT, water pump bearing retaining
	103 319	WASHER, lock, 1/4"
9	704 216 R31	BODY, water pump assy., w/BODY 704 216 R3 and TUBE 3065 123 R1
10	704 216 R3	BODY, water pump
11	3065 123 R1	TUBE, thermostat by-pass connection (2)
12	352 221 R1	"O" RING, 9/16" x 3/4" x 3/32"

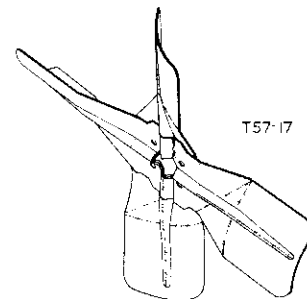


Ref. No.	Part No.	DESCRIPTION
----------	----------	-------------

WATER PUMP AND THERMOSTAT HOUSING - (BD-154/32795 up) -contd.

13	703 822 R91	SEAL, water pump
14	709 909 R2	IMPELLOR, water pump
	102 635	NUT, hex., 3/8" (2)
	103 321	WASHER, lock, 3/8" (3)
15	3065 128 R91	CLIP, by-pass hose thermostat (2)
16	3065 127 R1	HOSE, thermostat by-pass
17	3069 642 R11	HOUSING, thermostat w/TUBE 3065 723 R1 and HOUSING 3069 642 R1, cpte. BD-154/50165 up
17	3065 124 R11	HOUSING, thermostat, w/TUBE 3065 123 R1 and HOUSING 3065 124 R1, cpte. up to BD-154/50164
	179 816	BOLT, hex-hd., 5/16" x 3/4"
	179 818	BOLT, hex-hd., 5/16" x 1"
	179 828	BOLT, hex-hd., 5/16" x 2-1/2"
	103 320	WASHER, lock, 5/16"
18	3069 642 R11	HOUSING, thermostat
18	3065 124 R1	HOUSING, thermostat
19	703 815 R1	GASKET, thermostat housing
20	3065 126 R1	COVER, thermostat housing
	179 817	BOLT, hex-hd., 5/16" x 7/8" (3)
	103 320	WASHER, lock, 5/16" (3)
21	3065 125 R1	GASKET, thermostat housing cover
22	3042 303 R91	THERMOSTAT, (170°F - 199°F)
23	703 816 R1	GASKET, water pump
	3065 132 R91	PACKAGE, water pump (service) (As req'd)

FAN BLADE



1	706 749 R91	FAN, blade, assy.
	179 816	BOLT, hex-hd., 5/16" x 3/4" (4)
	103 320	WASHER, lock, 5/16" (4)



D I E S E L E N G I N E

Ref No.	Part No.	DESCRIPTION
------------	-------------	-------------

PACKAGES

706	105 R93	PACKAGE, valve grinding (As req'd) comprising :-
703	883 R6	GASKET, cyl-hd
704	165 R2	GASKET, exhaust manifold (2)
704	162 R1	GASKET, intake manifold (2)
703	896 R1	GASKET, valve housing
703	815 R1	GASKET, thermostat housing
710	382 R3	GASKET, pre-combustion chamber- upper (4)
710	383 R1	GASKET, pre-combustion chamber- lower (4)
3041	249 R92	PACKAGE, gasket (As req'd) comprising :-
710	382 R3	GASKET, pre-combustion chamber- upper (4)
710	383 R1	GASKET, pre-combustion chamber- lower (4)
703	816 R1	GASKET, water pump
703	815 R1	GASKET, thermostat housing
708	907 R1	GASKET, crankshaft rear oil seal retainer
703	840 R1	GASKET, crankcase pan
709	903 R1	GASKET, crankcase front plate
708	285 R1	GASKET, crankcase front cover
703	849 R1	GASKET, injection pump gear cover
703	851 R1	GASKET, hydraulic pump opening cover
703	886 R6	GASKET, cyl-hd.
703	896 R1	GASKET, valve cover
708	289 R1	GASKET, injection pump
706	592 R1	GASKET, lubricating oil filter base
704	162 R1	GASKET, intake manifold (2)
704	165 R2	GASKET, exhaust manifold (2)
3043	370 R1	GASKET, fuel feed pump
3	165 H	WASHER, crankcase pan drain plug)
3043	644 R1	WASHER, crankcase pan drain plug) optional



D I E S E L E N G I N E

Ref No.	Part No.	DESCRIPTION
------------	-------------	-------------

BT-2C PARTS CATALOGUE

**McCORMICK
INTERNATIONAL**

**B-414
TRACTOR**

**DIESEL AND PETROL
MODELS**

The black tabs shown on the right side of this page line up with the corresponding tabs in the catalogue.

This catalogue supersedes BT-2B which should be destroyed.

**INTERNATIONAL HARVESTER COMPANY
OF GREAT BRITAIN LIMITED**

259 CITY ROAD, LONDON, E.C.1

GROUP
INDEX

DIESEL
ENGINE

1

PETROL
ENGINE

2

ELECTRICAL
SYSTEM

3

CHASSIS

4

HYDRAULIC
ATTACHMENT

5

ATTACHMENT

6



P E T R O L E N G I N E

I N D E X T O U N I T S

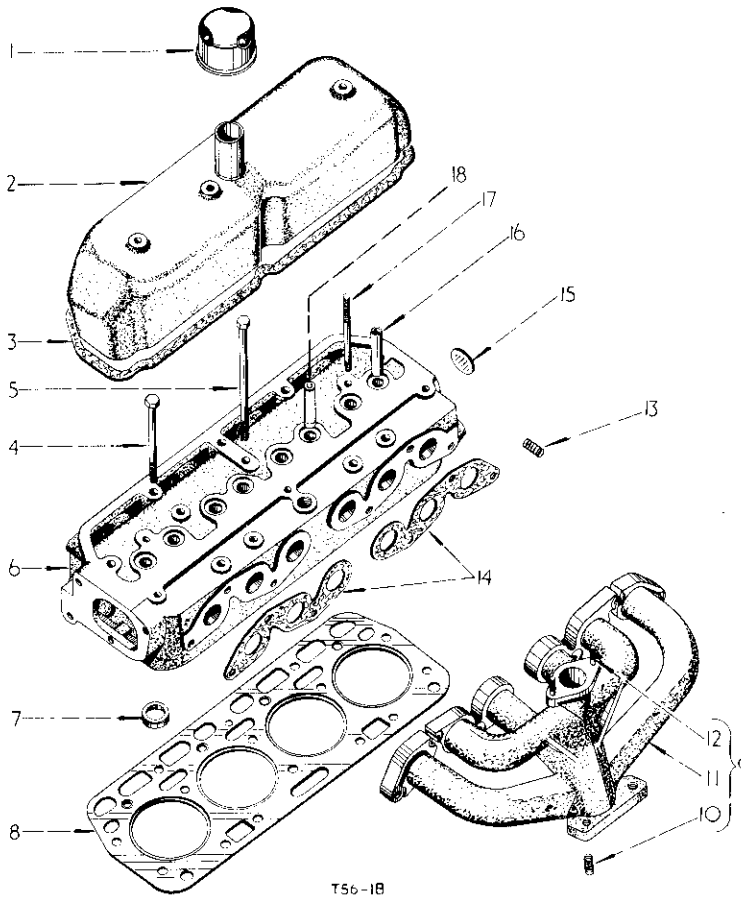
BREATHER, air	3
CAMSHAFT and VALVE MECHANISM	4
CRANKCASE	5
CRANKSHAFT	6
COVER, front	5
CARBURETTOR	BD-144/3525 up	11
	up to BC-144/3524	12
DISTRIBUTOR, cpte., w/Tacho Drive					
	B-414/5886 up	15
	up to B-414/5885	17
FILTER, lubricating, oil	20
FLYWHEEL	6
GOVERNOR, unit	9
HEAD, cylinder and MANIFOLDS	2
IGNITION SYSTEM-	B-414/5886 up	16
	up to B-414/5885	16
LUBRICATION SYSTEM					
	BC-144/5595 up	18
	up to BC-144/5594	19
PAN, oil	5
PACKAGES	24
PISTONS	6
PUMP, fuel	12
RODS, connecting	6
THERMOSTAT and WATER PUMP					
	up to BC-144/6028	22
	BC 144/6029 up	23



PETROL ENGINE

Ref. No.	Part No.	DESCRIPTION
----------	----------	-------------

CYLINDER HEAD AND MANIFOLDS



T56-1B



PETROL ENGINE

Ref. No.	Part No.	DESCRIPTION
----------	----------	-------------

CYLINDER HEAD AND MANIFOLDS- contd.

1	3049 701 R91	BREATHER, cpte. (see detail list)
1	707 469 R1	BREATHER,) order 3049 701 R91
1	709 522 R91	BREATHER, cpte.) optional
2	703 894 R21	COVER, cpte., valve housing
	102 635	NUT, hex., 3/8" (2)
3	703 896 R1	GASKET, valve cover
4	708 331 R1	BOLT, cyl-hd., short (13)
	63 116 D	WASHER, cyl-hd., bolt (13)
5	708 332 R1	BOLT, cyl-hd., long
	63 116 D	WASHER, cyl-hd., bolt
6	3049 604 R92	HEAD, w/ VALVES, assy., cyl. (comprising
	8 CUP	3049 610 R1
	1 HEAD	3049 605 R92
	16 LOCK	3049 609 R1
	4 ROTATOR	356 841 R91
	8 SPRING	3049 608 R1
	4 VALVE	3044 174 R1
	4 VALVE	3044 175 R1)

6	3049 605 R92	HEAD, less valves, assy., cyl. (As req d) (comprising
	4 GUIDE	3049 607 R1
	4 GUIDE	3044 179 R1
	4 INSERT	3044 181 R1
	6 INSERT	3060 306 R1
	3 PLUG	103 884
	1 PLUG	172 574
	2 STUD	703 875 R1)
7	3044 181 R1	INSERT, valve seat, exhaust (4)
8	3045 854 R1	GASKET, cyl-hd.,
9	3044 236 R91	MANIFOLD, cpte., intake and exhaust up to BC-144/2000 (comprising
	1 MANIFOLD	3044 237 R1
	2 STUD	3047 734 R1
	2 STUD	704 164 R1)
	20 229 D	NUT, intake and exhaust manifold,) stud, (6))
	103 321	WASHER, lock, 3/8" (4))
	24 523 D	WASHER, intake and exhaust) manifold, stud, (2))
		up to BC-144/2254



PETROL ENGINE

Ref No.	Part No.	DESCRIPTION
CYLINDER HEAD AND MANIFOLDS- contd.		
9	3060 305 R11	MANIFOLD, w/three INSERT 3060 306 R1 and two STUD 3047 734 R1, cpte., intake and exhaust. BC-144/2001 up
	179 842	BOLT, hex-hd., 3/8" x 1-3/8" (6))
	103 321	WASHER, lock, 3/8" (4))
	24 323 D	WASHER, intake and exhaust manifold (2))
		BC-144/2255 up)
10	3060 306 R1	INSERT, helicoil thread 3/8" (3) BC-144/2001 up
11	3044 237 R1	MANIFOLD, intake and exhaust up to BC-144/2000
11	§	MANIFOLD, intake and exhaust BC-144/2001 up
12	3047 734 R1	STUD, carburettor (2)
13	3060 306 R1	INSERT, helicoil thread, 3/8" (6) BC-144/2255 up
14	3044 210 R1	GASKET, intake and exhaust manifold (2)
15	172 574	PLUG, expansion, 1-1/2" O.D.
16	3044 179 R1	GUIDE, exhaust valve (1) BC-144/518 up
16	3044 179 R1	GUIDE, valve (8) BC-144/517
17	703 875 R1	STUD, rocker shaft end bracket (2)
18	3049 607 R1	GUIDE, intake valve (4)
	704 164 R1	STUD, exhaust manifold (up to BC-144/1999) (2)
		§ Not supplied separately



PETROL ENGINE

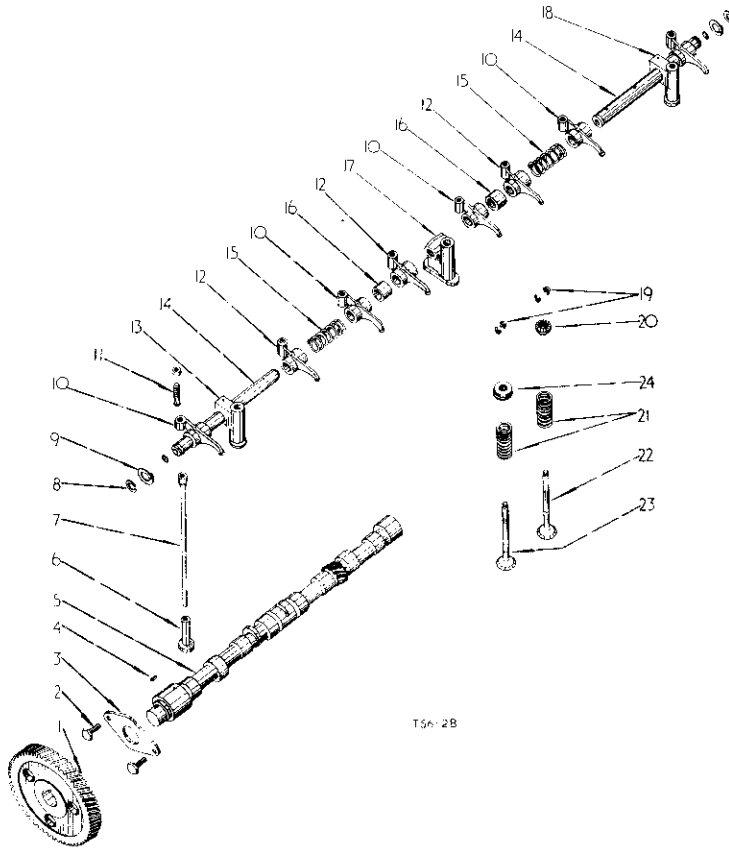
Ref. No.	Part No.	DESCRIPTION
AIR BREATHER		
	3049 701 R91	BREATHER, cpte., air comprising :-
1	3060 552 R1	CAP
2	3060 551 R1	WASHER, felt
3	3060 550 R1	ELEMENT, ribbon
4	3060 549 R1	ELEMENT, ribbon
5	3060 548 R1	WASHER, felt
6	3060 547 R91	TUBE, assy., centre
7	3060 554 R1	WASHER, sealing
8	3060 553 R1	CLIP, retaining



PETROL ENGINE

Ref. No.	Part No.	DESCRIPTION
----------	----------	-------------

CAMSHAFT AND VALVE MECHANISM



T56/28

1	703 812 R1	GEAR, camshaft (66 T) up to BC-144/3526
1	3064 085 R1	GEAR, camshaft (66 T) BC-144/3527 up
2	26 058 D 115 549	SCREW, camshaft thrust plate (2) WASHER, type A internal tooth, 3/8" lock (2)
3	43 249 D	PLATE, camshaft thrust
4	218 217	KEY, camshaft gear (Woodruff)
5	3064 086 R91	CAMSHAFT, w/CAMSHAFT 3063 934 R1, GEAR 3064 085 R1, KEY 218 217 and PLATE 43 249 D BC-144/3527 up
5	3063 934 R1	CAMSHAFT BC-144/3527 up
5	709 450 R1	CAMSHAFT up to BC-144/3528
6	704 782 R1	TAPPET, valve (8)
7	3044 192 R1	ROD, valve push (8)
8	43 375 D	RING, valve lever shaft snap (2)
9	43 374 D	WASHER, valve lever shaft spring (2)
10	3045 211 R11	LEVER, w/BUSH 24 564 DA cpte., intake and exhaust valve (4)
11	16 067 D 113 698 R1	SCREW, valve lever adjusting (8) NUT, valve lever adjusting screw (8)
12	3045 210 R11	LEVER, w/BUSH 24 564 DA cpte., intake and exhaust valve (4)



PETROL ENGINE

Ref. No.	Part No.	DESCRIPTION
----------	----------	-------------

CAMSHAFT AND VALVE MECHANISM- contd.

13	703 886 R2	BRACKET, front-valve lever shaft
	102 635	NUT, hex., 3/8"
	442 934	PIN, groove, 3/16" x 1-1/4"
14	703 884 R21	SHAFT, w/PLUG 172 528 cpte., valve lever (2)
	172 528	PLUG, valve lever shaft end (2)
15	45 949 D	SPRING, valve lever (2)
16	703 893 R2	SPACER, valve lever (2)
17	703 885 R1	BRACKET, centre-valve lever shaft
18	703 887 R2	BRACKET, rear-valve lever shaft
	102 635	NUT, hex., 3/8"
	442 934	PIN, groove, 3/16" x 1-1/4"
19	3049 609 R1	LOCK, valve spring (16) BC-144/518 up
19	704 443 R1	LOCK, valve spring (16) up to BC-144/517
20	3049 610 R1	CUP, intake spring retainer (8) BC-144/518 up
20	3014 176 R1	CUP, intake spring retainer (8) up to BC-144/517
21	3049 608 R1	SPRING, valve (8) BC-144/518 up
22	3044 174 R1	VALVE, intake (4) BC-144/518 up
23	3044 175 R1	VALVE, exhaust (4) BC-144/518 up
24	356 841 R91	ROTATOR, assy., exhaust valve (4) BC-144/518 up

H3



PETROL ENGINE

Ref. No.	Part No.	DESCRIPTION
----------	----------	-------------

CAMSHAFT AND VALVE MECHANISM- contd.

24	564 DA	BUSH, valve lever (8)
3044	177 R1	CUP, lower-valve spring retainer (8) up to BC-144/517
3044	240 R1	SPRING, outer valve (8) up to BC-144/517
3044	239 R1	SPRING, inner valve (8) up to BC-144/517

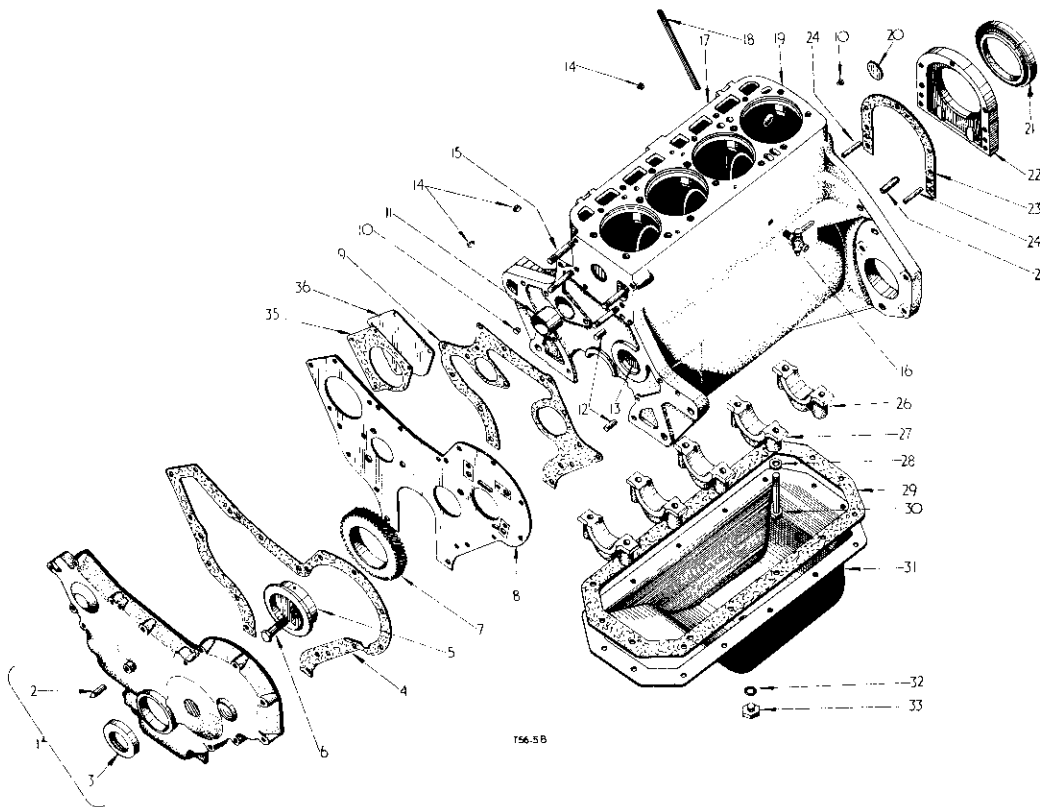


PETROL ENGINE

Ref. No.	Part No.	DESCRIPTION
----------	----------	-------------

CRANKCASE, FRONT COVER AND OIL PAN- contd.

CRANKCASE, FRONT COVER AND OIL PAN



1	3044 166 R92	COVER, w/OIL SEAL 703 844 R91 and POINTER 712 064 R1 cpte., crankcase front
	179 818	BOLT, hex-hd., 5/16" x 1" (4)
	179 824	BOLT, hex-hd., 5/16" x 1-3/4" (4)
	179 825	BOLT, hex., 5/16" x 1-7/8" (6)
	102 634	NUT, hex-hd., 5/16" (4)
	103 320	WASHER, lock, 5/16 (14)
2	712 064 R1	POINTER, timing
3	703 844 R91	OIL SEAL, crankshaft front) optional
3	709 772 R91	OIL SEAL, crankshaft front)

4	708 285 R1	GASKET, crankcase front cover
5	3044 191 R1	SHAFT, idler gear
6	181 434	BOLT, hex-hd., 1/2" x 1-7/8"
7	3044 190 R1	GEAR, idler
8	3044 164 R91	PLATE, w/three LOCKS 46 250 D and three RIVETS 110 638 cpte., crankcase front
	3047 230 R1	SCREW, crankcase front plate, machine(2)
9	709 903 R1	GASKET, crankcase front plate



P E T R O L E N G I N E

Ref. No.	Part No.	DESCRIPTION
CRANKCASE, FRONT COVER AND OIL PAN-contd.		
10	444 691	PLUG, sldt-hdls-pipe, 1/4" (2)
11	703 827 R1	BUSH, camshaft - front
11	703 828 R1	BUSH, camshaft - centre
11	703 829 R1	BUSH, camshaft - rear
12	141 244	PIN, dowel (crankshaft front) (2)
13	751 610 R1	INSERT, idler gear bolt screw, lock, 1/2"UNF x 1/2
14	103 883	PLUG, sldt-hdls-pipe, 1/8" (3)
15	703 832 R1	STUD, water pump (4)
16	106 794	TAP, water drain)
16	707 888 R92	TAP, water drain) optional
17	3044 162 R94	CRANKCASE, cpte. (comprising
	10 BOLT	3061 211 R1
	1 BUSH	703 827 R1
	1 BUSH	703 828 R1
	1 BUSH	703 829 R1
	- CAP	706 491 R2
	- CAP	708 902 R2
	1 INSERT	751 610 R1
	14 INSERT	751 834 R1
	2 PIN	141 287
	2 PIN	141 244
	2 PIN	141 223
	3 PLUG	103 883
	2 PLUG	444 691
	1 PLUG	172 578
	1 STUD	703 877 R1
	4 STUD	703 832 R1
	1 TAP	106 794
	1 TUBE	751 826 R1
	10 WASHER	3061 325 R1)
18	751 826 R1	TUBE, dipstick
19	751 834 R1	INSERT, heli-coil thread, 7/16 - 14 (14)
20	172 578	PLUG, expansion, 1-3/4" dia. type 1
21	708 903 R91	OIL SEAL, crankshaft rear
22	708 904 R1	RETAINER, crankshaft rear oil seal
	706 732 R1	BOLT, crankshaft rear oil seal retainer (7)
	103 320	WASHER, lock, 5/16" (7)
23	708 907 R1	GASKET, crankshaft rear oil seal retainer
24	141 223	PIN, dowel, crankshaft rear oil seal retainer (2)
25	141 287	PIN, dowel (2)
26	708 902 R2	CAP, crankshaft bearing - rear (As req'd)
27	706 491 R2	CAP, crankshaft bearing (As req'd)
28	3061 325 R1	WASHER, crankshaft bearing cap bolt (10)
29	703 840 R1	GASKET, crankcase pan
30	3061 211 R1	BOLT, crankshaft bearing cap (10)
31	3064 063 R11	PAN, cpte., crankcase oil BC-144/5595 up
31	704 712 R21	PAN, cpte., crankcase oil up to BC-144/5594
	179 817	BOLT, hex-hd., 5/16" x 7/8" (14)
	103 320	WASHER, lock, 5/16" (14)



P E T R O L E N G I N E

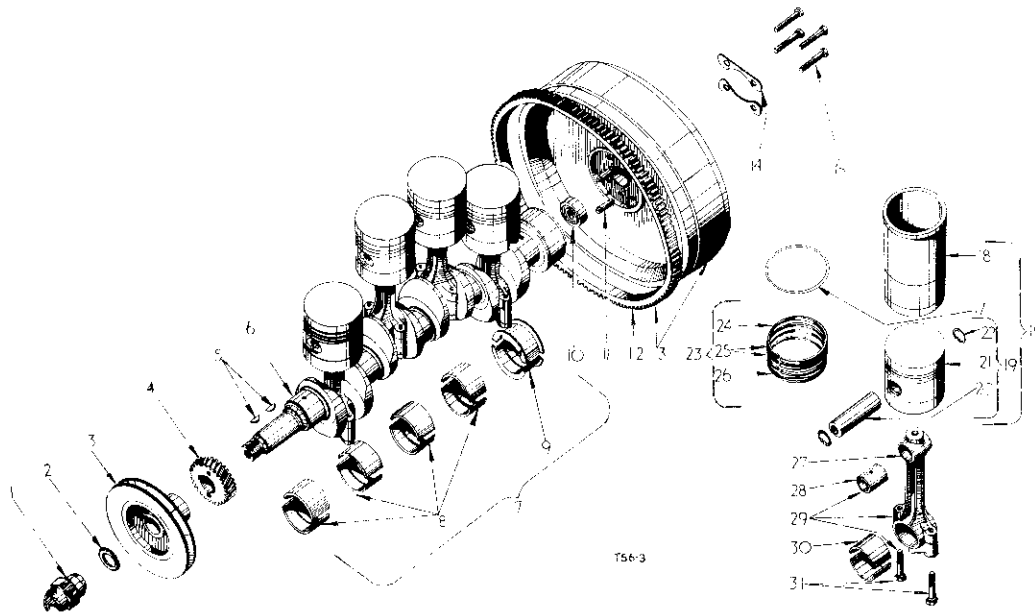
Ref. No.	Part No.	DESCRIPTION
CRANKCASE, FRONT COVER AND OIL PAN- contd.		
32	3 405 H	GASKET, crankcase pan drain plug)
32	3043 644 R1	GASKET, crankcase pan drain plug) optional
33	359 875 R1	PLUG, crankcase pan drain
34	703 851 R1	GASKET, hydraulic pump opening cover
35	703 850 R1	COVER, hydraulic pump opening
	179 825	BOLT, hex-hd., 5/16" x 1-7/8" (3)
	272 391	BOLT, hex-hd., 5/16" x 2-1/8"
	102 634	NUT, hex., 5/16" (4)
	103 320	WASHER, lock, 5/16" (4)
Q	397	WASHER, 3/4" x 11/32" x 16 ga.



PETROL ENGINE

Ref. No.	Part No.	DESCRIPTION
----------	----------	-------------

CRANKSHAFT, FLYWHEEL, CONNECTING RODS AND PISTON



1	711 069 R1	NUT, starting crank
2	138 516	WASHER, external tooth lock, type A 1"
3	707 327 R2	PULLEY, fan drive
4	703 865 R1	PINION, crankshaft (33 T)
5	218 211	KEY, crankshaft pinion, Woodruff No. 91, 1/4" x 3/4" (2)
6	751 303 R51	CRANKSHAFT, w/BEARING 708 909 R93 and two PINS 24 350 D cpte., std.,
7	708 912 R91	BEARING, w/BEARING 708 910 R91 and four BEARINGS 3064 523 R11(std. size) crankshaft (As req'd)
7	708 913 R91	BEARING, w/BEARING 708 911 R91 and four BEARINGS 3064 524 R11(.030 undersize) main crankshaft (As req'd)
7	708 914 R91	BEARING, w/BEARING 708 915 R91 and four BEARINGS 3064 525 R11 (.015 undersize) main crankshaft (As req'd)
8	3064 523 R11	BEARING, crankshaft main, front and centre (std. size)(4) (comprising upper and lower half)
8	3064 524 R11	BEARING, crankshaft main, front and centre (.030 undersize) (4) (comprising upper and lower half)



PETROL ENGINE

Ref. No.	Part No.	DESCRIPTION
----------	----------	-------------

CRANKSHAFT, FLYWHEEL, CONNECTING RODS AND PISTON- contd.

8	3064 525 R11	BEARING, crankshaft main, front and centre (.015 undersize) (4) (comprising upper and lower half)
9	708 910 R91	BEARING, cpte., crankshaft main , rear (std. size)
9	708 911 R91	BEARING, cpte., crankshaft main , rear (.030 undersize)
9	708 915 R91	BEARING, cpte., crankshaft main , rear (.015 undersize) (comprising two halves)
10	708 909 R93	BEARING, clutch pilot
10	751 846 R93	BEARING, clutch pilot
10	751 847 R93	BEARING, clutch pilot
10	751 848 R94	BEARING, clutch pilot
11	24 550 D	PIN, flywheel dowel (2)
11	3066 811 R1	PIN, flywheel dowel (As req'd) (for O. S. D. crankshafts)
12	3044 171 R1	GEAR, flywheel ring
13	3044 170 R91	FLYWHEEL, w/GEAR 3044 171 R1 and two PINS 141 215 cpte.
	141 215	PIN, dowel, 5/16" x 1/2" long (2)
14	3069 118 R1	LOCK, flywheel bolt (2)
15	709 517 R1	BOLT, flywheel (4)
16	3044 201 R92	SLEEVE, w/four PISTONS 3041 202 R91, cyl. and pistons



PETROL ENGINE

Ref. No.	Part No.	DESCRIPTION
CRANKSHAFT, FLYWHEEL, CONNECTING RODS AND PISTONS- contd.		
16	3044 202 R92	PISTON, w/SLEEVE, cpte. (4) (comprising 1 PISTON 3044 203 R91 1 RING 704 100 R1 1 SLEEVE 704 092 R1)
17	704 100 R1	RING, cyl. sleeve packing (4)
18	704 092 R1	SLEEVE, cyl. (4)
19	3044 203 R93	PISTON, assy., pin and rings (4) (comprising 1 PIN 704 094 R1 1 PISTON 3044 207 R3 2 RETAINER 704 095 R1 1 PIN 3044 204 R1 2 RING 3044 205 R1 1 RING 705 993 R1)
20	704 094 R1	PIN, piston (std. (4)
20	716 411 R1	PIN, piston (.005 oversize) (As req'd)
21	3044 207 R3	PISTON (4)
22	704 095 R1	RETAINER, piston pin (8)
23	3044 208 R91	RING, piston, set (As req'd) (comprising 4 RING 3044 204 R1 8 RING 3044 205 R1 4 RING 705 993 R1)
24	3044 204 R1	RING, piston compression - top (4)
25	3044 205 R1	RING, piston compression (8)
26	705 993 R1	RING, oil control piston (4)
27	3061 216 R91	ROD, cpte., connecting (set of four) (comprising 4 ROD 3061 214 R91)
27	704 089 R31	ROD, cpte., connecting (set of four) (order 3061 216 R91)
28	711 045 R1	BUSH, piston pin (4))
28	3043 011 R1	BUSH, piston pin (4)) optional
29	3061 214 R91	ROD, assy., connecting BC-144/2724 up (4) (comprising 2 BOLT 3043 216 R1 1 BUSH 711 054 R1 1 CAP \$ 1 ROD \$)
29	704 088 R91	ROD, assy., connecting (4) up to BC-144/2723 (comprising 2 BOLT 3043 216 R1 1 BUSH 711 054 R1 1 CAP \$ 1 ROD \$)



PETROL ENGINE

Ref. No.	Part No.	DESCRIPTION
CRANKSHAFT, FLYWHEEL, CONNECTING RODS AND PISTON- contd.		
30	710 327 R11	BEARING, cpte., connecting rod (std. size) (two halves) (4)
30	710 737 R11	BEARING, cpte., connecting rod (.030 undersize) (two halves) (As req'd)
30	713 660 R11	BEARING, cpte., connecting rod (.015 undersize) (two halves) (As req'd)
31	3043 216 R1	BOLT, connecting rod (8)
	710 768 R91	BEARING, cpte., connecting rod, (std. size) comprising four BEARING 710 327 R11 (As req'd)
	710 769 R91	BEARING, cpte., connecting rod (.030 undersize) comprising four BEARING 710 737 R11 (As req'd)
	715 146 R91	BEARING, cpte., connecting rod (.015 undersize) comprising four BEARING 713 660 R11 (As req'd)
	3067 471 R91	PACKAGE, service, undersize crankshaft (As req'd)
		comprising :-
	3067 472 R11	CRANKSHAFT, w/PIN 24 550 D cpte., .015 undersize
	24 550 D	PIN, dowel, flywheel (2)
	708 914 R91	SET of crankshaft main bearings
		\$ Not supplied separately



PETROL ENGINE

Ref. No.	Part No.	DESCRIPTION
----------	----------	-------------

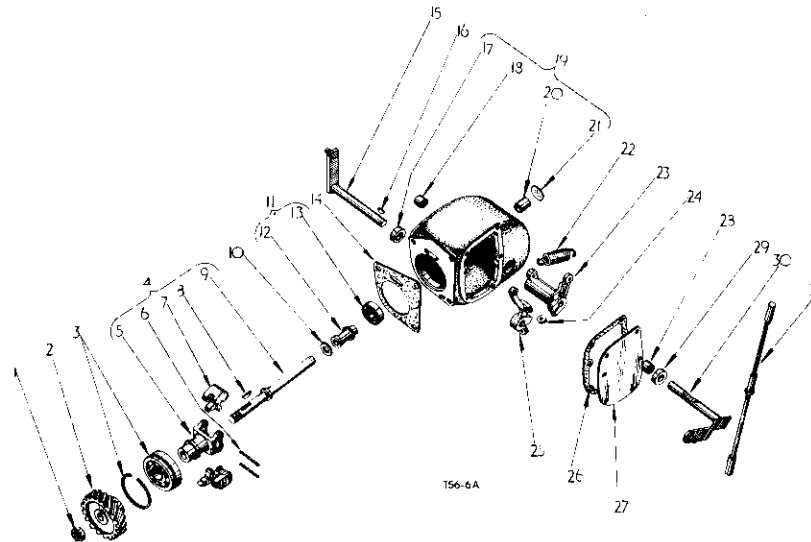
GOVERNOR UNIT



PETROL ENGINE

Ref. No.	Part No.	DESCRIPTION
----------	----------	-------------

GOVERNOR UNIT contd.



1	451 074	NUT, jam, hex., 9/16" UNF	13	3040 121 R91	BEARING, governor thrust (S. K. F.))
2	3043 832 R1	GEAR, governor (33 T)	13	3040 122 R91	BEARING, governor thrust (Hoffman)) optional
3	703 612 R91	BEARING, governor shaft (S. K. F.))	14	3044 212 R1	GASKET, governor housing
3	ST 289	BEARING, governor shaft (I. H. C.))	15	3043 840 R91	LEVER, w/PIN 706 204 R1 cpte., governor speed change
3	45 774 D	BEARING, governor shaft (N. D.))		706 204 R1	PIN, governor speed change lever-ball
3	700 540 R91	BEARING, governor shaft (Fischer)) optional			
3	700 541 R91	BEARING, governor shaft (R & M))	16	106 749	KEY, Woodruff No. 3, 1/8" x 1/2"
3	3040 120 R91	BEARING, governor shaft (Hoffman))	17	45 667 D	OIL SEAL, governor housing (2))
4	3043 838 R91	CARRIER and WEIGHT assy., governor (comprising	17	357 968 R91	OIL SEAL, governor housing (2)) optional
		1 CARRIER 360 535 R1	18	3043 848 R91	BEARING, rockshaft, R.H.
		1 KEY 124 547	19	3043 849 R11	HOUSING, cpte., governor (comprising
		2 PIN 45 656 DA			1 BEARING 45 775 D
		1 SHAFT 3043 836 R1			1 BEARING 3043 848 R91
		2 WEIGHT 3043 837 R1)			1 BUSH 48 227 D
5	360 535 R1	CARRIER, governor weight)			1 PLUG 172 540
5	18 256 DA	CARRIER, cpte., governor weight) optional			2 OIL SEAL 45 667 D)
6	45 656 DA	PIN, governor weight (2)			
7	3043 837 R1	WEIGHT, governor (2)		179 838	BOLT, hex-hd., 3/8" x 7/8" (3)
8	124 547	KEY, Woodruff No. 7, 1/8" x 3/4"	20	48 227 D	BUSH, governor housing
9	3043 836 R1	SHAFT, governor	21	172 540	PLUG, expansion, 7/8" dia.
10	3043 835 R1	WASHER, governor sleeve thrust	22	3045 514 R1	SPRING, governor
11	351 910 R91	SLEEVE, w/BEARING ST 506 and SLEEVE -18 250 D assy., governor and bearing thrust	23	3043 847 R11	LEVER, w/two PINS 48 254 D cpte., governor rockshaft
12	48 250 D	SLEEVE, governor		3043 842 R1	BOLT, soc-hd., 3/16" - 24 x 7/8"
13	ST 506	BEARING, governor thrust (I. H. C.))		48 254 D	PIN, thrust, governor rockshaft lever (2)
13	700 310 R91	BEARING, governor thrust (R & M)) optional		115 546	WASHER, lock, internal tooth, No. 12
			24	3043 843 R1	KEY, governor rockshaft lever



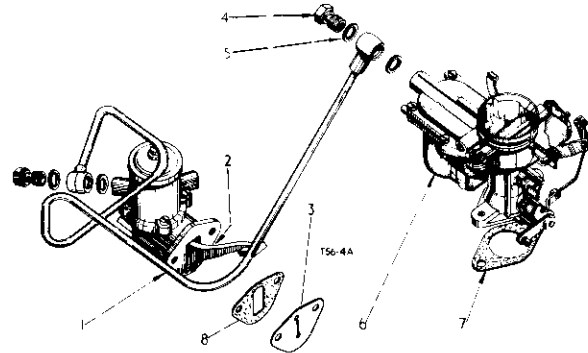
PETROL ENGINE

Ref. No.	Part No.	DESCRIPTION
GOVERNOR UNIT- contd.		
25	3043 841 R1	LEVER, governor spring
	179 797	BOLT, hex-hd., 1/4" x 1" (2) up to BC-144/2884
	179 797	BOLT, hex-hd., 1/4" x 1" BC-144/2885 up
	179 796	BOLT, hex-hd., 1/4" x 7/8" BC-144/2885 up
	109 084	NUT, hex., 1/4"
	103 319	WASHER, lock, 1/4"
26	3044 211 R1	GASKET, governor housing cover
27	3043 833 R1	COVER, governor housing
	10 958 D	BOLT, governor housing cover (2)
	179 816	BOLT, hex-hd., 5/8" x 3/4" (4)
	103 320	WASHER, lock, 5/8" (6)
28	45 775 D	BEARING, rockshaft, L.H.
29	45 667 D	OIL SEAL, governor housing (2)
29	357 968 R91	OIL SEAL, governor housing) optional
30	3043 846 R91	LEVER, w/PIN 706 204 R1 cpte., carburettor control
	706 204 R1	PIN, carburettor control lever ball
31	3043 831 R91	ROD, cpte., governor to carburettor control
32	3048 289 R1	BOLT, governor spring lever -long
	109 084	NUT, hex., 1/4"



PETROL ENGINE

Ref. No.	Part No.	DESCRIPTION
CARBURETTOR, FUEL PUMP AND PIPES		



1	3044 197 R91	PUMP, assy., fuel (see detail list)
	138 221	BOLT, soc-hd., 5/16" x 3/4" (2)
2	3044 198 R93	PIPE, cpte., fuel pump to carburettor
3	3043 370 R1	GASKET, fuel pump
4	708 296 R1	BOLT, banjo (2)
5	708 297 R1	WASHER, banjo (inlet and outlet) (4)
6	3063 945 R91	CARBURETTOR, cpte. BC-144/3525 up
6	3044 193 R92	CARBURETTOR, cpte. up to BC-144/3524 (See detail list)
	103 025	NUT, hex., 5/16" - 24 UNF (2)
	103 320	WASHER, lock, 5/16" (2)
7	3047 295 R91	GASKET, carburettor
8	3061 658 R1	GASKET, fuel pump



PETROL ENGINE

Ref. No.	Part No.	DESCRIPTION
----------	----------	-------------

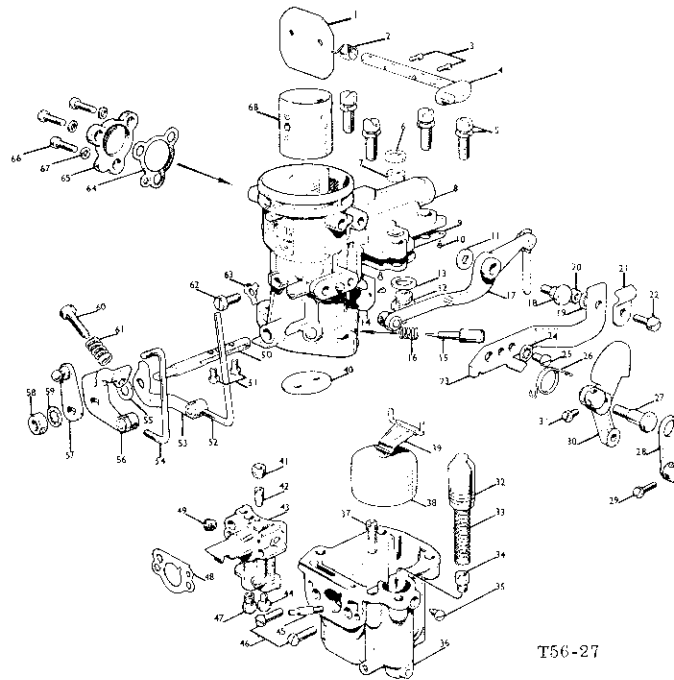
CARBURETTOR- BC-144/3525 up



PETROL ENGINE

Ref. No.	Part No.	DESCRIPTION
----------	----------	-------------

CARBURETTOR - BC-144/3525 up- contd.



	3063 945 R91	CARBURETTOR BC-144/3525 up comprising :-
1	3047 486 R1	FLAP, strangler
2	3047 485 R1	SPRING, automaticity
3	700 659 R1	SCREW, strangler flap (2)
4	3047 483 R91 3047 484 R1	SPINDLE and LEVER, assy., strangler WASHER
5	3047 465 R91	SCREW and spring washer, fixing bowl to barrel (4)
6	3065 056 R1	RETAINER
7	3065 055 R1	WASHER, felt
8	3065 060 R91	BARREL, assy., carburettor
9	3065 054 R1	GASKET, float chamber cover
10	3047 467 R1	SCREW, parker (4)
11	3065 062 R1	WASHER, pump pivot screw
12	3047 508 R91	SEATING, needle
13	3047 462 R1	WASHER, needle seating
14	3047 468 R1	GASKET, vertical bowl face
15	3047 499 R1	SCREW, volume control
16	3047 500 R1	SPRING

17	3065 059 R91	LEVER and ROD, assy., pump
18	3065 061 R1	SCREW, pump pivot
19	3047 490 R1	WASHER, shakeproof
20	3047 489 R1	NUT
21	3047 487 R1	CLIP
22	3047 488 R1	SCREW
23	3047 491 R91	BRACKET, cpte., assy., strangler
24	3047 490 R1	WASHER, shakeproof
25	3047 492 R1	SCREW
26	3047 491 R1	SPRING
27	3047 495 R1	SCREW, journal
28	3047 498 R91	LINK, strangler control
29	3047 497 R1	SCREW, swivel
30	3047 493 R91	LEVER, strangler control
31	3047 496 R1	SCREW, interconnection swivel
32	3065 050 R1	PISTON, pump
33	3065 051 R1	SPRING, pump piston
34	3065 049 R1	VALVE, pump check
35	3065 052 R1	SCREW, piston retaining



PETROL ENGINE

Ref. No.	Part No.	DESCRIPTION
CARBURETTOR BC-3525 up - contd.		
36	3065 048 R1	BOWL, carburettor
37	3065 053 R1	VALVE- pump discharge
38	3047 463 R91	FLOAT
39	3047 464 R91	ARM and PIVOT, float
40	3047 478 R1	THROTTLE
41	3047 507 R1	PLUG, over slow running jet
42	3047 506 R1	JET, slow running
43	3047 459 R1	BLOCK, emulsion
44	3048 469 R1	JET, compensating
45	3065 067 R1	JET, pump
46	3047 461 R1	SCREW, emulsion block (2)
47	708 396 R1	JET, main
48	3047 460 R1	GASKET, emulsion block
49	3047 505 R1	SCREW, ventilation
50	3047 470 R1	SPINDLE, throttle
51	3047 479 R1	SCREW, throttle (2)
52	3047 476 R1	ROD, interconnection
53	3047 475 R91	LEVER, floating
54	3065 058 R1	LINK, pump
55	3047 477 R1	WASHER, for spindle
56	3065 057 R1	STOP, throttle
57	3047 472 R91	LEVER and BALL JOINT, throttle
58	3047 473 R1	NUT, throttle spindle
59	3047 474 R1	WASHER, shakeproof
60	3047 480 R1	SCREW, stop, throttle
61	700 632 R1	SPRING, stop throttle
62	3047 482 R1	SCREW, choke tube
63	3047 481 R1	WASHER, tab
64	3065 063 R1	GASKET
65	3065 064 R1	PLATE, blanking, economy
66	3065 065 R1	SCREW (3)
67	3065 066 R1	WASHER, lock (3)
68	3048 467 R1	TUBE, choke



PETROL ENGINE

Ref. No.	Part No.	DESCRIPTION
FUEL PUMP		
	3044 197 R91	PUMP, fuel comprising :-
1	702 953 R1	SCREW, head
2	3044 511 R1	GASKET, head screw
3	3044 512 R1	COVER, filter
4	3044 518 R1	GASKET, filter
5	3044 513 R1	SCREEN, filter
6	3044 514 R1	COVER
7	702 959 R91	VALVE, assy. (2)
8	702 960 R1	PLATE, valve retaining
9	702 961 R1	SCREW, valve retaining (2)
10	708 953 R91	DIAPHRAGM, assy.
11	3047 235 R1	SPRING, diaphragm
12	708 958 R1	WASHER, oil seal (metal)
13	708 959 R1	WASHER, oil seal (fabric)
14	3044 517 R1	ARM, rocker





P E T R O L E N G I N E

Ref. No.	Part No.	DESCRIPTION
FUEL PUMP- contd.		
15	708 956 R1	SPRING, rocker arm
16	708 957 R1	WASHER, rocker arm pin (2)
17	708 963 R1	LINK
18	3062 570 R1	RETAINER, rocker arm pin (2)
19	3044 515 R1	PIN, rocker arm
20	3044 519 R91	BODY and HAND PRIMER, assy.
21	3044 520 R1	SPRING, riming lever
22	702 958 R1	GASKET, valve
23	114 648	WASHER, cover screw (5)
24	132 117	SCREW, cover (5)
	3063 872 R1	BOLT, 12 point ring, 5/16 x 3/4" (2)
	3046 381 R91	KIT, repair less rocker arms comprising :-
	702 951 R1	CLIP, pin (2)
	708 953 R91	DIAPHRAGM, assy.
	3044 513 R1	GAUZE, filter
	3044 518 R1	GASKET, filter
	702 958 R1	GASKET, valve
	3061 658 R1	GASKET, pad
	708 963 R1	LINK
	702 950 R1	PIN, rocker arm
	3044 515 R1	PIN, rocker arm
	702 960 R1	RETAINER, valve
	3062 570 R1	RETAINER, rocker arm pin (2)
	702 961 R1	SCREW, retainer (2)
	708 956 R1	SPRING
	702 959 R1	VALVE, assy. (2)
	3044 511 R1	WASHER, filter screw
	708 957 R1	WASHER (2)
	708 958 R1	WASHER, oil seal (metal)
	708 959 R1	WASHER, oil seal (fabric)
	3046 382 R91	KIT, diaphragm first aid repair (As req'd)
	3044 458 R1	PRIMER, parts set



P E T R O L E N G I N E

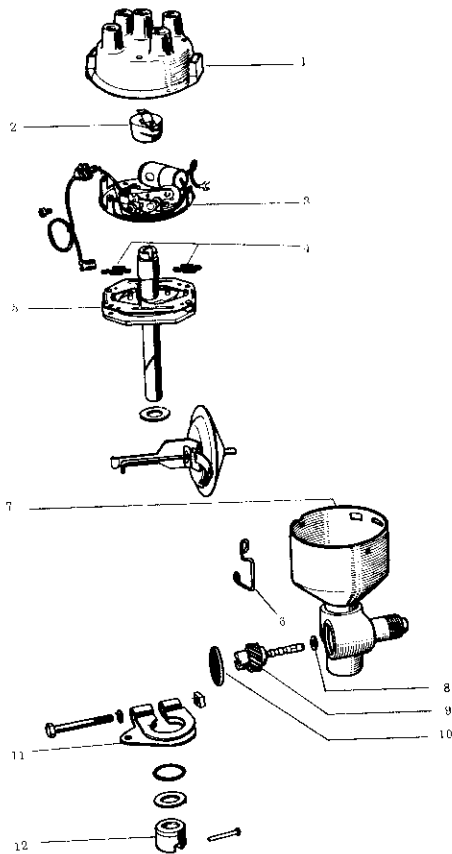
Ref. No.	Part No.	DESCRIPTION
----------	----------	-------------



PETROL ENGINE

Ref. No.	Part No.	DESCRIPTION
CARBURETTOR up to BC-144/3524- contd.		
49	3047 480 R1	SCREW, throttle stop
50	700 632 R1	SPRING, throttle stop screw
	3047 501 R1	GASKET, flange
51	3047 475 R1	LEVER, floating
	3047 498 R1	LINK, strangler control

DISTRIBUTOR CPT. W/TACHO DRIVE (B-414/5886 up)



T55 - 199



PETROL ENGINE

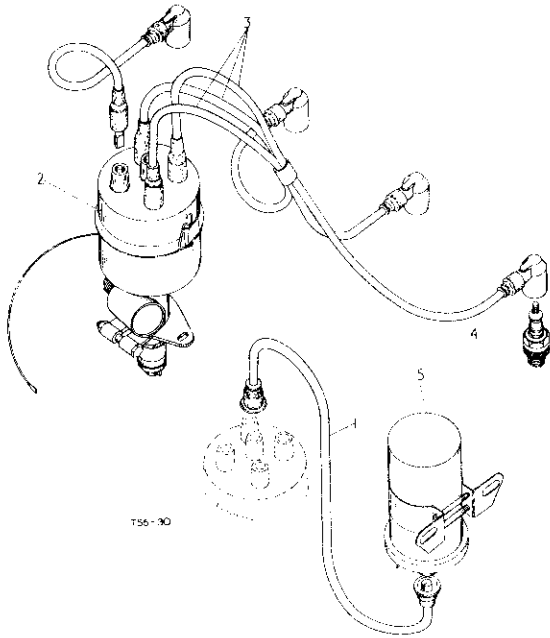
Ref. No.	Part No.	DESCRIPTION
DISTRIBUTOR CPT. , W/TACHO DRIVE (B-414/5886 up) - contd.		
	3068 973 R91	DISTRIBUTOR, w/Tacho drive, cpte. comprising :-
1	3069 777 R1	CAP, distributor
2	3069 778 R1	ROTOR
3	3069 779 R91	BREAKER, assy., contact
	3069 883 R91	CONDENSER
	3069 884 R91	LEAD, L. T. with Grommet
	3069 882 R91	SET, contact
4	3069 783 R91	SPRING, advance weight set
5	3069 782 R91	MAINSHAFT and Cam assy.
6	3069 785 R1	CLIP, cap
7	3069 787 R1	HOUSING
8	3069 788 R1	WASHER, drive gear thrust
9	3069 789 R1	GEAR, drive
10	3069 790 R1	PLUG
11	3069 791 R91	CLAMP, assy., housing
12	3069 794 R1	COUPLING
	3069 881 R91	KIT, sundry parts



PETROL ENGINE

Ref. No.	Part No.	DESCRIPTION
----------	----------	-------------

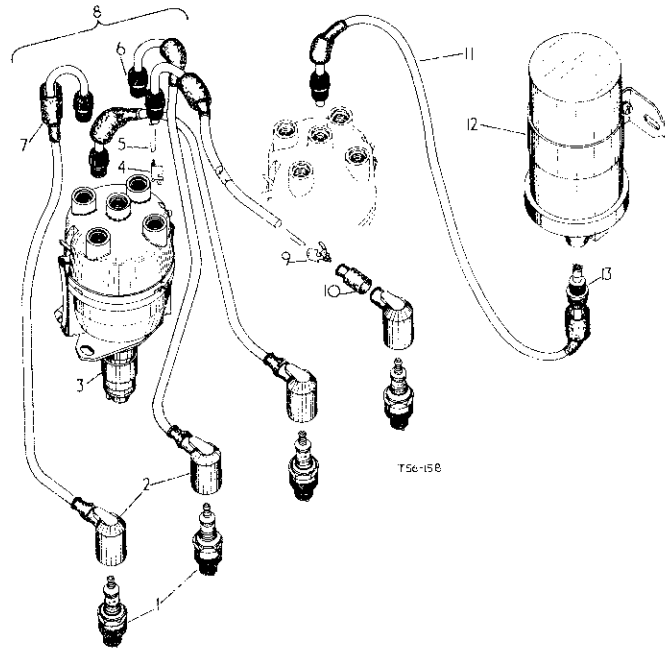
IGNITION SYSTEM (B-414/5886 up)



PETROL ENGINE

Ref. No.	Part No.	DESCRIPTION
----------	----------	-------------

IGNITION SYSTEM (up to B-414/5885)



1	3068 975 R91	CABLE, opte., high tension ignition (coil to distributor)
2	3068 973 R91	DISTRIBUTOR, w/TACHO DRIVE opte., (see detail list)
	179 795	BOLT, 1/4" x 3/4" hex-hd., (2)
	103 319	WASHER, 1/4" lock (2)
	103 339	WASHER, 9/32" x 5/8" x 16 ga. (2)
3	3068 978 R91	CABLE, assy., 1, 2, 3 and 4 spark plug (As req'd)
4	3044 229 R91	PLUG, 14 mm thrd., - 1/2" reach spark (4)
5	3068 971 R91	COIL, opte., ignition
	3065 310 R1	TAB, "faston"
	179 814	BOLT, 5/16" x 5/8" hex-hd., (2)
	102 634	NUT, 5/16" hex., (2)
	103 320	WASHER, 5/16" lock (2)

1	3044 229 R91	PLUG, 14 mm thread, 1/2" reach spark (4)
2	3064 783 R1	CAP, spark plug (4)
3	3044 213 R91	DISTRIBUTOR, opte.
	179 795	BOLT, hex-hd., 1/4" x 3/4" (2)
	103 319	WASHER, lock, 1/4" (2)
	103 339	WASHER, plain, 9/32" x 5/8" x 16 ga. (2)
4	3064 780 R1	TERMINAL, distributor (8)
5	3065 311 R1	STAPLE (10)
6	3046 363 R1	NUT, distributor (5)
7	3064 781 R1	SLEEVE, distributor out (6)
8	3044 226 R94	CABLE, assy., spark plug (As req'd) (comprising
		4 CAP 3064 783 R1
		4 NUT 3046 363 R1
		4 TERMINAL 3064 780 R1
		4 SLEEVE 3064 781 R1
		4 SLEEVE 3064 782 R1
		1 SLEEVE 3064 224 R1
		8 STAPLE 3065 313 R1
		4 STAPLE 3064 784 R1)
9	3064 784 R1	STAPLE, spark plug terminal (4)
10	3064 782 R1	SLEEVE, spark plug cap (4)



PETROL ENGINE

Ref. No.	Part No.	DESCRIPTION
----------	----------	-------------

IGNITION SYSTEM (up to B-414/5585)- contd.

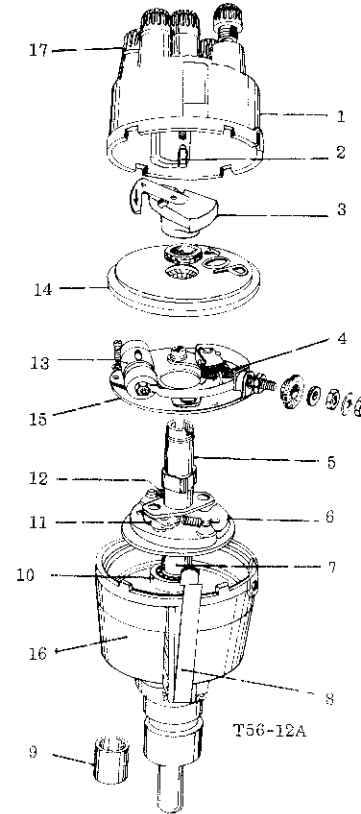
11	3044 216 R93	CABLE, cpte., coil to distributor, high tension ignition (comprising 1 NUT 3046 363 R1 1 NUT 3047 607 R1 2 TERMINAL 3064 780 R1 2 SLEEVE 3064 781 R1 2 STAPLE 3065 311 R1)
12	3063 671 R91 179 814 102 634 103 320	COIL, cpte. BOLT, hex-hd., 5/16" x 5/8" (2) NUT, hex., 5/16" (2) WASHER, lock, 5/16" (2)
13	3047 607 R1 3044 224 R1 3065 310 R1	NUT, coil SLEEVE, cable TAB, "fasten"
		CABLE, cpte., high tension ignition coil to distributor up to B-414/4888 comprising :- 3046 363 R1 NUT, distributor 3047 607 R1 NUT, coil 251 553 R1 NIPPLE, terminal (2) 702 888 R1 SUPPRESSOR 3046 364 R1 WASHER, distributor (2)
		CABLE, assy., spark plug up to B-414/4887 comprising :- 3046 363 R1 NUT, distributor (4) 251 553 R1 NIPPLE, terminal (4) 3044 231 R91 COVER, suppressed (Domestic) (4) 3061 208 R91 COVER, non suppressed (Export) (4) 3046 364 R1 WASHER, distributor (4) 3044 224 R1 SLEEVE, cable



PETROL ENGINE

Ref. No.	Part No.	DESCRIPTION
----------	----------	-------------

DISTRIBUTOR (up to B-414/5585)



	3044 213 R91	DISTRIBUTOR, cpte. comprising :-
1	3047 515 R1	CAP, distributor
2	702 306 R91	SET, brush and spring
3	3047 514 R1	ARM, rotor
4	702 326 R91	SET, contacts
5	3047 523 R1	CAM, assy.
6	3047 525 R91	WEIGHT, assy.
7	3047 526 R1	PLATE, shaft and action
8	3047 528 R1	CLIP, retaining cover
9	702 333 R1	BUSH, bottom
10	3047 527 R1	BEARING, top
11	702 330 R1	TOGGLE
12	3047 524 R91	SPRING, auto-advance (set)
13	702 325 R91	CONDENSER
14	3047 515 R1	COVER, dust excluder



PETROL ENGINE

Ref. No.	Part No.	DESCRIPTION
DISTRIBUTOR (up to B-414/5885)- contd.		
15	3047 516 R1	BASE, contact breaker
16	\$	BODY, assy.
17	3046 363 R1	NUT, cable securing (5)
	3047 518 R1	CONNECTOR
	3047 512 R1	DOG, driving
	3047 510 R1	PLATE, securing
	3047 511 R91	SCREW and NUT, assy.
	702 335 R91	SUNDRY PARTS SET
	3047 519 R1	TERMINAL, low tension
	3047 520 R1	BUSH, insulating terminal
	3047 521 R1	PLATE, insulating terminal
	3047 522 R1	BUSH, outside insulating

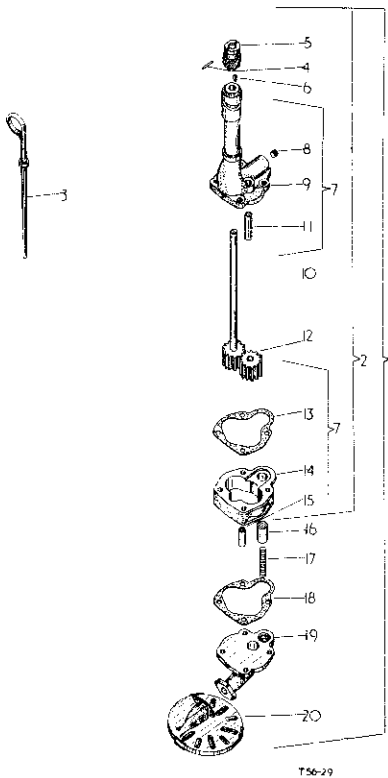
\$ Not supplied separately.



PETROL ENGINE

Ref. No.	Part No.	DESCRIPTION
LUBRICATION SYSTEM BC 144/5595 up - contd.		
1	3064 064 R91	PUMP, assy., oil *(comprising
		1 BODY 3043 828 R93
		1 BOLT 179 826
		2 BOLT 179 528
		1 BOLT 179 829
		2 BOLT 179 791
		1 COVER 3064 061 R1
		- GASKET 711 558 R1
		2 NUT 102 634
		1 SCREEN 3064 062 R91
		1 SPRING 751 829 R1
		1 VALVE 751 830 R2
		6 WASHER 115 548
		2 WASHER 103 319)
	179 840	BOLT, hex-hd., 3/8 x 1-1/8
	115 549	WASHER, internal tooth, lock, 3/8"
2	3045 828 R93	BODY, assy., oil pump (comprising
		1 BODY 3042 570 R92
		1 GEAR 3063 757 R1
		1 KEY 103 905
		1 PINION 3043 830 R1
		1 PIN 932 204 R1
		- SHAFT 3062 345 R91)
3	706 977 R91	GAUGE, cpte., oil level
4	932 204 R1	PIN, roll (3 mm dia. x 20 mm long)
5	3043 830 R1	PINION, oil pump drive
6	103 905	KEY, Woodruff
7	3042 570 R92	BODY, cpte., oil pump drive (comprising
		1 BODY \$
		1 CASE \$
		1 GASKET 706 628 R1
		2 PIN 932 205 R1
		1 PLUG 103 883
		1 SHAFT \$)
8	103 883	PLUG, pipe, 1/8"
9	\$	BODY, oil pump
10	3062 345 R91	SHAFT, oil pump drive (As req d)
11	\$	SHAFT, oil pump idler
12	3063 757 R1	GEAR, oil pump body
13	706 628 R1	GASKET, oil pump body
14	\$	CASE, oil pump gear
15	932 205 R1	PIN, roll (10 mm dia x 40 mm long) (2)
16	751 830 R2	VALVE, oil pressure regulating
17	751 829 R1	SPRING, oil pressure regulating valve
18	711 558 R1	GASKET, oil pump gear (As req d)

LUBRICATION SYSTEM BC 144/5595 up



11

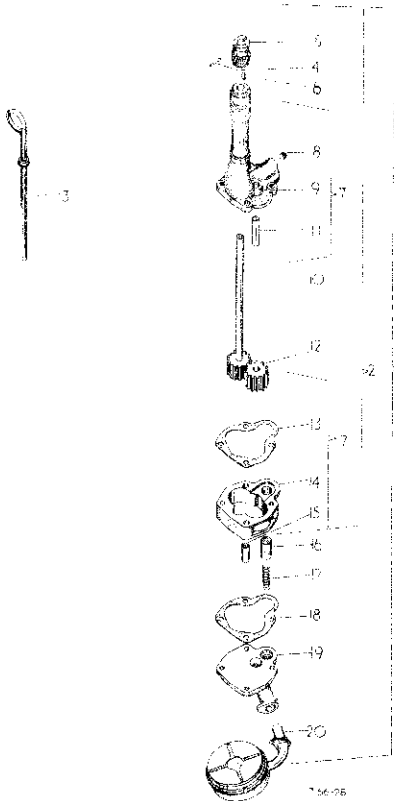


PETROL ENGINE

Ref. No.	Part No.	DESCRIPTION
LUBRICATION SYSTEM-BC-144/5595 up- contd.		
19	3064 061 R1	COVER
	179 826	BOLT, hex-hd., 5/16" x 2"
	179 828	BOLT, hex-hd., 5/16" x 2-1/2 (2)
	179 829	BOLT, hex-hd., 5/16" x 2-3/4
	102 834	NUT, hex., 5/16 (2)
	115 548	WASHER, lock, internal tooth type "A" 5/16 (4)
20	3064 061 R1	SCREEN, oil pump
	179 791	BOLT, hex-hd., 1/4" x 1/2" (2)
	103 319	WASHER, lock, 1/4" (2)

‡ Not supplied separately.

LUBRICATION SYSTEM up to BC-144/5594



PETROL ENGINE

Ref. No.	Part No.	DESCRIPTION
LUBRICATION SYSTEM up to BC-144/5594 -contd.		
1	3043 827 R93	PUMP, assy., oil (comprising)
		1 BODY 3043 828 R93
		1 BOLT 179 826
		2 BOLT 179 828
		1 BOLT 179 829
		1 COVER 751 828 R1
		- GASKET 711 558 R1
		2 NUT 102 834
		1 PIN 108 835
		1 SCREEN 56 108 D
		1 SPRING 751 829 R1
		1 VALVE 751 830 R2
		6 WASHER 115 548)
	179 840	BOLT, hex-hd., 3/8" x 1-1/8"
	115 549	WASHER, lock, tooth, 3/8"
2	3045 828 R93	BODY, assy., oil pump (comprising)
		1 BODY 3042 570 R92
		1 GEAR 3063 757 R1
		1 KEY 103 905
		1 PINION 3043 830 R1
		1 PIN 922 205 R1
		- SHAFT 3062 345 R91)
3	706 877 R91	GAUGE, opte., oil level
4	932 204 R1	PIN, roll (3mm. dia. x 20 mm long)
5	3045 830 R1	PINION, oil pump drive
6	103 905	KEY, Woodruff
7	3045 570 R92	BODY, opte., oil pump drive BC-144/4766 up
7	751 851 R92	BODY, opte., oil pump up to BC-144/4765 (each comprising)
		1 BODY ‡
		1 CASE ‡
		1 GASKET 706 628 R1
		2 PIN 922 205 R1
		1 PLUG 103 933
		1 SHAFT ‡)
8	103 883	PLUG, pipe, 1/8"
9	‡	BODY, oil pump
10	3062 345 R91	SHAFT, oil pump drive, service only BC-144/4766 up (As req'd)
10	712 095 R1	SHAFT, oil pump drive, service only up to BC-144/4785 (As req'd)
	751 656 R1	GEAR, oil pump body
	27 999 H	RETAINER, oil pump body
11	‡	SHAFT, oil pump idler
12	3063 757 R1	GEAR, oil pump body BC-144/4766 up
12	751 657 R1	GEAR, oil pump body up to BC-144/4765
13	706 628 R1	GASKET, oil pump body
14	‡	CASE, oil pump gear
15	932 205 R1	PIN, roll (20-mm dia. x 40 mm long) (2)
16	751 830 R2	VALVE, regulating, oil pressure



PETROL ENGINE

Ref. No.	Part No.	DESCRIPTION
LUBRICATION SYSTEM-up to BC-144/5594 - contd.		
17	751 829 R1	SPRING, oil pressure regulating valve
18	711 558 R1	GASKET, oil pump gear (As req d)
19	751 828 R1	COVER, oil pump
	179 826	BOLT, hex-hd., 5/16" x 2"
	179 828	BOLT, hex-hd., 5/16" x 2-1/2" (2)
	179 829	BOLT, hex-hd., 5/16" x 2-3/4"
	102 634	NUT, hex., 5/16" (2)
	115 548	WASHER, lock tooth, type A, 5/16" (4)
20	56 108 D	SCREEN, oil pump
	108 635	PIN, cotter, 1/8" x 1-1/8"

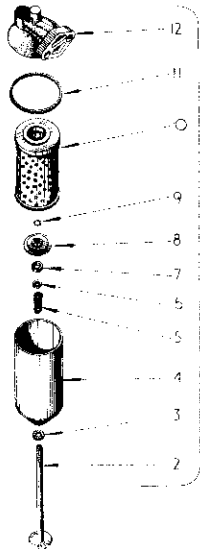
§ Not supplied separately.



PETROL ENGINE

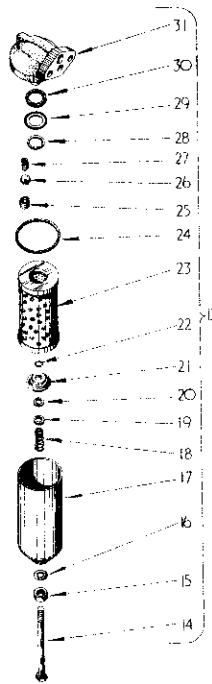
Ref. No.	Part No.	DESCRIPTION
LUBRICATING OIL FILTER- contd.		

LUBRICATING OIL FILTER

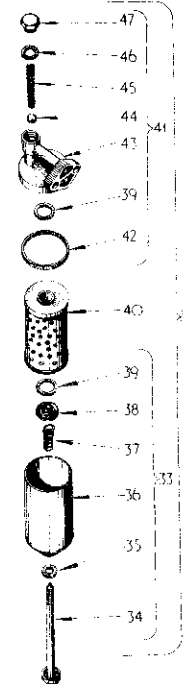


145-13A

1	3042 420 R92	FILTER, oil assy., Tecalemit, optional w/705 612 R91 and 708 548 R91
		(comprising
	1 BOLT	3069 976 R91
	1 CIRCLIP	3065 965 R1
	1 CONTAINER	3043 289 R1
	1 HEAD	3069 975 R91
	1 PACKAGE	3043 283 R92
	2 PLATE	3043 315 R1
	1 PLATE	3043 293 R91
	1 RING	3042 423 R1
	1 SPRING	3043 291 R1
	1 WASHER	3042 425 R1
	1 WASHER	3043 292 R1
	1 WASHER	3042 428 R1)
	179 841	BOLT, hex-hd., 3/8" x 1-1/4" (2)
	103 821	WASHER, lock, 3/8" (2)



2	3043 290 R1	BOLT, centre
3	3042 425 R1	WASHER, centre bolt sealing
4	3043 289 R1	CONTAINER
5	3043 291 R1	SPRING, pressure plate
6	3043 292 R1	WASHER, pressure plate spring
7	3042 428 R1	WASHER, felt
8	3043 293 R91	PLATE, assy., pressure
9	3065 965 R1	CIRCLIP, centre bolt (used w/grooved centre bolt)
9	3042 430 R1	CIRCLIP, centre bolt
10	3043 283 R92	PACKAGE, w/PLATE 3043 315 R1, RING 3042 423 R1 and RING 707 859 R1 optional with PACKAGE 3042 419 R93 element service
	3043 315 R1	PLATE, adaptor (2)





PETROL ENGINE

Ref. No.	Part No.	DESCRIPTION
----------	----------	-------------

LUBRICATING OIL FILTER- contd.

11	3042 423 R1	RING, sealing
12	3069 975 R91	HEAD, assy., filter
13	708 548 R91	FILTER, optional w/705 612 R91 and 3042 420 R92 assy., oil Purolator (comprising
		1 BALL 707 870 R1
		1 BOLT 707 872 R1
		1 CIRCLIP 707 869 R1
		1 CIRCLIP 707 874 R1
		1 COLLAR 707 862 R1
		1 GASKET 707 861 R1
		1 GUIDE 707 868 R1
		1 GUIDE 707 871 R1
		1 HEAD 707 873 R1
		1 "O" RING 707 863 R1
		1 PACKAGE 3066 852 R91
		1 PACKAGE 3042 419 R92
		1 SEAL 703 795 R1
		1 SEAL 707 859 R1
		1 SEAT 707 864 R1
		1 SPRING 707 865 R1
		1 SPRING 703 789 R1
		1 SUMP 707 866 R1
		1 WASHER 708 967 R1)
	179 841	BOLT, hex-hd., 3/8" x 1-1/4" (2)
	103 321	WASHER, lock, 3/8" (2)
14	707 872 R1	BOLT, centre
15	707 862 R1	COLLAR, centre bolt
16	707 863 R1	"O" RING
17	707 866 R1	SUMP
18	703 789 R1	SPRING
19	708 967 R1	WASHER
20	703 795 R1	SEAL, centre spindle
21	707 871 R1	GUIDE, element, bottom
22	707 869 R1	CIRCLIP
23	3042 419 R92	PACKAGE, w/ELEMENT 3067 552 R1 and SEAL 3067 728 R91 optional w/3066 852 R91 element service
24	707 859 R1	SEAL, head
25	707 864 R1	SEAT, for relief valve
26	707 870 R1	BALL, relief valve



PETROL ENGINE

Ref. No.	Part No.	DESCRIPTION
----------	----------	-------------

LUBRICATING OIL FILTER - contd.

27	707 865 R1	SPRING, for relief valve
28	707 874 R1	CIRCLIP
29	707 868 R1	GUIDE, element
30	707 861 R1	GASKET
31	707 873 R1	HEAD, filter
32	705 612 R91	FILTER, optional w/708 548 R91 and 3042 420 R92 oil assy., AC Delco (comprising
		1 BOLT 705 732 R1
		1 COVER 705 738 R91
		1 PACKAGE 705 747 R91
		1 PACKAGE 3042 419 R92
		1 PACKAGE 3066 852 R91
		1 RETAINER 705 734 R1
		1 SHELL 705 731 R91)
	179 841	BOLT, hex-hd., 3/8" x 1-1/4" (2)
	103 321	WASHER, lock, 3/8" (2)
33	705 731 R91	SHELL, assy. comprising :-
34	705 732 R1	BOLT, centre
35	705 733 R1	WASHER, bolt
36	705 736 R1	SHELL
37	705 737 R1	SPRING, element retainer
38	705 734 R1	RETAINER, lower seal
39	705 735 R1	SEAL, element (2)
40	705 747 R91	PACKAGE, optional w/3066 852 R91 and 3043 283 R92, element service
41	705 738 R91	COVER, assy. comprising :-
42	705 744 R1	GASKET, cover
43	705 742 R1	COVER
44	705 743 R1	BALL, valve, engine relief
45	705 741 R1	SPRING, valve, engine relief
46	705 740 R1	GASKET, valve plug
47	705 739 R1	PLUG, valve
	706 592 R1	GASKET, Lubricating oil filter base



PETROL ENGINE

Ref. No.	Part No.	DESCRIPTION
----------	----------	-------------

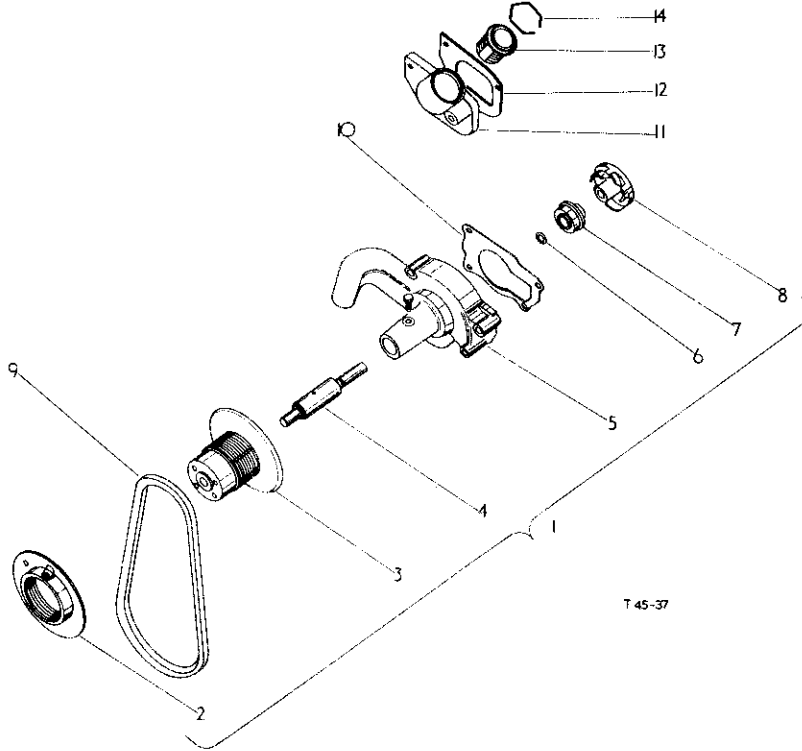


PETROL ENGINE

Ref. No.	Part No.	DESCRIPTION
----------	----------	-------------

THERMOSTAT AND WATER PUMP up to BC-144/6028

THERMOSTAT AND WATER PUMP up to BC-144/6028 - contd.



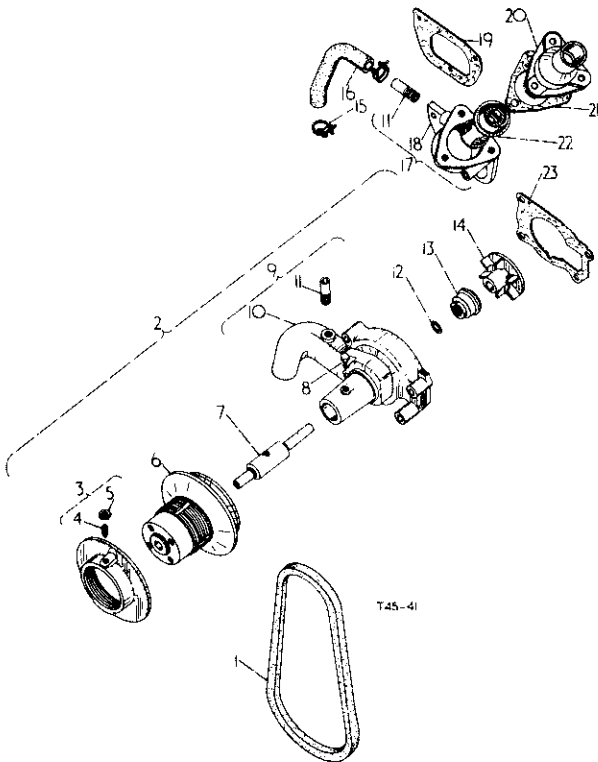
1		PUMP, cpte, water (**) comprising :-	8	709 909 R2	IMPELLOR, water pump
				102 635	NUT, hex., 3/8" (4)
				103 321	WASHER, lock, 3/8" (4)
2	703 825 R11	FLANGE, w/SCREW 102 831 and NUT 114 502 cpte., water pump pulley	9	709 502 R1	BELT, fan
	102 831	SCREW, set, hdis-dog-pt, 5/16" 7/8"	10	703 816 R1	GASKET, water pump
	114 502	NUT, lock, hex., 5/16"	11	703 814 R1	HOUSING, thermostat
3	704 222 R1	HUB, water pump pulley		179 815	BOLT, hex-hd., 5/16" x 1" (2)
4	704 217 R91	BEARING, water pump spindle)		179 828	BOLT, hex-hd., 5/16" x 2-1/2"
		(Fischer))		103 320	WASHER, lock, 5/16" (3)
4	3042 304 R91	BEARING, water pump spindle)	12	703 815 R1	GASKET, thermostat housing
		(S. K. F.))	13	3042 303 R91	THERMOSTAT (170 ^o F - 199 ^o F)
4	3042 576 R91	BEARING, water pump spindle)	14	3040 778 R1	RING, thermostat retainer
		(R & M))			
		optional			
5	704 216 R2	BODY, water pump (*)			(*) On orders for BODY 704 216 R2
	704 218 R1	BOLT, retaining, water pump bearing			order 704 216 R3 w/PLUG
	103 319	WASHER, lock, 1/4"			103 881
6	704 219 R2	FLINGER, water pump spindle leak water			(**) On orders for 703 820 R92 order
					PACKAGE 3065 132 R91
7	703 822 R31	SEAL, water pump			



PETROL ENGINE

Ref. No.	Part No.	DESCRIPTION
----------	----------	-------------

WATER PUMP AND THERMOSTAT HOUSING BC-144/6029 up



1	709 502 R1	BELT, fan
1	3060 464 R1	BELT, fan, (service only) (As req'd)
2	703 820 R93	PUMP, cpte., water comprising :-
3	703 825 R11	FLANGE, w/SCREW 102 831 and NUT 114 502 cpte., water pump spindle
4	102 831	SCREW, set, dog-pt., hdls., 5/16" x 7/8"
5	114 502	NUT, lock, 5/16"
6	704 222 R1	HUB, water pump pulley
7	704 217 R91	BEARING, water pump spindle)
7	3042 304 R91	BEARING, water pump spindle)
7	3042 676 R91	BEARING, water pump spindle) optional
8	704 218 R1	BOLT, water pump bearing retaining
	103 319	WASHER, lock, 1/4"
9	704 216 R31	BOLT, w/BODY 704 216 R3 and TUBE 3065 123 R1 assy., water pump



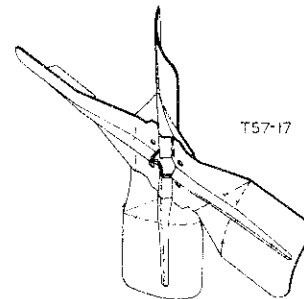
PETROL ENGINE

Ref. No.	Part No.	DESCRIPTION
----------	----------	-------------

WATER PUMP AND THERMOSTAT HOUSING BC-144/6029 up- contd.

10	704 216 R3	BODY, water pump
11	3065 123 R1	TUBE, thermostat by-pass connection, (2)
12	352 221 R1	"O" RING, 9/16" x 3/4" x 3/32"
13	703 822 R91	SEAL, water pump
14	709 909 R2	IMPELLOR, water pump
	102 635	NUT, hex., 3/8" (2)
	103 321	WASHER, lock, 3/8" (3)
15	3065 128 R91	CLIP, by-pass hose, thermostat (2)
16	3065 127 R1	HOSE, thermostat by-pass
17	3065 124 R11	HOUSING, w/TUBE 3065 123 R1 and HOUSING 3065 124 R1 cpte., thermostat
	179 816	BOLT, hex-hd., 5/16" x 3/4"
	179 818	BOLT, hex-hd., 5/16" x 1"
	179 826	BOLT, hex-hd., 5/16" x 2-1/2"
	103 320	WASHER, lock, 5/16"
18	3065 124 R1	HOUSING, thermostat
19	703 815 R1	GASKET, thermostat housing
20	3065 126 R1	COVER, thermostat housing
	179 817	BOLT, hex-hd., 3/16" x 7/8" (3)
	103 320	WASHER, lock, 5/16" (3)
21	3065 125 R1	GASKET, thermostat housing cover
22	3042 503 R91	THERMOSTAT (170° F - 199° F)
23	703 816 R1	GASKET, water pump
	3065 132 R91	PACKAGE, service, water pump (As req'd)

FAN BLADE



1	708 749 R91	FAN, assy., blade
	179 816	BOLT, hex-hd., 5/16" x 3/4" (4)
	103 320	WASHER, lock, 5/16" (4)



P E T R O L E N G I N E

Ref. No.	Part No.	DESCRIPTION
----------	----------	-------------

PACKAGES

3044	209 R92	PACKAGE, valve grinding (Petrol) (As req'd) comprising :-
3045	854 R1	GASKET, cyl-hd.
3044	210 R1	GASKET, intake and exhaust manifold (2)
703	890 R1	GASKET, valve housing
703	815 R1	GASKET, thermostat housing
3044	241 R92	PACKAGE, gasket (Petrol) (As req'd) comprising :-
703	816 R1	GASKET, water pump
703	815 R1	GASKET, thermostat housing
708	903 R91	OIL SEAL, crankshaft rear
708	907 R1	GASKET, crankshaft rear oil seal retainer
703	840 R1	GASKET, crankcase pan
3	406 H	GASKET, crankcase drain plug)
3043	044 R1	GASKET, crankcase drain plug) optional
709	909 R1	GASKET, crankcase front plate
708	286 R1	GASKET, crankcase front cover
703	851 R1	GASKET, hydraulic pump opening cover
3045	854 R1	GASKET, cyl-hd.
703	896 R1	GASKET, valve cover
709	592 R1	GASKET, lubrication oil filter base
3044	210 R1	GASKET, intake and exhaust manifold (2)
3014	211 R1	GASKET, governor housing cover
3044	212 R1	GASKET, governor housing
3044	570 R1	GASKET, fuel pump
3044	199 R1	GASKET, carburettor



P E T R O L E N G I N E

Ref. No.	Part No.	DESCRIPTION
----------	----------	-------------

BT-2C PARTS CATALOGUE

**McCORMICK
INTERNATIONAL**

**B-414
TRACTOR**

**DIESEL AND PETROL
MODELS**

The black tabs shown on the right side of this page line up with the corresponding tabs in the catalogue.

This catalogue supersedes BT-2B which should be destroyed.

**INTERNATIONAL HARVESTER COMPANY
OF GREAT BRITAIN LIMITED**

259 CITY ROAD, LONDON, E.C.1

GROUP
INDEX

DIESEL
ENGINE

1

PETROL
ENGINE

2

ELECTRICAL
SYSTEM

3

CHASSIS

4

HYDRAULIC
ATTACHMENT

5

ATTACHMENT

6



E L E C T R I C A L

I N D E X T O U N I T S

CARRIER, battery	(Diesel)	12
			(Petrol)	9
CLIPS, cable	(Industrial Fenders)	18
	(Starting and Regular Fenders)	17
GENERATOR, (12 V)	up to B-414/13736	6
			B-414/13737 up	7
HORN	9
INSTRUMENTS	(Diesel)	13
			(Petrol)	11
LAMPS, head	up to B-414/25082	27
			B-414/25083 up	26
LAMPS, plough	up to B-414/24866	25
			B-414/24866 up	24
Side	15-17
Rear	15-17
Industrial	28
LIGHTING, attachments						
Head and Plough						
Industrial Fenders	29
Regular Fenders	23
Road Traffic Regulation	19
Industrial	21
MOTOR, starter	(Diesel)	10
			(Petrol)	8
MOUNTING	6
Ploughlamp	14
MISCELLANEOUS	15
PLATE, registration	9
PANEL, instrument	(Diesel)	13
			(Petrol)	11
REGULATOR, voltage	13
STARTING, electrical	(Diesel)	4
			(Petrol)	2





ELECTRICAL



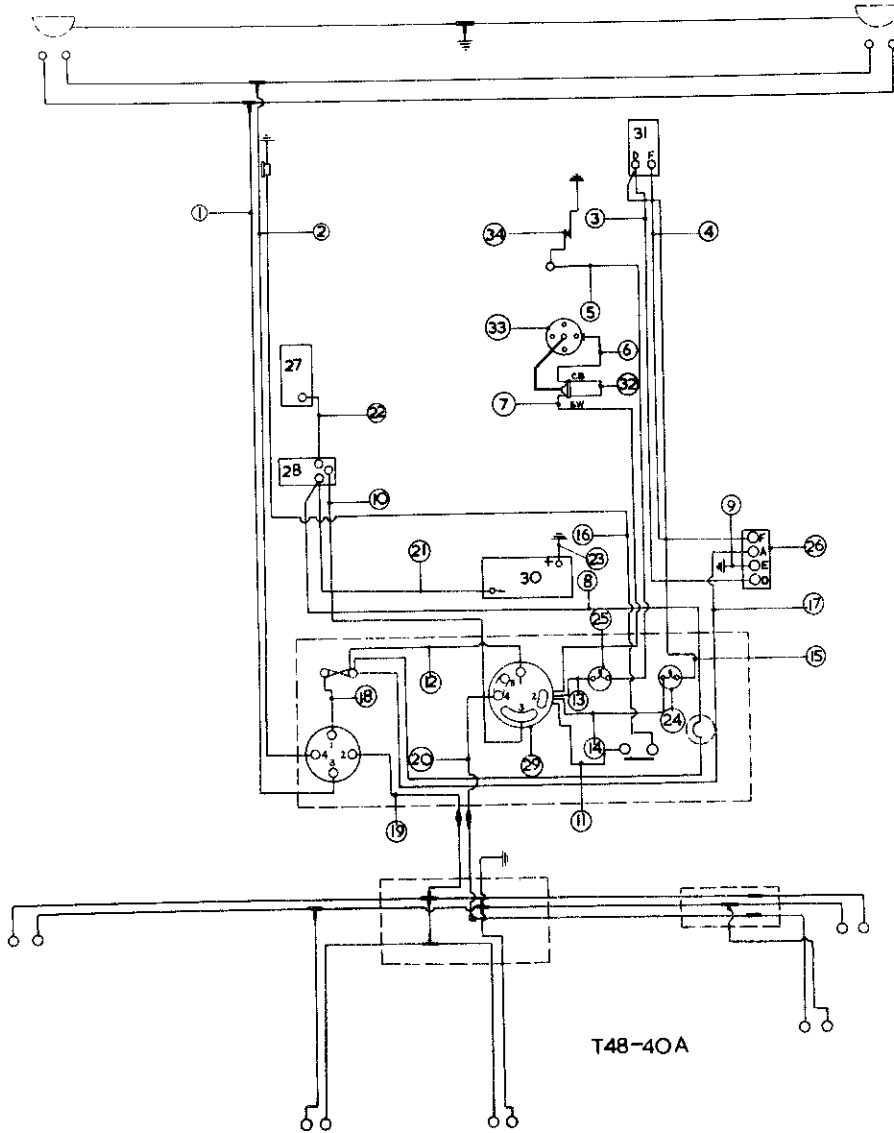
ELECTRICAL

Ref. No.	Part No.	DESCRIPTION
----------	----------	-------------

Ref. No.	Part No.	DESCRIPTION
----------	----------	-------------

ELECTRICAL STARTING (PETROL)

ELECTRICAL STARTING (PETROL)- contd.



3068 982 R91	HARNESS, main cable (Serial No. B-414/5886 up)	4
3044 088 R93	HARNESS, main cable (up to Serial No. 5885) comprising :-	5
1	CABLE, light S/W term. 3 to main filament (Blue/White)	6
2	CABLE, light S/W term. 4 to dip filament (Blue/Yellow)	7
3	CABLE, regulator term. "D" to dynamo term "D" (Yellow)	8

4	CABLE, regulator term "F" to dynamo term "F" (Yellow/Green)	9
5	CABLE, oil pressure switch to oil pressure warning light (Green/Yellow)	
6	CABLE, CB term. on coil to distributor body (White/Black)	
7	CABLE, ignition S/W term "2" to coil term S.W. (Brown/Green)	
8	CABLE, fuse (via Ammeter when fitted) to solenoid (Brown)	
9	CABLE, regulator term "E" to earth stud (Black)	



ELECTRICAL

Ref. No.	Part No.	DESCRIPTION
ELECTRICAL STARTING (PETROL)- contd.		
10		CABLE, starter solenoid switch to ignition S/W term 3 (Brown/Red Sleeve)
11		CABLE, horn push to ignition S/W term 3 (Brown/Black)
12		CABLE, ignition S/W term 1 to fuse (Brown/White)
13		CABLE, ignition S/W term 2 to oil pressure warning light (White/Green)
14		CABLE, ignition S/W term 2 to ignition warning light (White/Green)
15		CABLE, ignition warning light to dynamo term 'D' (Yellow)
16		CABLE, horn push to horn (Brown/Black)
17		CABLE, fuse to regulator term 'A' (Brown/White)
18		CABLE, fuse to lighting switch term 1 (White)
19		CABLE, lighting S/W term 2 to side and reg. light power point (Red)
20		CABLE, ignition S/W term 4 to plough light (Red/White)
21	3044 089 R91	CABLE, battery to solenoid (Black)
	706 610 R1	BOOT, cable insulating
22	3047 632 R91	CABLE, solenoid to starter (Black)
23	3044 090 R92	CABLE, battery to earth
24		LIGHT, ignition warning, cpte. (*)
25		LIGHT, warning, oil pressure, cpte. (*)
26	708 969 R92	REGULATOR, (12 V) (*)
27	3015 322 R91	STARTER MOTOR, (12 V) (see detail list)
28	704 668 R93	SWITCH, (12 V) solenoid, starter motor (*)
29	3045 281 R91	SWITCH, ignition and starter, cpte. (*)
30		BATTERY, (12 V)
31	700 725 R92	GENERATOR, (12 V) cpte. (see detail list)
32		COIL, ignition (see ignition system)
	706 595 R1	NUT, lock, brass) for
	706 594 R1	SCREW, rd-hd-brass, 5 BA x 1/1") connecting
	706 596 R1	WASHER, brass, 5 BA) fuse leads.

(*) See Instrument Panel, Instruments and Battery Carrier.



ELECTRICAL

Ref. No.	Part No.	DESCRIPTION
----------	----------	-------------



ELECTRICAL



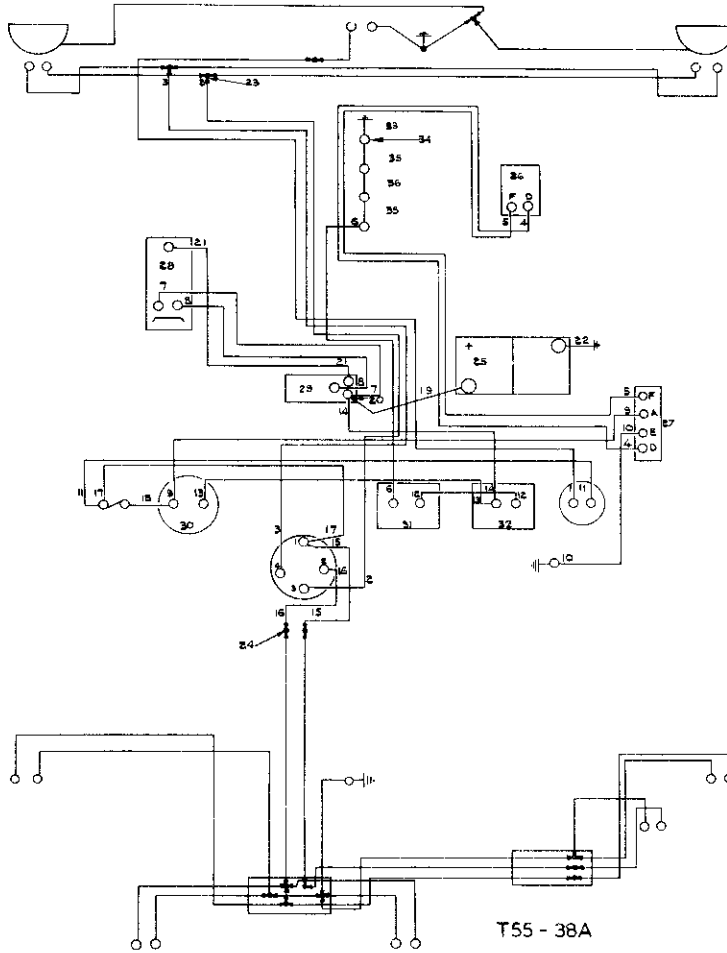
ELECTRICAL

Ref. No.	Part No.	DESCRIPTION
----------	----------	-------------

Ref. No.	Part No.	DESCRIPTION
----------	----------	-------------

ELECTRICAL STARTING (DIESEL)

ELECTRICAL STARTING (DIESEL)- contd.



	3063 981 R91	HARNESS, main cable B-414/43960 up	7
	3043 900 R92	HARNESS, main cable up to B-414/43959 comprising :-	
1		CABLE, horn push to horn (Brown/Black)	8
2		CABLE, light S/W term 3 to headlamp main filament (Blue/White)	9
3		CABLE, light S/W term 4 to headlamp dip filament (Blue/Yellow)	10
4		CABLE, regulator term D to generator term D (Yellow)	11
5		CABLE, regulator term F to generator term F (Yellow/Green)	12
6		CABLE, glow plug indicator to No. 4 glow plug (Brown/Green Sleeve)	13

		CABLE, starter solenoid to manual starter S/W (Red/Green Sleeve)	
		CABLE, starter solenoid coil term to manual starter S/W (Red/Black)	
		CABLE, regulator term A to ammeter term (Brown/White)	
		CABLE, regulator term E to earth stud (Black)	
		CABLE, fuse to horn push term (Brown/Black)	
		CABLE, glow plug switch to glow plug indicator (Brown/Yellow Sleeve)	
		CABLE, glow plug switch to ammeter term (Brown/Green)	



ELECTRICAL

Ref. No.	Part No.	DESCRIPTION
ELECTRICAL STARTING (DIESEL)- contd.		
14		CABLE, starter solenoid to glow plug switch (Brown/Red Sleeve)
15		CABLE, light S/W term 1 to plough light (Red/White)
16		CABLE, light S/W term 2 to side and rear light (Red)
18		CABLE, ammeter to fuse (Brown/Blue)
19	3043 902 R91	CABLE, battery to solenoid (Black)
20	706 610 R1	BOOT, cable insulating
21	3043 904 R91	CABLE, solenoid to starter (Black)
22	702 399 R92	CABLE, battery to earth (Copper)
23	705 896 R1	CONNECTOR, 2 way (2)
24	705 897 R1	CONNECTOR, 1 way (3)
25		BATTERY, (12 V)
26	700 725 R92	GENERATOR, (12 V) cpte. (see detail list)
27	708 969 R92	REGULATOR, (12 V) cpte.
28	704 447 R94	STARTER MOTOR, (12 V) (see detail list)
29	704 668 R93	SWITCH, (12 V) solenoid, starter motor
30	708 109 R93	AMMETER, cpte.
31	703 557 R91	RESISTOR, indicator)
31	706 685 R92	RESISTOR, indicator) optional
32	709 468 R91	SWITCH, glow plug, service, assy.
33	703 897 R1	WIRE, connecting, glow plug 1 to ground
34	710 348 R1	PLUG, glow (4)
	710 474 R1	INSULATOR, glow plug (4)
35	703 898 R1	WIRE, connecting, glow plug 1 and 2 and 3 to 4 (2)
36	703 899 R1	WIRE, connection, glow plug 2 to 3 CLIPS, cable (see detail list)
	3061 346 R91	CABLE, earth, starter to crankcase
	3043 901 R91	CABLE, battery to battery
	3047 624 R1	NUT, terminal (for service only on 710 348 R91) (As req'd)

(*) See Instrument Panel,
Instruments and Battery Carrier.



ELECTRICAL

Ref. No.	Part No.	DESCRIPTION
ELECTRICAL STARTING (DIESEL)- contd.		
14		CABLE, starter solenoid to glow plug switch (Brown/Red Sleeve)
15		CABLE, light S/W term 1 to plough light (Red/White)
16		CABLE, light S/W term 2 to side and rear light (Red)
18		CABLE, ammeter to fuse (Brown/Blue)
19	3043 902 R91	CABLE, battery to solenoid (Black)
20	706 610 R1	BOOT, cable insulating
21	3043 904 R91	CABLE, solenoid to starter (Black)
22	702 399 R92	CABLE, battery to earth (Copper)
23	705 896 R1	CONNECTOR, 2 way (2)
24	705 897 R1	CONNECTOR, 1 way (3)
25		BATTERY, (12 V)
26	700 725 R92	GENERATOR, (12 V) cpte. (see detail list)
27	708 969 R92	REGULATOR, (12 V) cpte.
28	704 447 R94	STARTER MOTOR, (12 V) (see detail list)
29	704 668 R93	SWITCH, (12 V) solenoid, starter motor
30	708 109 R93	AMMETER, cpte.
31	703 557 R91	RESISTOR, indicator)
31	706 685 R92	RESISTOR, indicator) optional
32	709 468 R91	SWITCH, glow plug, service, assy.
33	703 897 R1	WIRE, connecting, glow plug 1 to ground
34	710 348 R1	PLUG, glow (4)
	710 474 R1	INSULATOR, glow plug (4)
35	703 898 R1	WIRE, connecting, glow plug 1 and 2 and 3 to 4 (2)
36	703 899 R1	WIRE, connection, glow plug 2 to 3 CLIPS, cable (see detail list)
	3061 346 R91	CABLE, earth, starter to crankcase
	3043 901 R91	CABLE, battery to battery
	3047 624 R1	NUT, terminal (for service only on 710 348 R91) (As req'd)

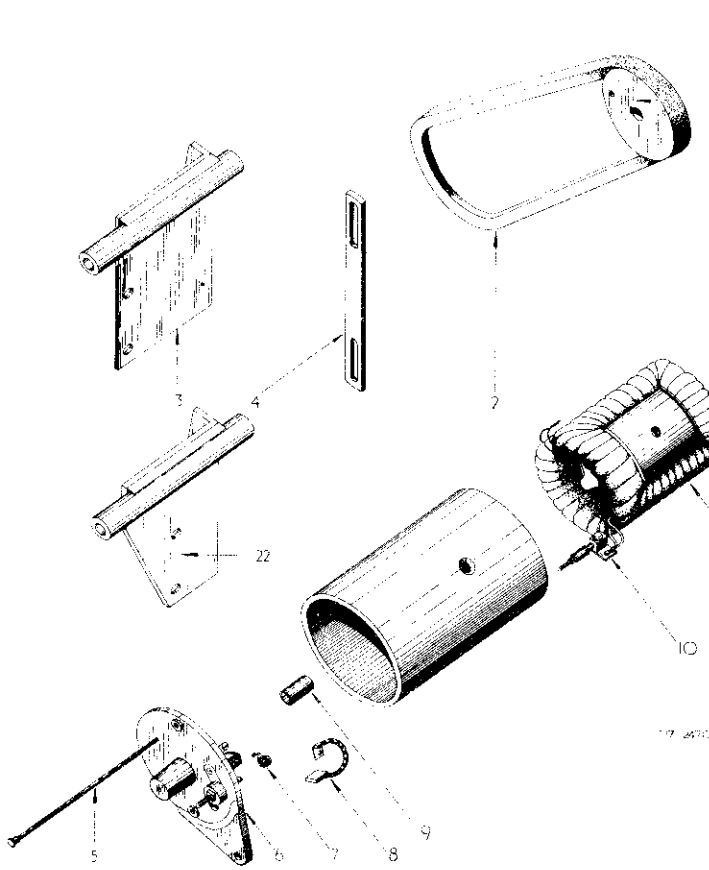
(*) See Instrument Panel,
Instruments and Battery Carrier.



ELECTRICAL

Ref. No.	Part No.	DESCRIPTION
----------	----------	-------------

GENERATOR AND MOUNTING



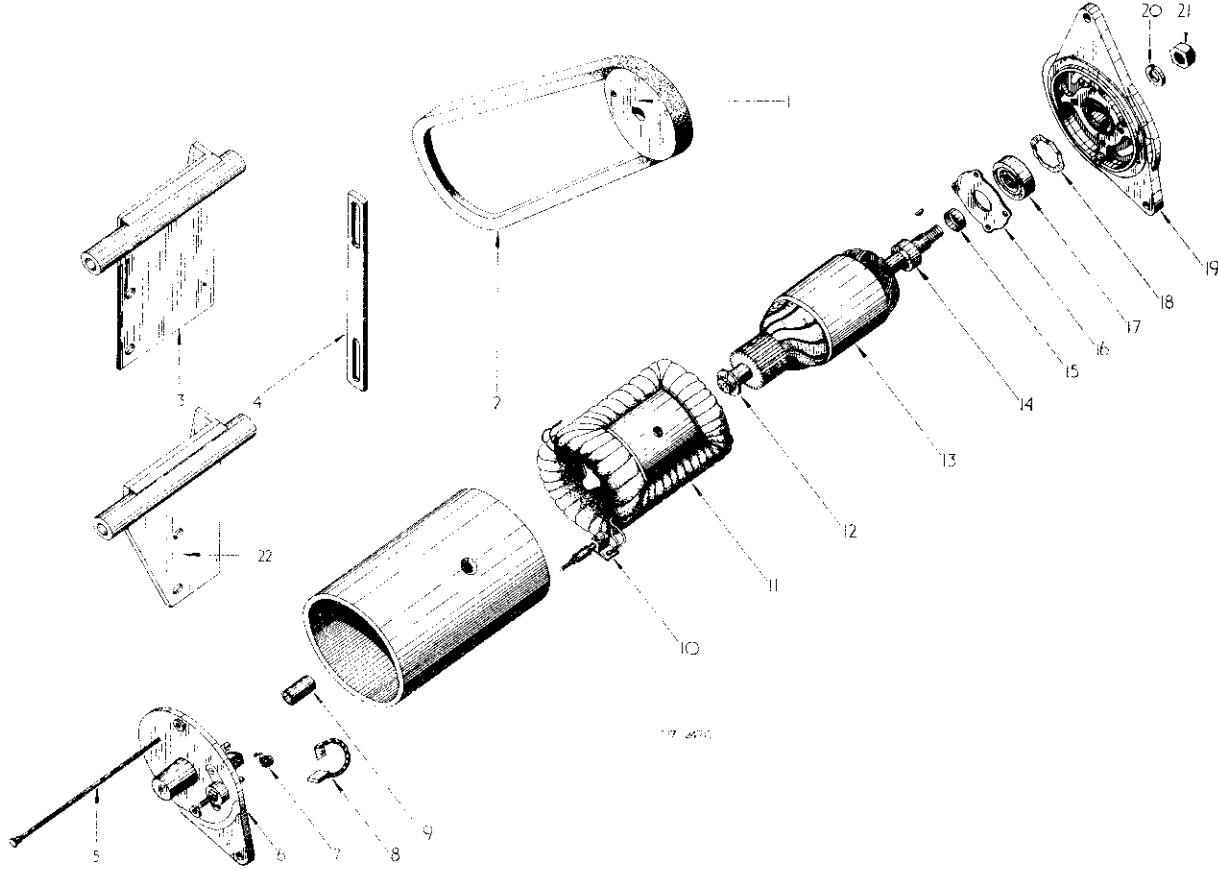
3049 871 R91	GENERATOR, cpte. (12 V) (see detail list) (see Note. A)	1	704 448 R1	PULLEY, generator
700 725 R92	GENERATOR, cpte. (12 V) (see Note. B) (comprising	2	704 449 R1	BELT, generator
	1 ARMATURE 702 002 R91		3063 506 R11	BRACKET, cpte., generator (Diesel)
	1 BEARING 700 458 R1		179 815	BOLT, hex-hd., 5/16" x 11/16" (2)
	2 BOLT 702 001 R1		103 320	WASHER, lock, 5/16" (3)
	1 BRACKET 700 473 R91	4	707 539 R1	BRACE, generator
	1 BRACKET 700 475 R91		179 815	BOLT, hex-hd., 5/16" x 11/16"
	1 BRUSH 700 463 R91		103 320	WASHER, lock, 5/16"
	1 BUSH 700 474 R1	Q	397	WASHER, plain, 11/32"x 3/4" x 16 ga.
	1 COIL 702 004 R91			
	1 COLLAR 706 483 R1	5	702 001 R1	BOLT, through fixing (2)
	1 COLLAR 3043 337 R1	6	700 473 R91	BRACKET, assy., commutator end
	1 DISC 700 472 R91	7	700 467 R91	SPRING, brush tension, set
	1 NUT 700 470 R1	8	700 463 R91	BRUSHES, set
	1 PLATE 706 477 R1	9	700 474 R1	BUSH, commutator end
	1 PLATE 706 476 R1		706 472 R91	DISC, assy., oil and retainer
	1 PLUG 706 475 R1		706 475 R1	PLUG, neoprene oil
	1 RETAINER 706 481 R1			
	1 SPRING 700 467 R91	10	705 695 R91	TERMINAL, assy.
	1 SUNDRY PARTS 3043 340 R91		706 471 R1	TUBE, insulating, terminal (1yd. length)
	1 TERMINAL 705 695 R91		706 475 R1	PLATE, location, terminal
	1 TUBE 706 471 R1			
	1 WASHER 706 480 R1	11	702 004 R91	COILS, field, set
	1 WASHER 706 478 R1			
	1 WASHER 706 479 R1)	12	706 483 R1	COLLAR, commutator end distance
17 823 R1	BOLT, hex-hd., 5/16" x 7"	13	702 002 R91	ARMATURE, assy.
103 634	NUT, hex., 5/16"	14	3043 337 R1	COLLAR, drive and bearing
103 320	WASHER, lock, 5/16"			



ELECTRICAL

Ref. No.	Part No.	DESCRIPTION
----------	----------	-------------

GENERATOR AND MOUNTING- contd.



1	704 448 R1	PULLEY, generator
2	704 449 R1	BELT, generator
3	3063 506 R11	BRACKET, cpte., generator (Diesel)
	179 815	BOLT, hex-hd., 5/16" x 11/16" (2)
	103 320	WASHER, lock, 5/16" (3)
4	707 539 R1	BRACE, generator
	179 815	BOLT, hex-hd., 5/16" x 11/16"
	103 320	WASHER, lock, 5/16"
Q	397	WASHER, plain, 11/32"x 3/4" x 16 ga.
5	702 001 R1	BOLT, through fixing (2)
6	700 473 R91	BRACKET, assy., commutator end
7	700 467 R91	SPRING, brush tension, set
8	700 463 R91	BRUSHES, set
9	700 474 R1	BUSH, commutator end
	706 472 R91	DISC, assy., oil and retainer
	706 475 R1	PLUG, neoprene oil
10	705 695 R91	TERMINAL, assy.
	706 471 R1	TUBE, insulating, terminal (1yd. length)
	706 475 R1	PLATE, location, terminal
11	702 004 R91	COILS, field, set
12	706 483 R1	COLLAR, commutator end distance
13	702 002 R91	ARMATURE, assy.
14	3043 337 R1	COLLAR, drive and bearing



ELECTRICAL

Ref. No.	Part No.	DESCRIPTION
GENERATOR AND MOUNTING- contd.		
15	706 478 R1	WASHER, oil retaining
16	706 477 R1	PLATE, bearing
18	706 480 R1	WASHER, bearing
19	700 475 R91	BRACKET, assy., drive end
	706 481 R1	RETAINER, bearing ring
20	706 479 R1	WASHER, shake-proof, 7/16"
21	700 470 R1	NUT, shaft
22	3063 505 R11	BRACKET, assy., generator (Petrol)
	3043 310 R91	SUNDRY PARTS SET

Note. A Serial number B-414/13737 and /2101 Petrol up

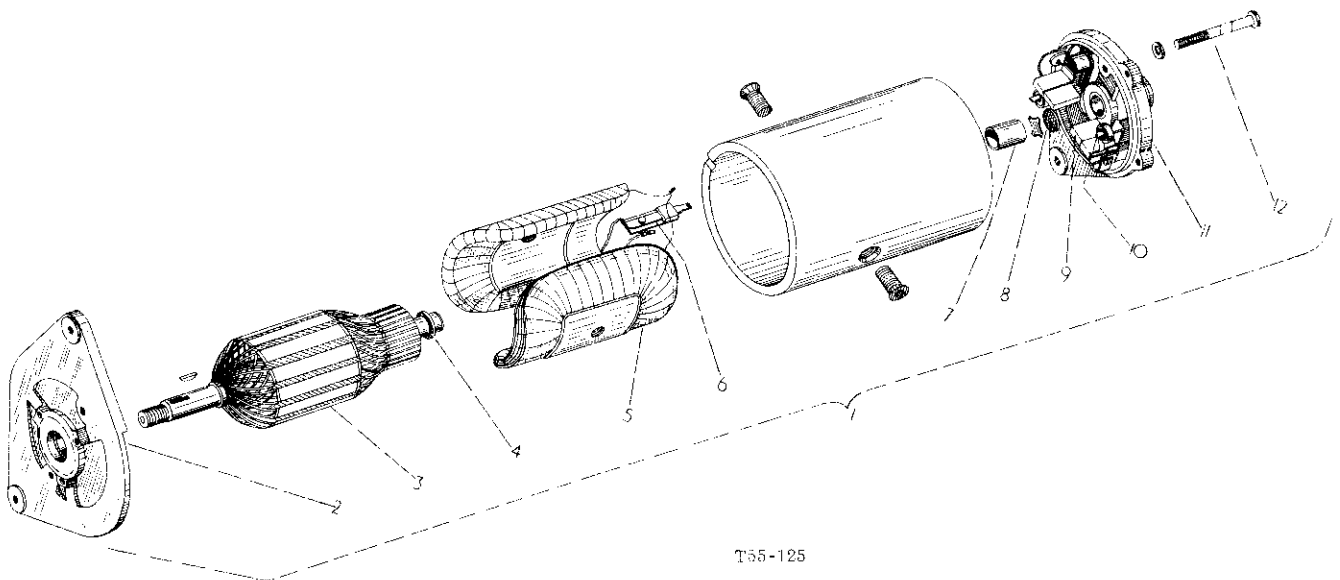
Note. B Serial number up to B-414/13736 and /2100 Petrol)



ELECTRICAL

Ref. No.	Part No.	DESCRIPTION
GENERATOR AND MOUNTING - contd.		

GENERATOR (12 V) B-414/13737 up



T55-125

1	3049 871 R91	GENERATOR, cpre. comprising :-
2	3064 137 R91	BRACKET, assy., drive end
	3043 333 R1	PLATE, bearing
	706 480 R1	WASHER
3	3064 138 R91	ARMATURE, assy.
4	706 483 R1	WASHER, thrust

5	3043 338 R91	COILS, field, set
6	3043 339 R91	TERMINALS, lucas, set
7	760 474 R1	BUSH, commutator end
8	3043 329 R91	OILER
9	3013 327 R91	BRUSH, set



ELECTRICAL

Ref. No.	Part No.	DESCRIPTION
GENERATOR (12 V) B-414/13737 up - contd.		
10	3043 330 R91	SPRING, brush tension set
11	3064 136 R91	BRACKET, assy., commutator end
12	702 001 R1	BOLT, through, 1/4" B.S.F.
	700 468 R1	BEARING, drive end
	3045 257 R1	COLLAR, drive end bearing
	3043 334 R1	NUT, shaft
	3043 335 R1	WASHER, shakeproof, 7/16"
	706 481 R1	RETAINER, bearing ring
	3043 340 R91	SUNDRY PARTS SET
	17 923 R1	BOLT, hex-hd., 5/16" x 7" (2)
	102 634	NUT, hex., 5/16" (2)
	103 320	WASHER, lock, 5/16" (2)

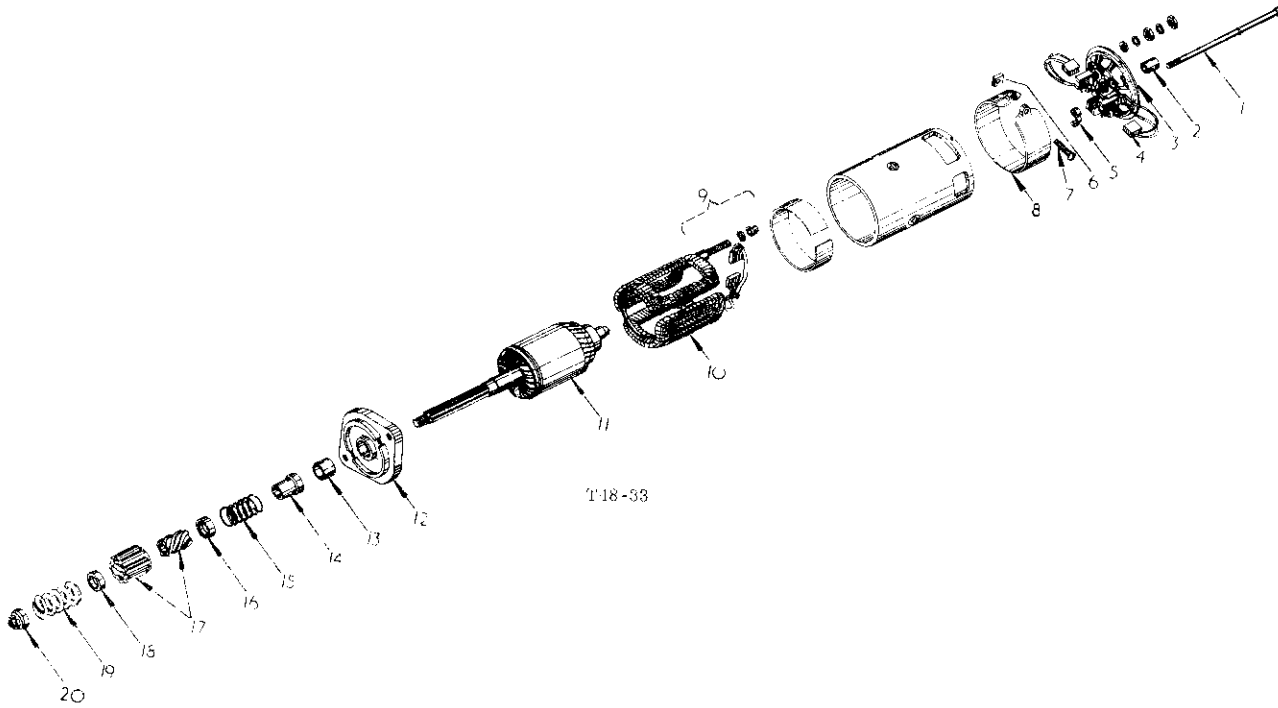


ELECTRICAL

Ref. No.	Part No.	DESCRIPTION
GENERATOR (12 V) B-414/13737 up - contd.		

STARTER MOTOR (Petrol)

STARTER MOTOR (Petrol) - contd.



	3045 322 R91	STARTER MOTOR (12 V) (Petrol Engine) comprising:-
1	3047 182 R1	BOLT, through, fixing (2)
2	702 006 R1	BUSH
3	3047 108 R91	BRACKET/FRAME, commutator end
4	700 452 R91	BRUSH, set

5	700 453 R91	SPRING, set, brush tension
6	705 832 R1	NUT, cover fixing
7	705 831 R1	SCREW, cover fixing
8	3047 106 R1	BAND, cover
9	3047 181 R1	TERMINAL, field



ELECTRICAL

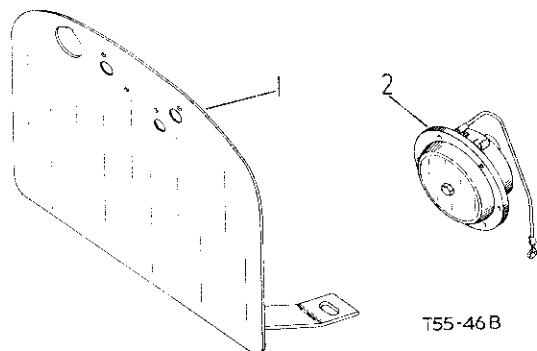
Ref. No.	Part No.	DESCRIPTION
STARTER MOTOR (Petrol)- contd.		
10	3047 116 R91	COILS, field set
13	3047 115 R91 3047 107 R1	ARMATURE CAP, shaft
12	3047 113 R1	BRACKET/FRAME, driving end
13	3047 114 R1	BUSH, bearing
14	3047 110 R1	GUIDE, spring retaining
15	700 457 R1	SPRING, pinion retaining
16	3047 111 R1	CUP, spring retaining
17	700 456 R91	PINION and SLEEVE
18	3047 112 R1	WASHER, buffer
19	700 455 R1	SPRING, main
20	3047 109 R1	NUT, shaft
	702 010 R91	SUNDRY PARTS SET
	179 840	BOLT, hex-hd., 3/8" x 1-1/8" (2)
	103 321	WASHER, lock, 3/8" (2)



ELECTRICAL

Ref. No.	Part No.	DESCRIPTION
BATTERY CARRIER (PETROL)		

REGISTRATION PLATE AND HORN



1	705 546 R31 179 839 103 321	PLATE, opte., registration number BOLT, hex-hd., 3/8" x 1" (2) (*) WASHER, lock, 3/8" (2) (*)
	179 843 103 321	BOLT, hex-hd., 3/8" x 1-1/2" (2) (**) WASHER, lock, 3/8" (2) (**)
2	700 876 R98 179 794 109 084 103 319	HORN, electric (12 V) BOLT, hex-hd., 1/4" x 11/16" (2) NUT, hex., 1/4" (2) WASHER, lock, 1/4" (2)

(*) Not required if Trans. Case Cover Rear 703 958 R21 is already fitted

(**) Not required if Hydraulic Lift Attach. is already fitted

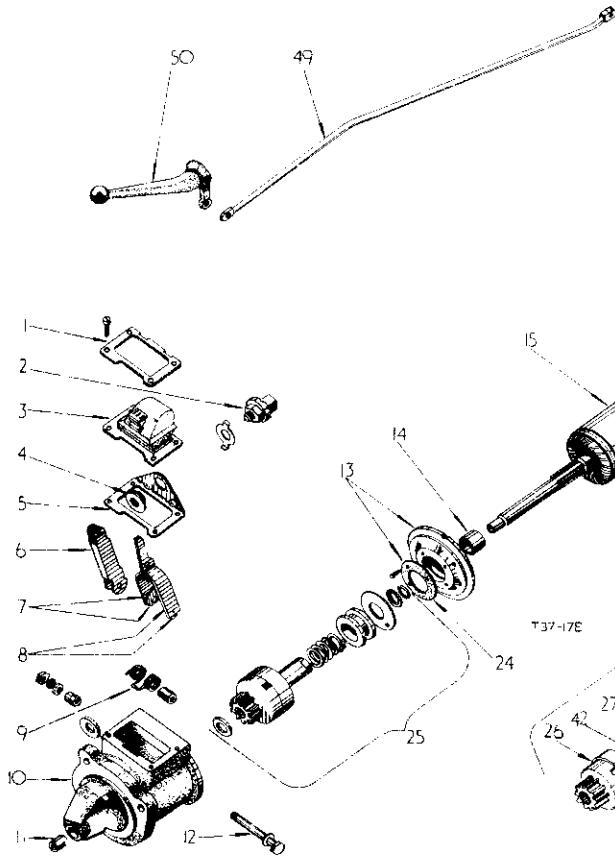
1	3044 070 R91 179 835 179 828 103 321 114 808	TRAY, w/NUT 3044 023 R1 assy., battery BOLT, 3/8" x 5/8" hex-hd., (2) BOLT, 3/8" x 7/8" hex-hd., (2) WASHER, 3/8" lock WASHER, 3/8" external tooth lock (2)
2	3044 084 R1 703 952 R2	BOLT, battery clamp (2) SPACER
3	3044 077 R91 120 376	CLAMP, opte., battery hold down NUT, 5/16" hex. (2)
4	3044 083 R1 103 123 103 340	COVER, battery NUT, 5/16" wing (2) WASHER, 11/32" x 11/16" x 16 ga. plain (2)



ELECTRICAL

Ref. No.	Part No.	DESCRIPTION
----------	----------	-------------

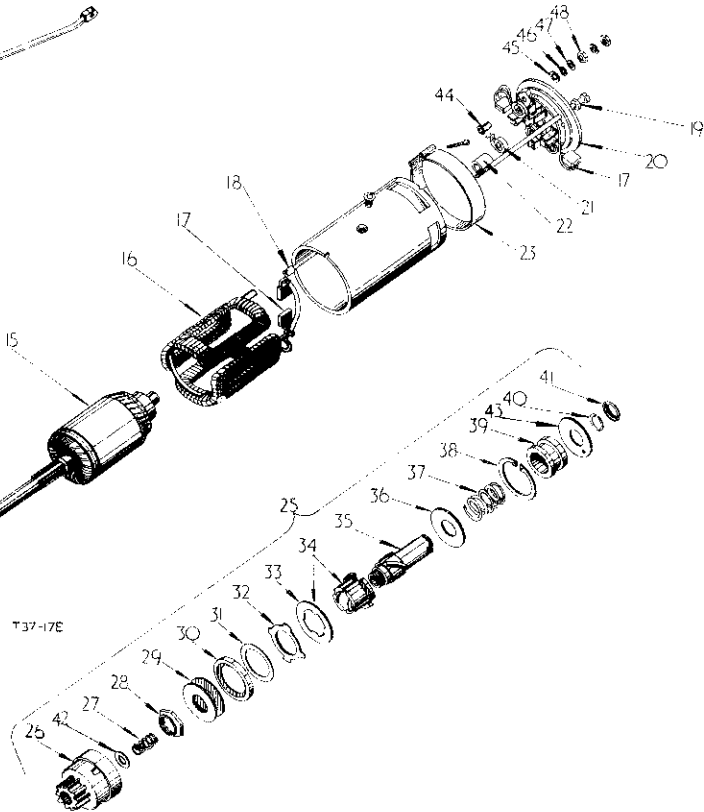
STARTER MOTOR (Diesel)



ELECTRICAL

Ref. No.	Part No.	DESCRIPTION
----------	----------	-------------

STARTER MOTOR (Diesel)- contd.



	704 447 R94	STARTER MOTOR (12 V) (Diesel Engines) comprising :-
1	3045 651 R1	PLATE, dust cover
2	705 383 R91 705 385 R1	SWITCH PLATE, switch locking
3	705 859 R1	COVER, dust, rubber
4	705 384 R1	NUT, switch fixing
5	3045 650 R1	BRACKET, switch fixing
6	3047 390 R91 705 836 R91	LEVER, top and stirrup LEVER, top and stirrup (*)
7	705 835 R92 3045 649 R1	LEVER, w/SHOES assy., operating drive COLLAR, lever distance (2)
8	706 715 R91	SHOES, set, operating drive (order 705 835 R92) (*)
9	705 838 R1	SPRING, lever return
10	3047 391 R91 705 850 R91	BRACKET, assy., drive end BRACKET, assy., drive end (*)

11	3047 392 R1 705 851 R1	BUSH, drive end bracket BUSH, drive end bracket (*)
12	3045 648 R1	BOLT, lever pivot
13	3047 393 R91 705 852 R91	BRACKET, brake assy. BRACKET, brake assy. (*)
14	3047 394 R1 705 853 R1	BUSH, brake bracket BUSH, brake bracket (*)
15	3047 395 R91 705 854 R91	ARMATURE ARMATURE (*)
16	705 855 R91	COIL, field assy.
17	705 833 R91	BRUSH, set
18	705 856 R1	TERMINAL, field
19	705 857 R1	BOLT, through (2)
20	705 834 R91	BRACKET, commutator end
21	3043 618 R91	SPRING, set, brush tension
22	702 006 R1	BUSH, bracket



ELECTRICAL

Ref. No.	Part No.	DESCRIPTION
STARTER MOTOR (Diesel)- contd.		
23	705 830 R91 3045 647 R1 705 832 R1	BAND, cover SCREW, fixing, cover band NUT, cover fixing screw
24	3045 655 R91	WASHER, w/four RIVETS cpte., brake
25	705 839 R91	DRIVE, assy., (order 3045 652 R91)
25	3045 652 R91	DRIVE, assy. comprising :-
26	705 844 R91 3045 663 R1	PINION and BARREL BUSH, pinion
27	3045 666 R1	SPRING, cushioning pinion
28	705 845 R1	NUT, pressure plate locking
29	3045 665 R1	PLATE, pressure
30	3045 664 R1	RING, clutch plate - rear
31	705 848 R91	SHIM, clutch adjusting (package)
32	705 846 R91	SET, clutch plates
33	3045 654 R1	PLATE, inner race support
34	3045 653 R91	SET, w/PLATE clutch inner race
35	705 841 R91	BUSH, and driving sleeve
36	3045 662 R1	PLATE, clutch retaining
37	705 840 R1	SPRING, tension (*) (order 3045 672 R91)
37	3045 660 R1	SPRING, tension operating bush
38	3045 661 R1	CIRCLIP, clutch retaining
39	3045 659 R1	BUSH, operating drive
40	705 842 R1	RING, retaining brake plate
41	705 843 R1	CUP, retaining ring
42	3047 647 R1	WASHER, thrust
43	3047 648 R1	PLATE, brake
44	3063 227 R1	SLEEVE
45	3063 231 R1	WASHER
46	3063 230 R1	WASHER
47	3063 229 R1	WASHER (2)
48	3063 228 R1	NUT (2)
	705 860 R91	SUNDRY PARTS SET (As req'd)
	3045 658 R1	TERMINAL, earth
	179 840	BOLT, hex-hd., 3/8" x 1-1/8" (2)
	102 635	NUT, hex., 3/8"
	103 321	WASHER, lock, 3/8" (3)
49	708 347 R1 Q 1 284 512 166 R1 107 763	ROD, manual starter, operating PIN, std., headed, 1/4" x 3/4" PIN, std. headed, 1/4" x 7/8" PIN, cotter, 1/8" x 5/8" (2)



ELECTRICAL

Ref. No.	Part No.	DESCRIPTION
STARTER MOTOR (Diesel)- contd.		
50	708 346 R1 11 002 VA 103 385	LEVER, manual starter, operating WASHER, plain, 17/32" x 7/8" x 16 ga. PIN, cotter, 1/8" x 1"
	3045 672 R91	PACKAGE, w/BUSH 3045 659 R1 and SPRING 3045 660 R1, service (As req'd)
<p>(*) Used with Starter 704 447 R91/92 Lucas 26 132-A and E</p>		
INSTRUMENT PANEL, INSTRUMENTS (Petrol)		
1	704 668 R94 103 089 113 809 106 498	SWITCH, solenoid starter motor (12 V) NUT, mach., screw, hex-hd., No. 12(2) SCREW, mach., rd-hd., No. 12 x 9/16" (2) WASHER, lock, No. 12 (2)
2	708 969 R92	REGULATOR, (12 V) (comprising
		1 BRACKET 3043 624 R1 1 SCREW 3043 625 R1 1 WASHER 705 827 R1)
	120 375	NUT, hex., 1/4" (2)
	133 049	SCREW, mach., sstd-rd-hd., 1/4" x 1" (2)
	120 380	WASHER, lock, 1/4" (2)



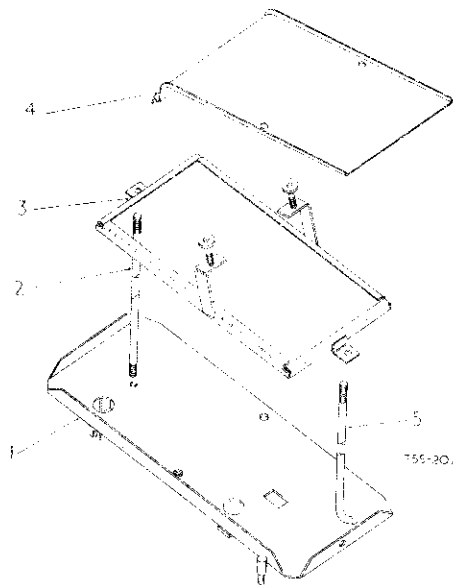
ELECTRICAL

Ref. No.	Part No.	DESCRIPTION
INSTRUMENT PANEL, INSTRUMENTS (Petrol)- contd.		
3	3045 281 R91	SWITCH, cpte., ignition and starter (*) comprising :-
	3047 377 R91	LOCK and KEYS
	3047 375 R1	NUT, fixing front
	3047 376 R1	SPACER
3	3062 964 R91	SWITCH, ignition and starter B-414/2160 Petrol
	3062 962 R1	KEY
	3062 961 R1	LOCK (2)
	3063 384 R1	RING, sealing, rubber
4	\$	LIGHT, oil pressure warning comprising :-
	3048 831 R91	BULB, 12 V 2 watt
	3048 828 R91	HOLDER, assy., lamp, sub.
	3048 830 R91	INDICATOR, green
5	705 266 R91	PUSH, horn (Attachment)
6	708 435 R1 186 758	PLATE, filler, instrument panel SCREW, pan-hd., cr-rec-tapping, No. 8 x 1/4" (4)
7	709 489 R92	SWITCH, lighting (Attachment) (comprising
	1 KNOB	3042 366 R1
	1 NUT	3042 361 R1
	1 NUT	3042 365 R1
	4 SCREW	3042 364 R1
	1 WASHER	3042 360 R1
	1 WASHER	3042 362 R1
	4 WASHER	3042 363 R1)
8	\$	LIGHT, ignition warning comprising :-
	3048 831 R91	BULB, 12 V 2 watt
	3048 828 R91	HOLDER, assy., lamp, sub.
	3048 829 R91	INDICATOR, Red
9	707 481 R92	HOLDER, cpte., fuse, and LID 709 193 R92 (Attach)
	706 534 R1	SCREW, brass, rd-hd., 5 BA x 1/4"
	706 595 R1	NUT, lock, brass, 5 BA
	706 596 R1	WASHER, brass, 5 BA
10	3044 085 R11 704 445 R1 704 444 R2	PANEL, instrument, cpte. NUT, spire speed, 1/4" BSW (1) SCREW, rd-hd., 1/4" BSW x 1/2" (4) (cad-pltd.)
	709 193 R92	LID, assy., fuse holder
	700 166 R1	FUSE, 25 amp
	707 887 R1	FUSE, 25 amp
	700 489 R1	SLEEVE, rubber (+)
	3043 624 R1	BRACKET, clamping)
	3043 625 R1	SCREW, plate fixing) Regulator
	705 827 R1	WASHER, plate fixing screw)
	3042 366 R1	KNOB)
	3042 361 R1	NUT, friction)
	3042 365 R1	NUT, switch retaining)
	3042 364 R1	SCREW (4))
	3042 360 R1	WASHER, lock) Lighting Switch
	3042 363 R1	WASHER)
	3042 363 R1	WASHER (+))



ELECTRICAL

Ref. No.	Part No.	DESCRIPTION
INSTRUMENT PANEL, INSTRUMENTS (Petrol)- contd.		
	3044 023 R1	NUT, battery tray spire
	3041 100 R91	SWITCH, oil-pressure)
	3060 472 R91	SWITCH, oil pressure) optional
	\$ Not supplied separately	
	(*) Order Switch 3062 964 R1, Lock 3062 961 R1, Key 3062 962 R1 and Ring 3063 384 R1	
BATTERY CARRIER (Diesel Machines)		
1	3065 744 R92	CARRIER, assy., battery B-414/30339 up
1	3043 859 R94	CARRIER, assy., battery (*) up to B-414/30338
	179 835	BOLT, hex-hd., 3/8" x 5/8" (2)
	179 838	CAPSCREW, hex., 3/8" x 7/8" (2)
	103 321	WASHER, lock, 5/8" (2)
	114 666	WASHER, ext-tooth, 3/8" (2)
2	3065 746 R1	STUD, hold down, battery B-414/30339 up
2	3062 057 R1	STUD, hold down, battery B-414/10597 to/30338
2	707 531 R1	STUD, hold down, battery up to B-414/10506 (2)





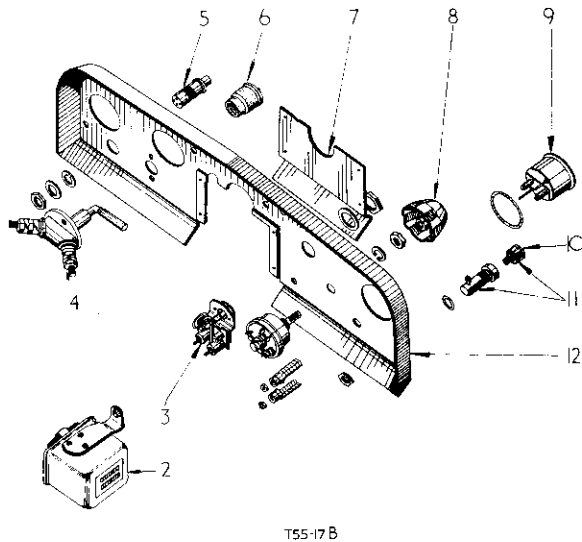
ELECTRICAL

Ref. No.	Part No.	DESCRIPTION
----------	----------	-------------

BATTERY CARRIER (Diesel Machines)- contd.

3	3065 747 R91	RETAINER, assy., battery B-414/30339 up
3	3062 059 R91	RETAINER, w/BOLT 179 818 assy., battery B-414/10597 to/30338
3	3043 896 R91	RETAINER, assy., battery up to B-414/10596
	179 818	BOLT, hex-hd., 5/16" x 1" (2)
	102 635	NUT, hex., 3/8" (3)
	103 321	WASHER, lock, 3/8" (2)
4	3043 899 R1	COVER, battery)
	126 032	NUT, wing, type A, 3/8" (2))
	Q 1 597	WASHER, plain, steel, 13/32" x 3/4" x 16 ga. (2))
		up to B-414/10596)
4	3062 053 R1	COVER, battery)
	142 745	NUT, 5/16" wing (2))
	3046 073 R1	WASHER, battery cover (2)) B-414/10597 up
5	3063 696 R1	BOLT, hold down battery B-414/30339 up
5	3062 058 R1	BOLT, hold down battery B-414/10597 to/30338

INSTRUMENT PANEL, INSTRUMENTS- (Diesel Machines)



T55-17B



ELECTRICAL

Ref. No.	Part No.	DESCRIPTION
----------	----------	-------------

INSTRUMENT PANEL, INSTRUMENTS -(Diesel Machines)- contd.

1	704 668 R93	SWITCH, solenoid, starter motor (12 V)
	103 089	NUT, mach., screw, hex-hd., No.12 (2)
	113 809	SCREW, mach, sltd-rd-hd., No.12 x 9/16" (2)
	106 498	WASHER, lock, No. 12 (2)
2	3064 234 R91	REGULATOR, (12 V)
2	708 969 R92	REGULATOR, (12 V)
		up to B-414/19474 up each comprising :-
		1 BRACKET
		1 SCREW
		1 WASHER
		3043 624 R1
		3043 625 R1
		705 827 R1)
	109 084	NUT, hex., 1/4" (2)
	113 959	SCREW, sltd-rd-hd., 1/4" x 1" (2)
	103 319	WASHER, lock, 1/4" (2)
3	703 557 R92	RESISTOR, cpte., indicator
3	706 685 R92	RESISTOR, cpte., indicator (comprising
		1 COIL
		2 NUT
		1 NUT
		2 SCREW
		2 WASHER
		2 WASHER
		1 WASHER
		3043 619 R1
		707 483 R1
		707 486 R1
		707 487 R1
		707 484 R1
		705 829 R1
		707 499 R1)
4	3063 978 R91	SWITCH, glow plug (service assy.) (Bosh) comprising :-
		CAP, rubber (Ref. 6)
	3063 976 R91	SWITCH, glow plug
	114 947	WASHER, brass, plain, 5/16" x 3/4" x .065 (4)
4	3063 979 R91	SWITCH, service assy., glow plug (Lucas) comprising :-
	3063 977 R91	SWITCH, glow plug
	137 138	SCREW, truss-hd., sltd., mach, 1/4" x 3/4" (2)
	114 947	WASHER, brass, plain, 5/16" x 3/4" x .065 (4)
4	709 468 R91	SWITCH, w/SLEEVE 707 573 R1 assy., service, glow plug (As req'd) (**)
	109 084	NUT, hex., 1/4" (2)
	144 531	SCREW, mach, sltd-truss-hd., 1/4" x 1/2" (2)
	103 319	WASHER, lock, 1/4" (2)
5	705 266 R91	PUSH, hom
6	707 573 R1	SLEEVE, rubber)
	709 459 R1	SLEEVE, rubber) optional
7	708 435 R1	PLATE, instrument panel filler
	186 758	SCREW, pan-hd., cr-rec-tapping, type A No. 8 x 1/4" (4)
8	709 489 R92	SWITCH, lighting (Attachment) (comprising
		1 KNOB
		1 NUT
		1 NUT
		4 SCREW
		1 WASHER
		1 WASHER
		4 WASHER
		3042 366 R1
		3042 361 R1
		3042 365 R1
		3042 364 R1
		3042 360 R1
		3042 362 R1
		3042 363 R1)



ELECTRICAL

Ref. No.	Part No.	DESCRIPTION
----------	----------	-------------

INSTRUMENT PANEL, INSTRUMENTS (Diesel Machines)- contd.

9	708 109 R93	AMMETER, cpte., with CLAMP (comprising 2 CLAMP 708 637 R1 2 NUT 708 636 R1)
10	709 193 R92	LID, assy., fuse holder
11	707 481 R92	HOLDER, w/LID 709 193 R92 cpte., fuse
	706 594 R1	SCREW, rd-hd., brass 5 BA x 1/4"
	706 595 R1	NUT, lock, brass, 5 BA
	706 596 R1	WASHER, brass, 5 BA
12	751 185 R11	PANEL, cpte., instrument
	704 445 R1	NUT, speed spire, 1/4" BSW (4)
	704 444 R2	SCREW, (cad-pltd) rd-hd., 1/4" BSW x 1/2" (4)
	3041 057 R1	BEZEL, (ammeter)
	3043 624 R1	BRACKET, clamping (2)
	708 637 R1	CLAMP, terminal (ammeter) (2)
	3043 619 R1	COIL, resistance (indicator resistor)
	700 166 R1	FUSE, 25 amp)
	707 887 R1	FUSE, 25 amp) optional
	3042 366 R1	KNOB
	707 486 R1	NUT, mounting
	707 483 R1	NUT, fixing coil (3)
	708 636 R1	NUT, terminal (ammeter) (2)
	3042 361 R1	NUT, friction
	3042 365 R1	NUT, switch, retaining
	3049 477 R1	PLATE, radiator curtain cable guide)
	179 793	BOLT, hex-hd., 1/4" x 5/8")
	109 084	NUT, hex., 1/4")
	103 319	WASHER, lock, 1/4")
	3043 625 R1	SCREW, fixing, plate
	3042 364 R1	SCREW (4)
	707 487 R1	SCREW, terminal (2)
	700 489 R1	SLEEVE, regulator (4)
	3042 360 R1	WASHER, lock
	3042 362 R1	WASHER
	3042 363 R1	WASHER (4)
	705 827 R1	WASHER, plate, fixing, screw
	707 484 R1	WASHER, plain (2)
	705 829 R1	WASHER, spring (2)
	707 499 R1	WASHER, mounting, nut

(*) On orders for 3043 889 R94 furnish 3065 744 R91 with 1 off STUD 3065 746 R1 and 1 off BOLT 3063 696 R1.

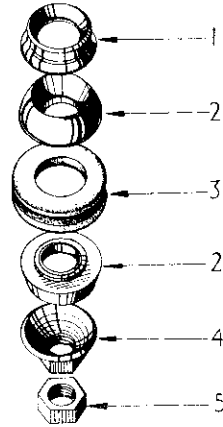
(* *) On orders for 709 468 R91 order 3063 978 R91 or 3063 979 R91



ELECTRICAL

Ref. No.	Part No.	DESCRIPTION
----------	----------	-------------

PLOUGH LAMP MOUNTING



T17-260

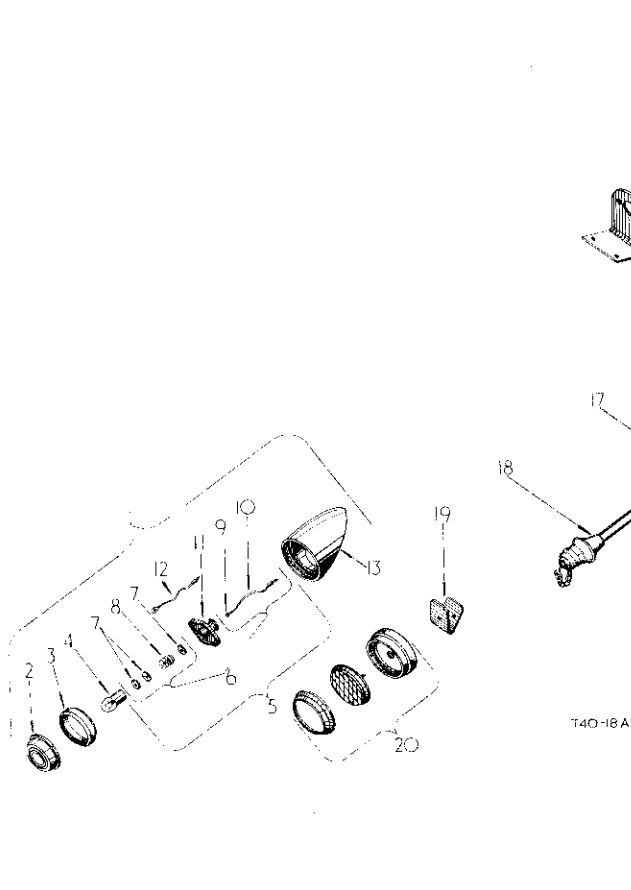
1	705 256 R1	SOCKET, ball
2	705 257 R1	SEAT, ball (2)
3	705 255 R1	GROMMET, ball seat
4	705 254 R1	SOCKET, ball adjusting
5	144 496	NUT, jam, hex., 5/8" UNF



ELECTRICAL

Ref. No.	Part No.	DESCRIPTION
----------	----------	-------------

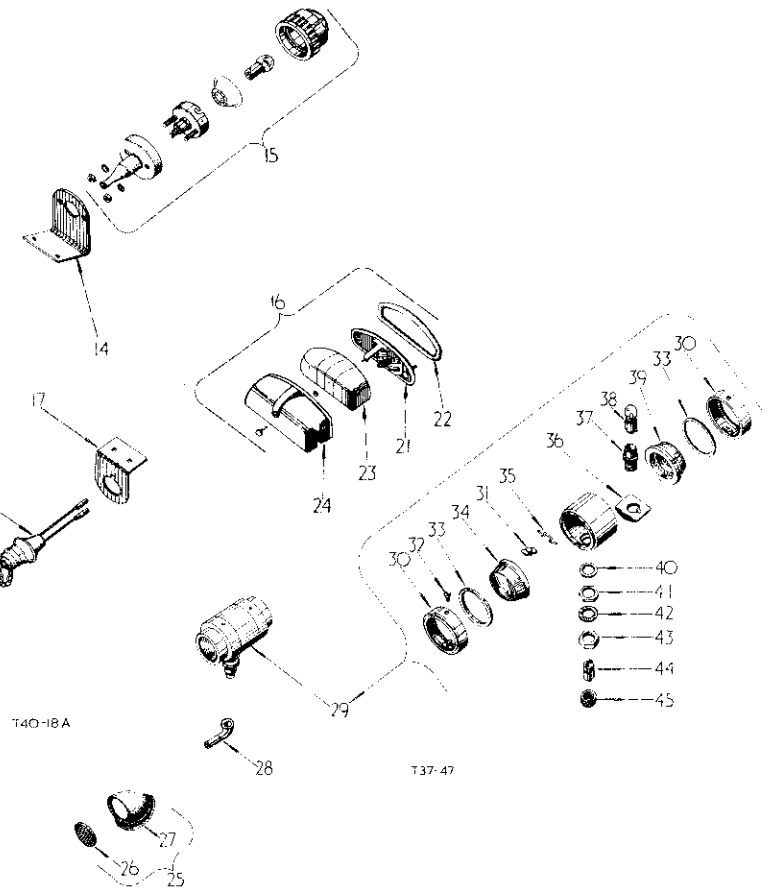
LAMPS- SIDE, REAR AND MISCELLANEOUS



ELECTRICAL

Ref. No.	Part No.	DESCRIPTION
----------	----------	-------------

LAMPS- SIDE, REAR AND MISCELLANEOUS- contd.



1	709 235 R91	LAMP, rear (12 V - 6 W) (attach) (Ind.) (2) (comprising 1 BODY 709 540 R91 1 BODY 709 541 R1 1 BULB 709 545 R1 1 LEAD 709 542 R1 1 LENS 708 418 R1 2 NUT 120 367 1 RETAINER 708 419 R1 2 SCREW 709 543 R1 2 WASHER 174 877)
2	708 418 R1	LENS, red (2)
3	708 419 R1	RETAINER, lens (rubber) (2)
4	709 545 R1	BULB, (12 V - 6 W) (2)
5	709 540 R91 709 543 R1	BODY, w/CABLE 709 776 R91, SHEATH 709 544 R1 and TUBE 709 539 R91, contact and feed cable assy. (2) SCREW, self tappet, No. 4 (4)
6	709 776 R91	CABLE, with contact, assy., feed (2) (comprising 1 CABLE 751 437 R1 1 EYELET 751 438 R1 1 SPRING 751 440 R1 3 WASHER 751 439 R1)

7	751 439 R1	WASHER (6)
8	751 440 R1	SPRING (2)
9	751 438 R1	EYELET (2)
10	751 437 R1	CABLE, feed (red) (2)
11	709 539 R91	TUBE, assy., adaptor and body (2)
12	709 542 R1	LEAD, earth (2)
13	709 541 R1	BODY, lamp (2)
14	709 234 R1 109 084 113 956 103 319	BRACKET, side lamp (attach) (Ind.) (2) NUT, hex., 1/4" (4) SCREW, mach., sltd-rd-hd., 1/4" x 5/8" (4) WASHER, lock, 1/4" (4)
15	709 233 R91	LAMP, side (12 V - 6 W) (attach) (Ind.) (2) (comprising 1 BODY 3041 710 R91 1 BULB 3040 096 R1 1 GASKET 3041 707 R1 1 GROMMET 3041 709 R1 1 LENS 3041 708 R1 2 NUT 3041 711 R1 2 WASHER 3041 712 R1)



ELECTRICAL

Ref. No.	Part No.	DESCRIPTION
LAMPS-SIDE, REAR AND MISCELLANEOUS- contd.		
16	709 243 R91	LAMP, registration number plate (12 V - 4 W) w/CABLE 751 780 R91 and LAMP 705 270 R91 (attach) (Ind.)
16	705 270 R91	LAMP, registration number plate (attach) (comprising 1 BASE 705 759 R91 1 BODY 705 753 R1 1 BULB 705 757 R91 1 GASKET 705 754 R1 1 GROMMET 705 756 R1 1 WINDOW 705 755 R1 1 SUNDRY PARTS 705 758 R91)
17	709 237 R1 109 084 113 955 103 319	BRACKET, power socket (attach) (Ind.) NUT, hex., 1/4" (2) SCREW, mach., sltd-rd-hd., 1/4" x 1/2" (2) WASHER, lock, 1/4" (2)
18	709 236 R91	SOCKET, power (attach) (Ind.)
18	705 271 R91	SOCKET, power (attach)
19	709 443 R1 110 633 110 509 106 497	BRACKET, reflector support (attach) (Ind.) (2) NUT, hex., mach, screw, No. 10 (#) SCREW, mach, sltd-rd-hd., No. 10 x 1/2" (4) WASHER, lock, No. 10 (4)
20	709 444 R91	REFLECTOR, red, rear (attach) (Ind.) (2)
21	705 759 R91	BASE, assy.
22	705 754 R1	GASKET, window seating
23	705 755 R1	WINDOW
24	705 753 R1 705 757 R91 705 756 R1 705 758 R91	BODY BULB, 12 V GROMMET, cable SUNDRY PARTS SET
25	705 268 R91	REFLECTOR, (55°) w/HOLDER 705 752 R1 and REFLECTOR 705 751 R1 (attach) (2)
26	705 751 R1	REFLECTOR, reflex (2)
27	705 752 R1	HOLDER, reflex (2)
28	705 728 R1	ELBOW, cable (2)
29	3065 308 R91	LAMP, side and rear (12 V - 6 W) optional w/3065 309 R91 (Yellow) (2)
29	705 287 R92	LAMP, side and rear (12 V - 6 W) optional w/708 348 R91 (Black) (2) (comprising 1 BULB 707 022 R91 1 BRACKET 707 136 R1 2 GASKET 707 128 R1 1 HOLDER 706 117 R1 1 LENS 706 113 R1 1 LENS 706 114 R1 1 NUT 707 128 R1 1 NUT 707 131 R1 2 PLATE 706 110 R91 2 RIM 707 125 R91 1 SHELL 707 127 R1 1 WASHER 707 135 R1 1 WASHER 707 129 R1 12 WIRE 706 112 R1)



ELECTRICAL

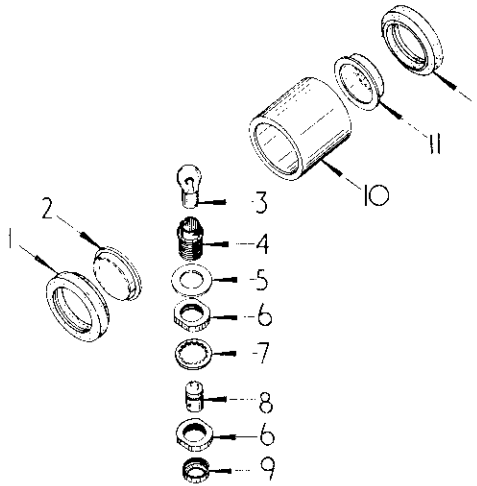
Ref. No.	Part No.	DESCRIPTION
LAMPS-SIDE, REAR AND MISCELLANEOUS- contd.		
30	707 125 R91	RIM, assy. (4)
31	706 110 R91	PLATE, rim locking and SCREW 706 111 R1 (4)
32	706 111 R1	SCREW, rim securing (4)
33	707 126 R1	GASKET, lens seating, rubber (4)
34	706 114 R1	LENS, red (2)
35	706 112 R1	WIRE, lens fixing (24)
36	707 136 R1	BRACKET, bulb holder seating (2)
37	707 127 R1	SHELL, adaptor (2)
38	707 022 R91	BULB (2)
39	706 113 R1	LENS, clear (2)
40	707 135 R1	WASHER, lamp fixing nut (2)
41	707 128 R1	NUT, bulb holder, securing (2)
42	707 129 R1	WASHER, shakeproof (2)
43	707 134 R1	NUT, lamp fixing (2)
44	706 117 R91	HOLDER, interior bulb (2)
45	707 131 R1	NUT, coupling, shell (2)
	3041 710 R91	BODY, sub, assy. (2)
	3040 096 R1	BULB, (12 V - 6 W) (2)
	751 780 R91	CABLE, (registration number plate lamp) (Ind.) (2)
	3041 707 R1	GASKET (2)
	3041 709 R1	GROMMET (2)
	3041 708 R1	LENS, sidelamp (2)
	120 387	NUT, cpte., hex., 1/4" UNF (rear lamp) (Ind.) (4)
	3041 711 R1	NUT, hex., (side lamp) (Illustrated) (4)
	709 544 R1	SHEATH, cable (rear lamp) (Ind.) (2)
	174 877	WASHER, lock, int-tooth, 1/4" (rear lamp, cpte.) (Ind.) (4)
	3041 712 R1	WASHER, shakeproof (4)



ELECTRICAL

Ref. No.	Part No.	DESCRIPTION
----------	----------	-------------

SIDE AND REAR LAMP



T 48-73

3065	309 R91	LAMP, side and rear (12 V - 6 W) (2)) (Yellow))
708	348 R91	LAMP, side and rear (12 V - 6 W) (2)) (Black)) optional
		each comprising :-
1	708 419 R1	MOUNT, lens (2)
2	708 418 R1	LENS, red
3	707 022 R91	BULB
4	707 127 R1	SHELL, adaptor
5	3060 303 R1	WASHER, locking
6	3060 304 R1	NUT (2)
7	707 129 R1	WASHER, shakeproof
8	3060 302 R91	CONTACT, assy.
9	707 131 R1	NUT, shell coupling
10	708 421 R1	BODY
11	708 420 R1	LENS, clear



ELECTRICAL

Ref. No.	Part No.	DESCRIPTION
----------	----------	-------------

CABLE CLIPS- STARTING AND REGULAR FENDERS

CLIPS, cable, etc., req'd for electric starting cables, (As req'd) (A)
 CLIPS, cable, etc., req'd for headlight and ploughlight attach (As req'd) (B)
 CLIPS, cable, etc., req'd for traffic regulation (As req'd) (C)

KEY to UNITS

Letters of these units correspond with those following the description of the parts in the list below and identifies the unit for which the part is used. Items without letters after the description indicates the part is used for all units.

56 273 D	CLIP, cable (5/16" bolt)		
708 114 R1	CLIP, cable (5/16" bolt) (Thermostat housing)	optional	Unit A
56 273 D	CLIP, cable (5/16" bolt)		
708 114 R1	CLIP, cable (5/16" bolt) (Bottom of radiator)	optional	Unit A
56 273 D	CLIP, cable (5/16" bolt)		
708 114 R1	CLIP, cable (5/16" bolt) (Reg. plate bracket R.H.)	optional	Unit C
56 279 D	CLIP, cable (7/16" bolt)		
708 116 R1	CLIP, cable (7/16" bolt) (Clutch housing front L.H.)	optional	Unit A
56 279 D	CLIP, cable (7/16" bolt)		
708 116 R1	CLIP, cable (7/16" bolt) (Scuttle rear support R.H.)	optional	Unit A
56 708 R1	CLIP, cable (7/16" bolt)		
708 116 R1	CLIP, cable (7/16" bolt) (Front trans. cover)	optional	Unit B. Unit C (4)
56 279 D	CLIP, cable (7/16" bolt)		
708 116 R1	CLIP, cable (7/16" bolt) (Rear trans. cover L.H.)	optional	Unit C (2)
60 938 D	CLIP, cable (3/8" bolt))	
708 115 R1	CLIP, cable (3/8" bolt))	
	optional)	Unit A
179 791	BOLT, hex-hd., 1/4" x 1/2"		
103 319	WASHER, lock, 1/4"		
60 938 D	CLIP, cable (3/8" bolt) (2)		
708 115 R1	CLIP, cable (3/8" bolt) (2) (Inj. pump gear cover)	optional	Unit A
60 938 D	CLIP, cable (3/8" bolt) (*)		
708 115 R1	CLIP, cable (3/8" bolt) (*) (Rear trans. cover R.H.)	optional	Units B & C
56 277 D	CLIP, cable (1/2" bolt) (*)		
708 117 R1	CLIP, cable (1/2" bolt) (*) (Rear axle carrier R.H.)	optional	Units B & C
56 277 D	CLIP, cable (1/2" bolt)		
708 117 R1	CLIP, cable (1/2" bolt) (Rear axle carrier L.H.)	optional	Unit C
112 745	GROMMET, 7/8" (on front scuttle support)		Unit A



ELECTRICAL

Ref. No.	Part No.	DESCRIPTION
----------	----------	-------------

CABLE CLIPS- STARTING AND REGULAR FENDERS- contd.

112 734		GROMMET, 3/8" (on rear fenders) (*) Units A & B Unit C (2)
350 525 R1		CLAMP, loom (behind reg. number plate L.H.) (2) Unit C

(*) These items are not required to be duplicated if an attachment is already fitted.



ELECTRICAL

Ref. No.	Part No.	DESCRIPTION
----------	----------	-------------

CABLE CLIPS- INDUSTRIAL FENDERS

CLIPS, cable, etc., req'd for head and plough light attachment (As req'd) (A)
CLIPS, cable, etc., req'd for industrial road traffic lighting attachment (As req'd) (B)

KEY to UNITS

Letters of these units correspond with those following the description of the parts in the list below and identifies the unit for which the part is used. Items without letters after the description indicates the part is used for all units.

56 279 D		CLIP, cable (7/8" bolt) (*)		
708 116 R1		CLIP, cable (7/8" bolt) (*) (Scuttle rear support R.H.) optional		
60 938 D		CLIP, cable (3/8" bolt) (2)		
708 115 R1		CLIP, cable (3/8" bolt) (2) optional	Unit B	
60 938 D		CLIP, cable (3/8" bolt) (*)		
708 115 R1		CLIP, cable (3/8" bolt) (*) optional		
708 113 R1		CLIP, cable (1/4" bolt) (Fender L.H.)	Unit B	
708 115 R1		CLIP, cable (3/8" bolt) (Reg. number plate)	Unit B	
708 113 R1		CLIP, cable (1/4" bolt) (*) (Fender R.H.)	Unit A Unit B (2)	
179 796		BOLT, hex-hd., 1/4" x 7/8" (*)	Unit A Unit B (2)	
109 084		NUT, hex., 1/4" (*)	Unit A Unit B (2)	
103 319		WASHER, lock, 1/4" (*)	Unit A Unit B (2)	
708 117 R1		CLIP, cable (1/2" bolt) (Rear axle carrier R.H.) (*)	Unit A Unit B (2)	
708 117 R1		CLIP, cable (1/2" bolt) (Rear axle carrier L.H.)	Unit B	
112 734		GROMMET, 3/8" (*)	Unit A Unit B (8)	
3047 698 R1		GROMMET, 1/4"	Unit A (4)	

(*) These items are not required to be duplicated if an attachment is already fitted



ELECTRICAL



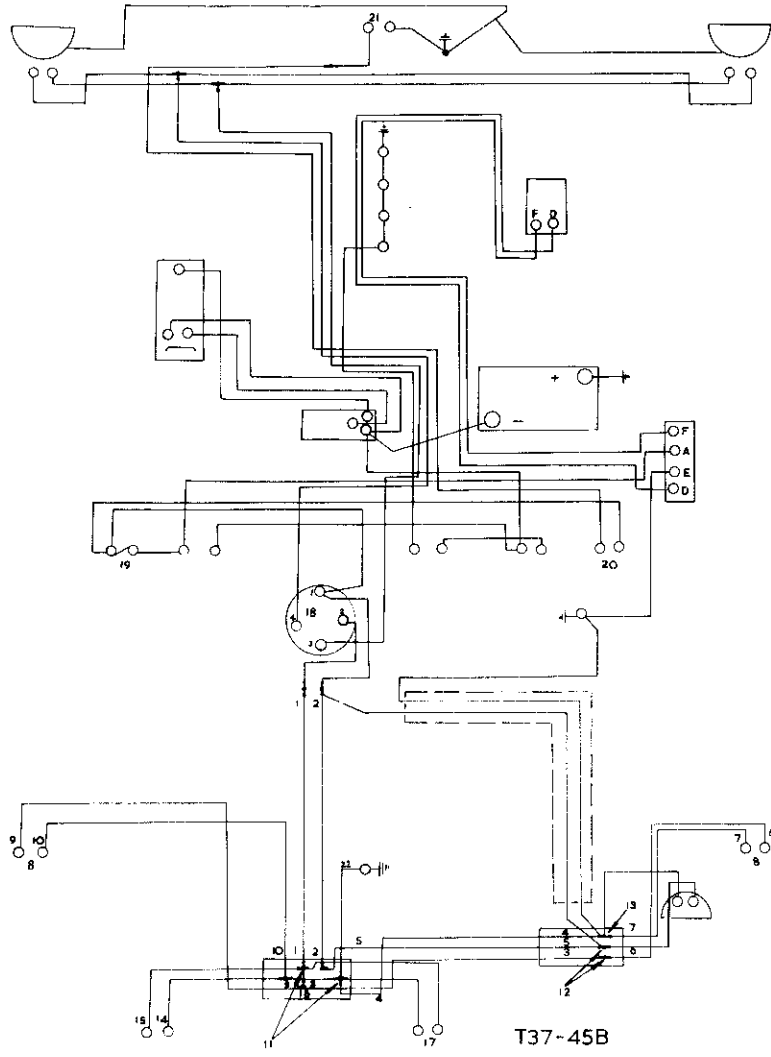
ELECTRICAL

Ref. No.	Part No.	DESCRIPTION
----------	----------	-------------

Ref. No.	Part No.	DESCRIPTION
----------	----------	-------------

ROAD TRAFFIC REGULATION LIGHTING ATTACHMENT

ROAD TRAFFIC REGULATION LIGHTING ATTACHMENT- contd.



705 263 R91	ATTACHMENT, Road Traffic Regulation	6	3069 383 R91	CABLE, and ELBOW assy., w/CABLE 705 906 R92 and ELBOW 705 728 R1
751 932 R92	CABLE, main harness to junction box (two core cables) comprising :-	6	705 906 R92	CABLE, off side /side/rear lamp comprising :-
1	CABLE, light S/W to side/rear lamp (Red)	7		CABLE, light S/W to O/S side/rear lamp (Red)
2	CABLE, light S/W to plough lamp (Green)	7		CABLE, O/S side /rear lamp to earth (Black)
705 905 R92	CABLE, junction box to side/rear/plough lamps comprising :-	8	705 267 R92	LAMP, side and rear (12 V - 6 W) (*) (2) (I. H. Red))
3	CABLE, light S/W to O/S, side/rear lamp (Red)	8	708 348 R91	LAMP, side and rear (12 V - 6 W) (*) (2) (I. H. Red)) optional
4	CABLE, all rear lamps to earth (Black)	8	3065 308 R91	LAMP, side and rear (12 V - 6 W)) (Fed Yellow))
5	CABLE, light S/W to plough lamp (Green)	8	3065 309 R91	LAMP, side and rear (12 V - 6 W)) (Fed. Yellow)) optional

59



ELECTRICAL

Ref. No.	Part No.	DESCRIPTION
ROAD TRAFFIC REGULATION LIGHTING ATTACHMENT- contd.		
3069	382 R91	CABLE, and ELBOW assy., w/CABLE 705 904 R92 and ELBOW 705 728 R1
	705 904 R92	CABLE, nearside, side and rear lamp comprising :-
9		CABLE, light S/W to N/S, side/rear lamps (Red)
10		CABLE, N/S side/rear lamp to earth (Black)
11	705 903 R1	CONNECTOR, 3 way (2)
12	705 897 R1	CONNECTOR, 1 way (4)
13	705 896 R1	CONNECTOR, 2 way
	705 271 R91	SOCKET, power, cpte., with cable (*) comprising :-
14		CABLE, pin 1 to earth (Black)
15		CABLE, pin 2 to light S/W (Red)
16	705 545 R1	BOX, junction
	706 102 R1	SCREW, sltd-rd-hd., 3/16" x 5/8"
	705 548 R1	GROMMET, junction box
	114 603	WASHER, ext-tooth, lock, No. 10
17	705 270 R91	LAMP, registration number plate (12 V - 4 W) (*)
18	709 489 R92	SWITCH, lighting (* *) (%)
19	707 481 R92	HOLDER, fuse (* *) (%)
20	705 266 R91	PUSH, horn (* *)
21	700 876 R93	HORN (see reg. plate, horn, etc.)
22	709 483 R91	CABLE, earth, side and plough lights (used w/two core cables)
		CLIPS, cable (see detail list)
	705 728 R1	ELBOW, side /rear lamp, cable (2) (*)
	705 540 R14	PLATE, cpte., reg. number. (see reg. plate, horn etc.)
	705 540 R14	PLATE, reg. plate, cpte., (see Reg. plate, horn, etc.)
	705 268 R91	REFLECTOR, (55 °) (*)
3049	602 R91	PACKAGE, conversion w/CABLE 3069 382 R91 and CABLE 3069 383 R91 (As req'd)

(%) Items not required if tractors are already fitted with Head and Plough Lamp Attachment

(*) See- Lamps, side/rear and miscellaneous

(* *) See- Instrument Panel, Instruments and Battery Carrier

This attachment is applicable to Petrol and Diesel tractors but cannot be fitted to Industrial Fenders



ELECTRICAL

Ref. No.	Part No.	DESCRIPTION
----------	----------	-------------





ELECTRICAL



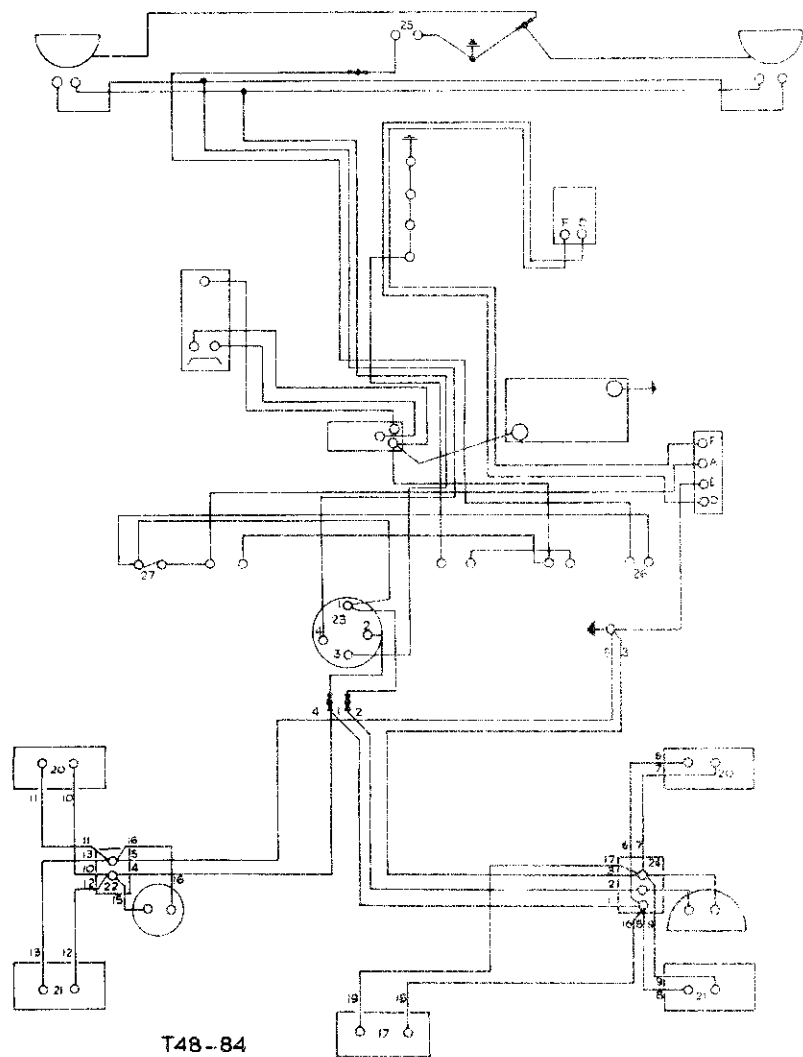
ELECTRICAL

Ref. No.	Part No.	DESCRIPTION
----------	----------	-------------

Ref. No.	Part No.	DESCRIPTION
----------	----------	-------------

ROAD TRAFFIC REGULATION LIGHTING ATTACHMENT
(Ind. Fenders)

ROAD TRAFFIC REGULATION LIGHTING ATTACHMENT
(Ind. Fenders)- contd.



	3063 243 R91	ATTACHMENT, Road Traffic Regulation (Ind. Fenders) (3/4%)
	3042 101 R91	CABLE, main harness to R.H. terminal block comprising :- (3/4%)
1		CABLE, light S/W to side/rear lights (Red)
2		CABLE, light S/W to plough lamp (Green)
3		CABLE, rear lights/plough lamp to earth (Black)
	3042 100 R91	CABLE, main harness to L.H. terminal block comprising :-
4		CABLE, light S/W to N/S side and rear lights (Red)
5		CABLE, earth to N/S side and rear lights (Black)

	700 243 R91	CABLE, side lamp, R.H. comprising
		CABLE, light S/W to side light (Red)
		CABLE, side light to earth
	751 750 R91	CABLE, rear lamp, R.H. comprising :-
		CABLE, light S/W rear light (Red)
		CABLE, earth to rear light (Black)
	709 241 R91	CABLE, side lamp, L.H. comprising :-
		CABLE, light S/W to side light (Red)
		CABLE, earth to side light (Black)



ELECTRICAL

Ref. No.	Part No.	DESCRIPTION
ROAD TRAFFIC REGULATION LIGHTING ATTACHMENT (Ind. Fenders) - contd.		
	351 380 R91	CABLE, rear lamp, L.H. comprising :-
12		CABLE, light S/W to rear light (Red)
15		CABLE, earth to rear light (Black)
14	709 236 R91	SOCKET, power, w/CABLE (*) comprising :-
15		CABLE, junction block to power socket (Red)
16		CABLE, earth to power socket
17	709 245 R91	LAMP, reg. number plate, 12 V - 4 W., w/CABLE (*) comprising :-
18		CABLE, light S/W to number plate lamp
19		CABLE, earth to number plate lamp
20	709 273 R91	LAMP, side, 12 V - 6 W (2) (see detail list)
21	709 286 R91	LAMP, side, 12 V - 6 W (2) (see detail list)
22	707 945 R91	BLOCK, terminal, 2 way, L.H.
	708 784 R1	NUT, lock, 6 BA (2)
	708 783 R1	SCREW, mach, std-rd-hd., 6 BA x 7/8"
	708 785 R1	WASHER, lock, 6 BA
23	709 489 R92	SWITCH, lighting (* *)
24	708 782 R91	BLOCK, terminal, 3 way, R.H. (%)
	708 784 R1	NUT, lock, 6 BA (2) (%)
	708 783 R1	SCREW, mach., std-rd-hd., 6 BA x 7/8" (%)
	708 785 R1	WASHER, lock, 6 BA (%)
25	700 376 R93	HORN, electric (12 V) (see Reg. plate, horn etc.)
26	705 206 R91	PUSH, horn (* *)
27	707 481 R92	HOLDER, fuse, opto. (* *)
	709 237 R1	BRACKET, power socket (*)
	709 443 R1	BRACKET, reflector support (2) (*)
	709 234 R1	BRACKET, side lamp (2) (*)
	3009 332 R1	BRACKET, rear lamp (2)
	117 959	GROMMET, No. 3, 5/16" (2)
	095 084	NUT, hex., 1/4" (4)
	113 956	SCREW, mach, std-rd-hd., 1/4" x 1/8" (4)
	103 519	WASHER, lock, 1/4" (4)
	705 897 R1	CONNECTOR, 1 way (4)
3040 888 R91		CONDUIT, opto., cable front (2)
3510 587 R91		CONDUIT, opto., cable, R.H.
	709 272 R1	COVER, terminal (2)
		GROMMET, rubber, 2/8" (3) (see Cable clips- Ind. Fenders)
		GROMMET, rubber, 1/4" (4)
	705 846 R91	PLATE, reg. number (see Reg. Plate, horn etc.)
	709 244 R91	REFLECTOR, rear (2) (*) (Red)



ELECTRICAL

Ref. No.	Part No.	DESCRIPTION
ROAD TRAFFIC REGULATION LIGHTING ATTACHMENT (Ind. Fenders)- contd.		
	709 253 R91	TOOLBOX (Factory application attach only)
		(%) Items not required for tractors fitted with Head and Plough Lamp attachment
		(% %) For tractors fitted with Rear Industrial Fenders attachment.
		(*) See- Lamp, side, rear and miscellaneous
		(* *) See- Instrument panel, instruments and battery carrier
		This attachment is applicable to both Petrol and Diesel tractors



ELECTRICAL

Ref. No.	Part No.	DESCRIPTION
----------	----------	-------------

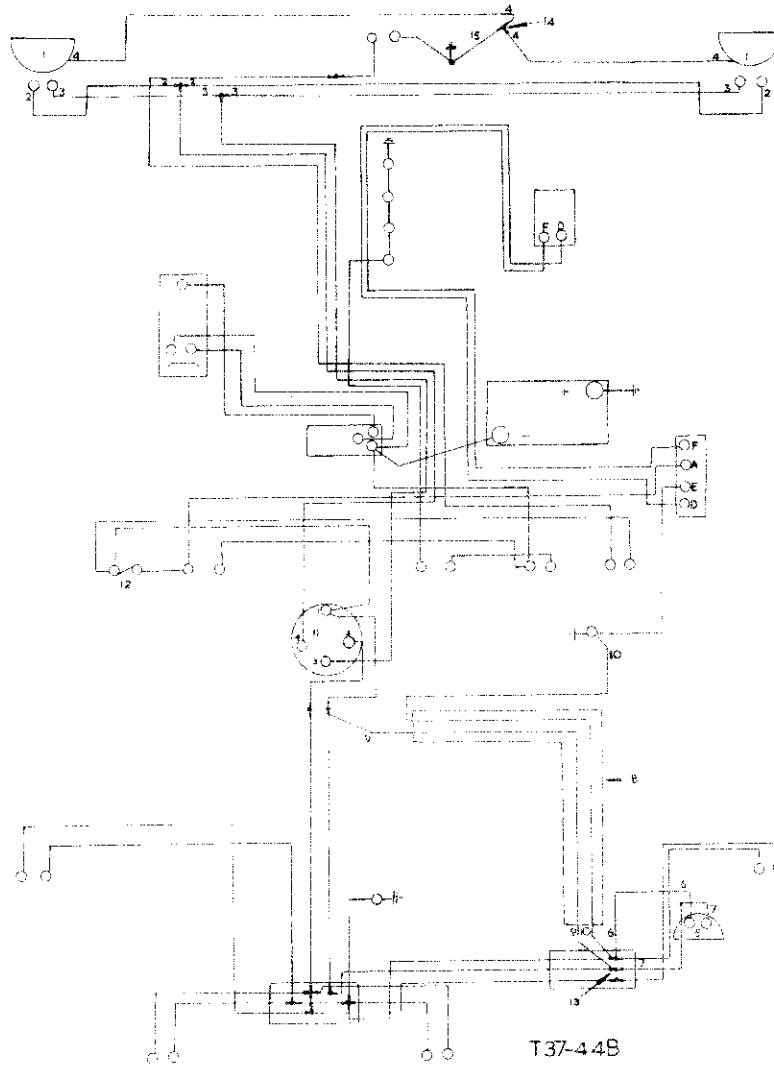


ELECTRICAL

Ref. No.	Part No.	DESCRIPTION
----------	----------	-------------

HEAD AND PLOUGH ATTACHMENT -REGULAR FENDERS

HEAD AND PLOUGH ATTACHMENT- REGULAR FENDERS- contd.



T37-44B

3045 241 R91	ATTACHMENT, Head and Plough Lamp (A)
3045 245 R91	ATTACHMENT, Head and Plough Lamp (B) (Industrial)

3064 288 R91	LAMP, plough, 12 V - 24 W complete with cables (see detail list)
6	CABLE, earth to plough lamp (Black)
7	CABLE, light S/W to plough lamp (Red/White)

KEY to UNITS

Letters of these units correspond with those following the description of the parts in the list below and identifies the unit for which the part is used. Items without letters after the description indicates the part is used for all units.

1	3065 300 R91	HEADLAMP, 12 V - 24 W R.H. (L.H. Red)
1	3065 304 R91	HEADLAMP, 12 V - 24 W R.H. (Fest. Yellow) optional
1	3065 302 R91	HEADLAMP, 12 V - 24 W L.H. (L.H. Red)
1	3065 306 R91	HEADLAMP, 12 V - 24 W L.H. (Fest. Yellow) optional each complete with cables (see detail list)
2		CABLE, light S/W term. 3 to dip filament (Blue/Yellow)
3		CABLE, light S/W term. 2 to main filament (Blue/White)
4		CABLE, lamp bulb clamp to earth (Black)

8	705 901 R90	CABLE, plough lamp attachment () comprising :-
9		CABLE, light S/W to plough lamp (Red)
10		CABLE, earth to plough lamp (Black)
11	709 489 R92	SWITCH, lighting () ()
12	707 481 R92	HOLDER, fuse () () Unit A
13	705 897 R1	CONNECTOR, 1 way () (2)
14	705 898 R1	CONNECTOR, 2 way Unit B
15	706 130 R91	CABLE, headlamp to earth (Black)



ELECTRICAL

Ref. No.	Part No.	DESCRIPTION
HEAD AND PLOUGH ATTACHMENT -REGULAR FENDERS- contd.		
3047	696 R11	BRACKET, epte., headlamp (2)
179	814	BOLT, hex-hd., 5/16" x 5/8"
101	634	NUT, hex., 3/16" (2)
103	820	WASHER, lock, 5/16" (2)
704	138 R2	COVER, headlamp bracket, R.H.
704	137 R2	COVER, headlamp bracket, L.H.
3049	175 R1	CONDUIT, rubber (4)
		CLIPS, cable (see detail list)
		MOUNTING, ploughlamp (see detail list)

(*) See Instrument Panel, Instruments and Battery Carrier

(* *) Items not required for tractors fitted with "Road Traffic Lighting Attachment"

These attachments are applicable to both Petrol and Diesel Tractors.



ELECTRICAL

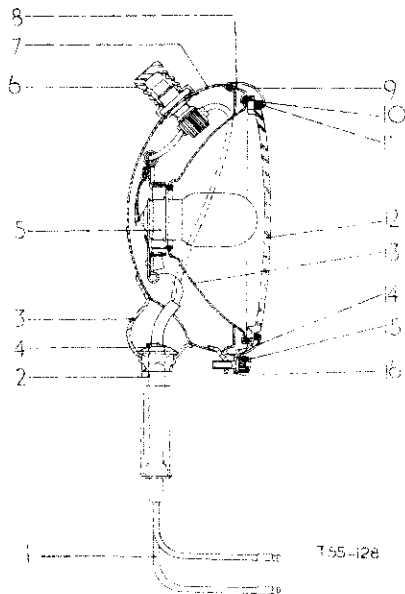
Ref. No.	Part No.	DESCRIPTION
PLOUGH LAMP (B-414/24866 up) - contd.		
3065	329 R91	PLOUGH LAMP (used w/Reg. Fenders)) (A) (Fed. Yellow))
3064	286 R91	PLOUGH LAMP (used w/Reg. Fenders)) (A) (I. H. Red)) optional
3065	328 R91	PLOUGH LAMP (used w/Ind. Fenders)) (B) (Fed. Yellow))
3064	287 R91	PLOUGH LAMP (used w/Ind. Fenders)) (B) (I. H. Red)) optional

KEY TO UNITS

Letters of these units correspond with those following the description of the parts in the list below and identifies the unit for which the part is used. Items without letters after the description indicates the part is used for all units.

1	3064 382 R1	CABLE, (36 inch) (Unit A)
1	3064 393 R1	CABLE, (18 inch) (Unit B)
2	705 812 R1	BOLT
3	3064 398 R1	PAD, support
3	3064 391 R1	WASHER, retaining, cable bolt
5	3064 395 R91	BULB
6	3064 402 R91	SWITCH, assy. (comprising :- 3068 112 R1 COVER, switch 3068 113 R1 NUT 3068 114 R1 PIECE, insulation
7	3064 390 R91	BODY, assy. (comprising 1 BOLT 705 812 R1 1 CATCH 3064 393 R1 1 PAD 3064 398 R1 1 SCREW 3064 400 R1 1 SWITCH 3064 402 R91)
8	702 476 R1	RETAINER (c)
9	3064 389 R91	DOOR and REFLECTOR, assy. (comprising 1 CLIP 702 474 R1 1 GASKET 700 447 R1 1 GASKET 702 475 R1 1 LENS 705 807 R1 1 RETAINER 702 476 R1 1 TUBE 3064 387 R91)
10	702 475 R1	GASKET, lens reflector
11	700 447 R1	GASKET, lens door
12	705 807 R1	LENS, hooder
13	3064 387 R91	TUBE and REFLECTOR, assy.
14	702 474 R1	CLIP, door
15	3064 400 R1	SCREW, door
16	3064 399 R1	CATCH, door
	3064 294 R1	CABLE, switch feed

PLOUGH LAMP (B-414/24866 up)

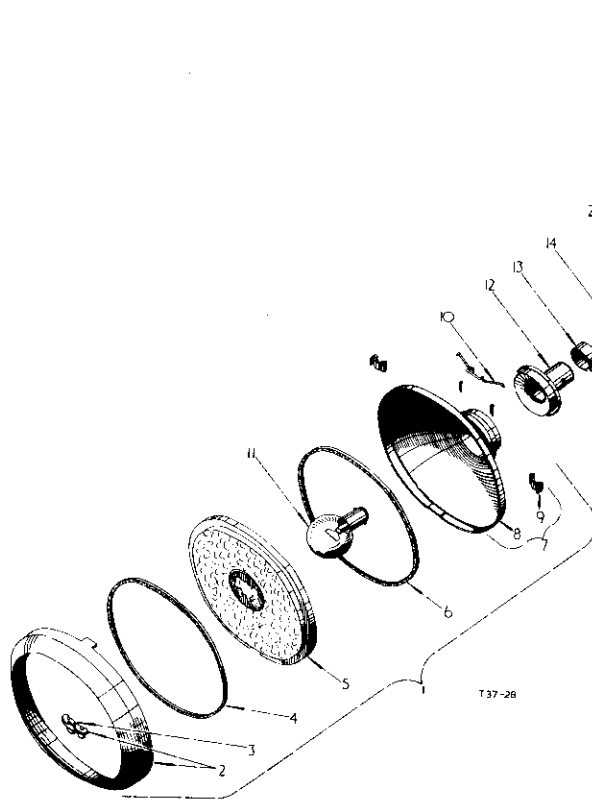




ELECTRICAL

Ref. No.	Part No.	DESCRIPTION
----------	----------	-------------

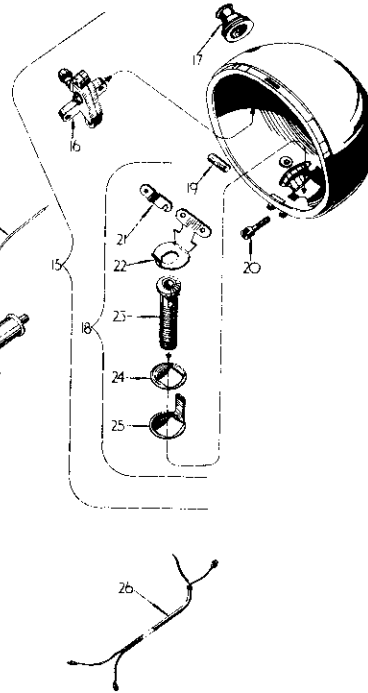
PLOUGHLAMP (Attachment) up to B-414/14865



ELECTRICAL

Ref. No.	Part No.	DESCRIPTION
----------	----------	-------------

PLOUGHLAMP (Attachment) up to B-414/14865 - contd.



705 259 R93	PLOUGHLAMP, 12 V - 24 W (used w/ Reg. Fenders) (order 3064 286 R91)	A
708 854 R91	PLOUGHLAMP, 12 V - 24 W (used w/ Ind. Fenders) (order 3064 287 R91)	B

KEY to UNITS

Letters of these units correspond with those following the description of the parts in the list below and identifies the unit for which the part is used. Items without letters after the description indicates the part is used for all units.

1	705 806 R91	DOOR and LENS, assy. (comprising	
		1 DOOR	705 775 R91
		1 GASKET	700 447 R1
		1 GASKET	702 475 R1
		1 LENS	705 807 R1
		1 REFLECTOR	705 776 R91
		6 RETAINER	702 476 R1)
2	705 775 R91	DOOR and CATCH, w/CATCH 702 474 R1 assy.	
3	702 474 R1	CATCH, bottom, door	
4	700 447 R1	GASKET, lens to door	

5	705 807 R1	LENS	
6	702 475 R1	GASKET, reflector to lens	
7	705 776 R91	REFLECTOR, w/two PINS 705 789 R1, REFLECTOR 706 786 R1 and two SPRINGS 705 788 R1, assy.	
8	705 786 R1	REFLECTOR	
9	705 788 R1	SPRING, securing (2)	
	705 789 R1	PIN, split (2)	
10	702 476 R1	RETAINER, lens (6)	
11	705 824 R91	BULB, 12 V - 24 W	
12	705 779 R91	TUBE, assy., reflector and centre	
13	705 781 R91	RING, assy., clamp (comprising	
		1 RING	702 473 R1
		1 SCREW	702 468 R1
		1 SCREW	705 794 R1
		1 WASHER	705 795 R1)



ELECTRICAL

Ref. No.	Part No.	DESCRIPTION
----------	----------	-------------

PLOUGHLAMP (Attachment) up to B-414/14865 - contd.

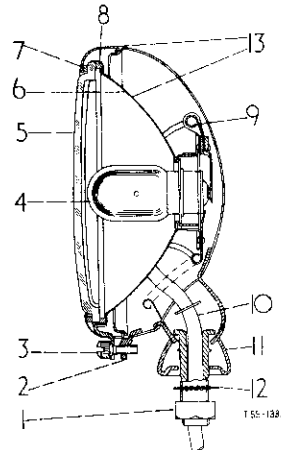
14	702 483 R91	ADAPTOR, assy.
15	705 816 R91	BODY, assy., cpte. (comprising
	1 BODY	705 809 R91
	1 COVER	705 822 R1
	4 NUT	705 821 R1
	2 SCREW	705 819 R1
	1 SWITCH	705 818 R91
	2 WASHER	705 820 R1)
16	705 818 R91	SWITCH, multi-circuit
	705 821 R1	NUT, (switch to body) (4)
	705 819 R1	SCREW, (switch to body) (2)
	705 820 R1	WASHER, (switch to body) (2)
17	705 822 R1	COVER, switch knob, rubber
18	705 809 R91	BODY, assy., less switch (comprising
	1 BOLT	705 812 R1
	1 CLAMP	702 467 R1
	1 NUT	702 472 R1
	1 RETAINER	705 803 R1
	1 STRIP	705 801 R1
	2 SCREW	702 468 R1
	1 SCREW	702 478 R1
	1 WASHER	705 802 R1)
19	702 472 R1	NUT, barrel
20	702 478 R1	SCREW, door
21	702 467 R1	CLAMP, cable
22	705 803 R1	RETAINER, bolt
	702 468 R1	SCREW, cable clamp (2)
23	705 812 R1	BOLT
24	705 802 R1	WASHER, seating
25	705 801 R1	STRIP, earth
26	705 814 R1	CABLE
27	705 813 R1	LEAD, cable (switch to bulb)
	705 815 R1	GROMMET, 3 way
	751 461 R91	CABLE (Unit B)
	705 811 R91	CABLE and GROMMET, w/CABLE 705 814 R1, GROMMET 705 815 R1 and LEAD 705 813 R1 (Unit A)
	702 473 R1	RING, clamp
	702 468 R1	SCREW
	705 794 R1	SCREW, for cable
	705 795 R1	WASHER, for cable



ELECTRICAL

Ref. No.	Part No.	DESCRIPTION
----------	----------	-------------

HEADLAMP B-414/25083 up



3065 300 R91	HEADLAMP, (12 V - 24 W) L.H.) (I.H. Red)) optional
3065 304 R91	HEADLAMP, (12 V - 24 W) L.H.) (Fed. Yellow))
3065 302 R91	HEADLAMP, (12 V - 24 W) R.H.) (I.H. Red)) optional
3065 306 R91	HEADLAMP, (12 V - 24 W) R.H.) (Fed. Yellow))
1	3040 097 R1	NUT
2	3064 399 R1	CATCH, body
3	3064 400 R1	SCREW, door
4	708 512 R91	BULB, (12 V - 24/24W)
5	705 777 R1	LENS
6	3064 387 R91	REFLECTOR and TUBE, cpte.
7	700 447 R1	GASKET, (lens/door)
8	3064 396 R1	GASKET, (lens/reflector)
9	3066 522 R91	CONTACT, assy., (D.P.)
10	3066 817 R1	CABLE, (30")
11	3066 819 R1	WASHER, pedestal seating (H.R.)
12	3066 821 R1	WASHER, shakeproof
	3064 397 R1	RETAINER (5)
13	3066 520 R91	DOOR and REFLECTOR, assy. (comprising
	1 GASKET	700 447 R1
	1 GASKET	3064 396 R1
	1 REFLECTOR	3064 387 R91
	1 RETAINER	3064 397 R1
	1 LENS	705 777 R1)
	3066 813 R91	BODY, assy., cpte., L.H.
	3066 814 R91	BODY, assy., cpte., R.H. (each comprising
	1 CATCH	3064 399 R1
	1 NUT	3040 097 R1
	1 SCREW	3064 400 R1
	1 WASHER	3066 819 R1
	1 WASHER	3066 821 R1)



ELECTRICAL

Ref. No.	Part No.	DESCRIPTION
----------	----------	-------------

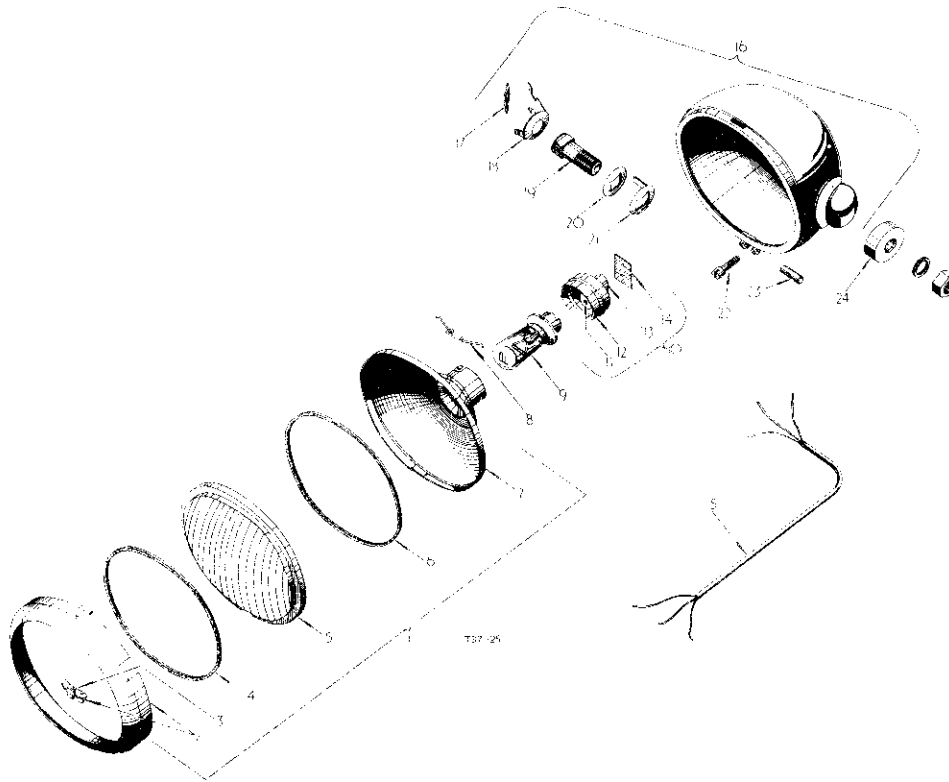
HEADLAMP (Attachment) (up to B-414/35082)



ELECTRICAL

Ref. No.	Part No.	DESCRIPTION
----------	----------	-------------

HEADLAMP (Attachment) up to B-414/25082 - contd.



707 891 R92	HEADLAMP, (12 V - 24 W) R.H. (Illustrated) (A)
707 890 R92	HEADLAMP, (12 V - 24 W) L.H. (B)
114 498	NUT, jam, hex., 5/8" UNF
115 553	WASHER, lock, internal tooth, 5/8"

8	702 476 R1	RETAINER, lens (5)
9	708 512 R91	BULB, 12 V - 24 W, pre-focus
10	708 511 R92	CABLE and CONTACT, assy. (comprising

1	708 515 R92	1 CABLE
2	708 518 R1	2 CONTACT
3	708 516 R1	1 HOLDER
4	708 521 R1	1 SHELL
5	708 517 R1	2 SPRING
6	708 519 R1	1 WASHER
7	707 838 R1)	1 WASHER

KEY TO UNITS

Letters of these units correspond with those following the description of the parts in the list below and identifies the unit for which the part is used. Items without letters after the description indicates the part is used for all units

1	708 510 R91	DOOR, and LENS, assy. (comprising
		1 DOOR 705 775 R91
		1 GASKET 702 475 R1
		1 GASKET 700 447 R1
		1 LENS 700 446 R1
		1 REFLECTOR 707 830 R91
		6 RETAINER 702 476 R1)
2	705 775 R91	DOOR and CATCH, w/CATCH 702 474 R1 assy.
3	702 474 R1	CATCH, door, bottom
4	700 447 R1	GASKET, (lens to door)
5	700 446 R1	LENS
6	702 476 R1	GASKET, (reflector to lens)
7	707 830 R91	REFLECTOR and BULB TUBE, assy.

11	708 518 R1	CONTACT (2)
12	708 521 R1	SHELL, bulb holder
13	708 516 R1	HOLDER, bulb
14	707 838 R1	WASHER, cable grip
15	708 515 R92	CABLE
16	706 400 R91	BODY and BOLT, assy., R.H. (Unit A)
	706 399 R91	BODY and BOLT, assy., L.H. (Unit B) (comprising
		1 BOLT 705 805 R1
		1 CLIP 702 467 R1
		1 NUT 702 472 R1
		1 RETAINER 705 803 R1
		2 SCREW 702 468 R1
		1 SCREW 702 478 R1
		1 STRIP 705 801 R1
		1 WASHER 705 802 R1)



ELECTRICAL

Ref. No.	Part No.	DESCRIPTION
----------	----------	-------------

HEADLAMP (Attachment) up to B-114/25082- contd.

17	702 467 R1	CLIP, cable
18	705 805 R1	RETAINER, bolt
	702 468 R1	SCREW, cable clip (2)
19	705 805 R1	BOLT, fixing
20	705 802 R1	WASHER, seating
21	705 801 R1	STRIP, earth
22	702 478 R1	SCREW, door
23	702 472 R1	NUT, barrel
24	705 785 R1	WASHER, cupped
	708 517 R1	SPRING (2)
	708 519 R1	WASHER, spacer



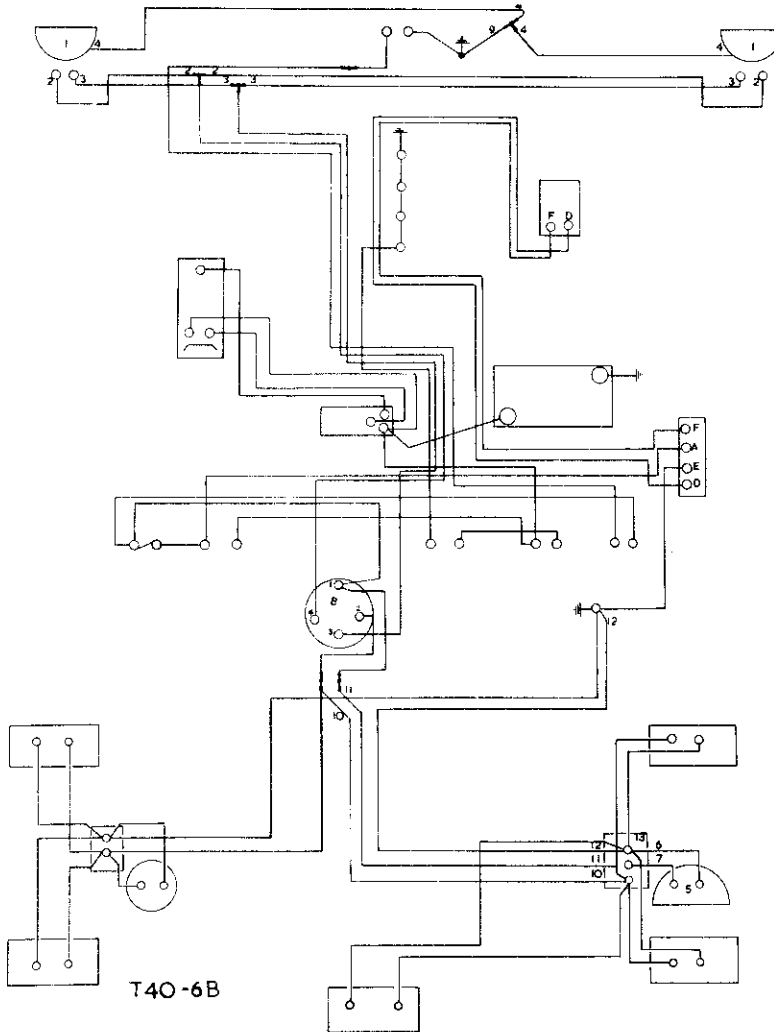
ELECTRICAL

Ref. No.	Part No.	DESCRIPTION
----------	----------	-------------

HEADLAMP (Attachment) up to B-114/25082 - contd.

HEADLAMP AND PLOUGHLAMP ATTACHMENT-Industrial Fenders

HEADLAMP AND PLOUGHLAMP ATTACHMENT-Industrial Fenders-contd.





ELECTRICAL

Ref. No.	Part No.	DESCRIPTION
HEADLAMP AND PLOUHLAMP ATTACHMENT - Industrial Fenders		
	3048 244 R91	ATTACHMENT, Head and Plough (* *)
1	3065 300 R91	HEADLAMP, 12 V - 24 W R.H.) (I. H. Red)
1	3065 304 R91	HEADLAMP, 12V - 24 W R.H.) (Fed. Yellow) optional
1	3065 302 R91	HEADLAMP, 12 V - 24 W L.H.) (I. H. Red)
1	3065 306 R91	HEADLAMP, 12 V - 24 W L.H.) (Fed. Yellow) optional each complete with cables
2		CABLE, light S/W terminal 3 to dip filament (Blue/Yellow)
3		CABLE, light S/W terminal 4 to main filament (Blue/White)
4		CABLE, lamp bulb to earth (Black)
5	3064 287 R91	LAMP, cpte., plough, 12 V - 24 W (see detail list) comprising :-
6		CABLE, earth to plough lamp (Black)
7		CABLE, light S/W to plough lamp (Red/White)
8	709 489 R92	SWITCH, lighting (see Instrument Panel, Instruments and Battery Carrier) (*)
9	706 130 R91	CABLE, headlamp to earth (Black)
	3042 101 R91	CABLE, main harness to R. H. terminal block (*) comprising :-
10		CABLE, light S/W to side and rear lights (Red)
11		CABLE, light S/W to plough lamp (Green)
12		CABLE, all rear lights and plough lamp to earth (Black)
13	708 782 R91	BLOCK, terminal, R.H. (3 way) (*)
	708 784 R1	NUT, lock, 6 BA (2) (*)
	708 783 R1	SCREW, mach., sltd-rd-hd., 6 BA x 7/8" (*)
	708 785 R1	WASHER, lock, 6 BA (*)
	3047 696 R11	BRACKET, cpte., head lamp (2)
	179 814	BOLT, hex-hd., 5/16" x 5/8" (2)
	102 634	NUT, hex., 9/16" (2)
	103 320	WASHER, lock, 5/16" (4)
	705 896 R1	CONNECTOR, 2 way
	3040 886 R91	CONDUIT, cpte., cable front (2) (*)
	3040 887 R91	CONDUIT, L.H. cpte., (*)
	3040 888 R91	CONDUIT, cpte., cable R.H. (*)
	709 232 R1	COVER, terminal (*)



ELECTRICAL

Ref. No.	Part No.	DESCRIPTION
HEADLAMP AND PLOUHLAMP ATTACHMENT -Industrial Fenders-contd.		
	704 138 R2	COVER, headlamp, bracket, R. H.
	704 137 R2	COVER, headlamp, bracket, L. H.
		CLIPS, cable (see detail list)
		MOUNTING, plough lamp (see detail list)
		(*) For tractors fitted with Rear Industrial Fender Attachment
		(* *) Items not required for tractors with "Road Traffic Lighting Attachment"
		NOTE: This attachment is applicable to both Petrol and Diesel Tractors.

BT-2C PARTS CATALOGUE

MCCORMICK INTERNATIONAL

B-414 TRACTOR

DIESEL AND PETROL MODELS

The black tabs shown on the right side of this page line up with the corresponding tabs in the catalogue.

This catalogue supersedes BT-2B which should be destroyed.

**INTERNATIONAL HARVESTER COMPANY
OF GREAT BRITAIN LIMITED**
259 CITY ROAD, LONDON, E.C.1

DIESEL ENGINE	1
PETROL ENGINE	2
ELECTRICAL SYSTEM	3
CHASSIS	4
HYDRAULIC ATTACHMENT	5
ATTACHMENT	6



C H A S S I S

I N D E X T O U N I T S

AXLE, front	20	HOOD and GRILLE, radiator (Diesel)	3
rear	35	HOUSING, clutch and connections	22
		HUB, front wheel	15
BOX, tool	36		
BRAKES, hand B-414/31374 Diesel		KNUCKLES, steering	18
and/4360 Petrol up ...	30		
BRAKES, foot and linkage		LOCK, differential	26
B-414/31374 Diesel			
and/4360 Petrol up ...	31	PACKAGE, disc brake, field ...	32
BRAKES, disc B-414/31374 Diesel		PACKAGES, transfer	38
and/4360 Petrol up ...	32	PANEL, scuttle (Diesel)	10
up to B-414/31373		(Petrol)	11
Diesel and/4359 Petrol up..	33	PIPE, downswept exhaust ... (Petrol)	7
		upswept exhaust ... (Diesel)	8
CASE, transmission	27	PIPES, fuel (Petrol)	12
CLEANER, air, upright ... (Diesel)		fuel and return ... (Diesel)	9
(A.C. Delco)	8		
CLEANER, air, upright		RADIATOR and CONNECTIONS ...	2
(Burgess)	7		
CLEANER, air, upright ... (Petrol)	8	SCUTTLE, fuel tank ... (Diesel)	10
CLUTCH, 11"	21	(Petrol)	11
CONTROL, governor ... (Diesel)	13	SEAT	37
(Petrol)	14	SHEET, hood guide ... (Diesel)	4
COVER, transmission case, front..	25	(Petrol)	5
		STEERING, mechanism	16
DIFFERENTIAL	28	SHIFTER, gear mechanism ...	25
FENDERS	6	TOOLS	36
FOOTPLATES	37		
		WHEEL, front	16
GAUGE, oil pressure ... (Diesel)	12	rear	16
GEARS, transmission and shafts ...	23		
GUN, grease	38		





C H A S S I S



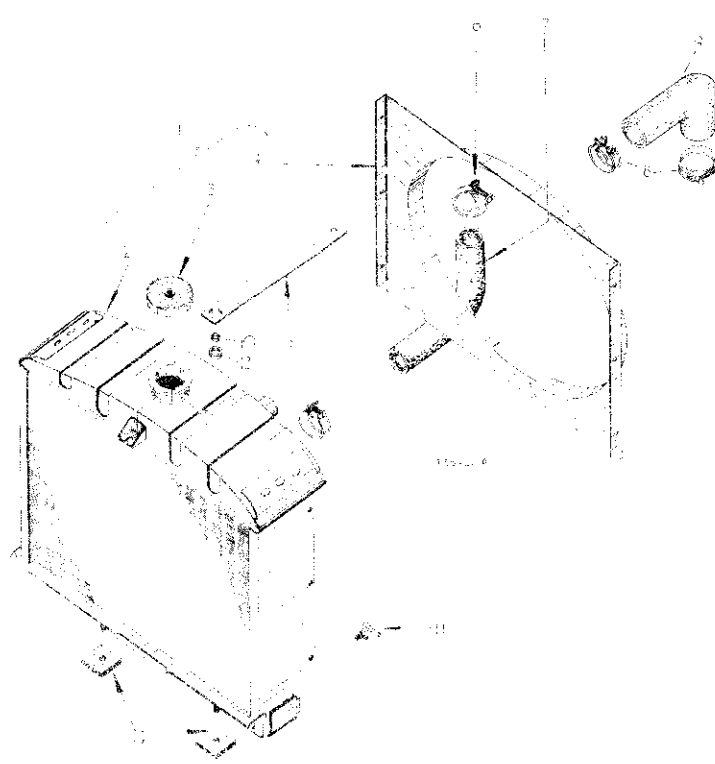
C H A S S I S

Ref. No.	Part No.	DESCRIPTION
----------	----------	-------------

Ref. No.	Part No.	DESCRIPTION
----------	----------	-------------

RADIATOR AND CONNECTIONS

RADIATOR AND CONNECTIONS- contd.



1	3044 993 R03	RADIATOR, w/PAN HOUSING and CAP. opte. (see drawing)
	1 C CAP	3044 970 R01
	1 C CLIP	3047 381 R1
	1 HOUSING	3047 975 R1
	1 NUT	108 824
	1 SCREW	151 307
	1 WASHER	3017 350 P1 (2)
	11 143 R1	BOLT, 7/16" x 3/4" sq-nk., str. (2)
	11 199	NUT, hex., 7/16" (2)
	11 265 D	SPRING, radiator hold down (2)
	11 302-VA	WASHER, 17/32" x 7/8" flat (2)
2	?	RADIATOR
	3044 330 R01	CAP, pressure filler
4	3047 979 R1	HOUSING, Ho.
	181 307	SETSCREW, 1/4" UNF x 1/8" long, mushroom hd. (6)
	108 824	NUT, hex., 1/4" UNF (6)
	3047 350 R1	WASHER, shakeproof (6)
5	3042 412 R3	BRACE, radiator (*)
	170 238	BOLT, hex.-hd., 3/8" x 3/8"
	102 836	NUT, hex., 3/8"
	103 321	WASHER, lock, 3/8"
	102 341	WASHER, plain, 3/8"

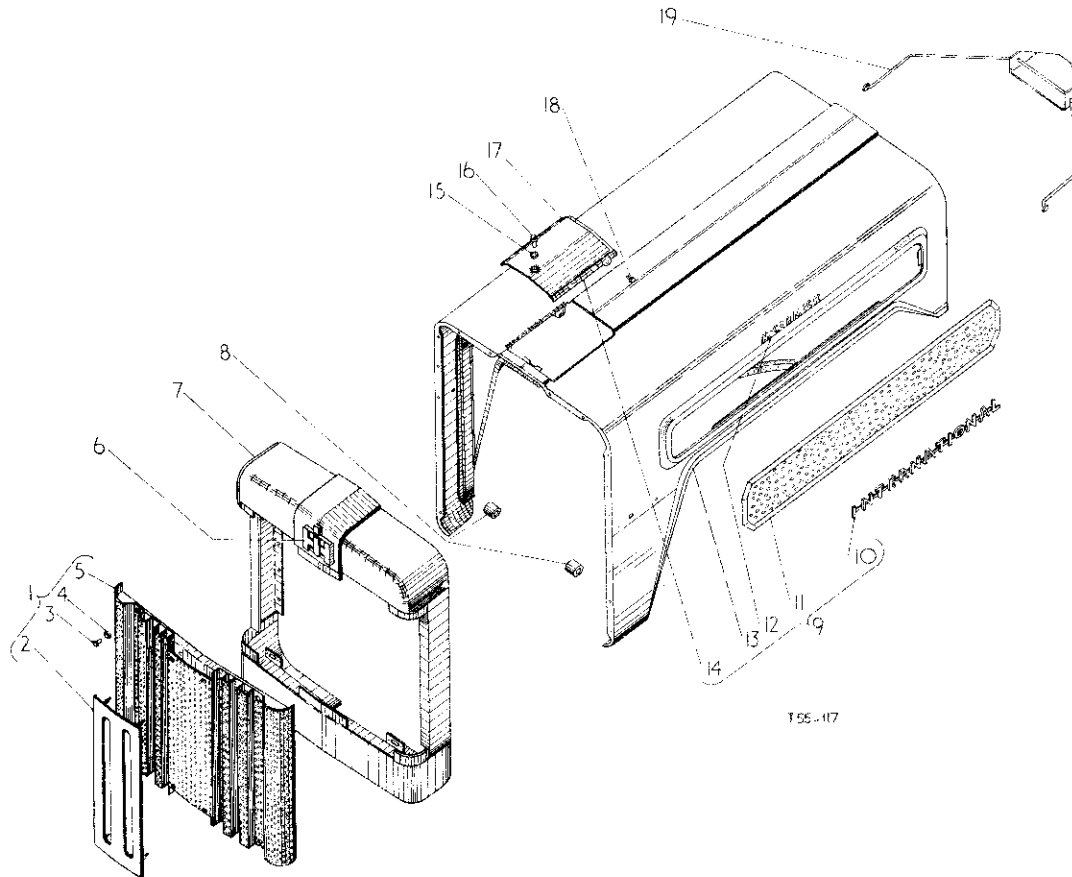
6	766 934 R01	CLAMP, radiator outer hose (1-3/4") (2)
7	3044 909 R1	PIPE, radiator outlet
8	3040 748 R01	CLAMP, 3" radiator inlet hose up to B-414/30924
8	3042 309 R01	CLAMP, 2" radiator inlet hose (2) B-414/30925 up
9	3065 120 R1	HOSE, radiator inlet B-414/30926 up
9	3042 411 R2	HOSE, radiator inlet up to B-414/30924
10	3064 341 R1	BUSH, radiator brace
11	108 934	COCK, drain, type A, 1/4" (Optional)
11	307 868 R02	COCK, drain, radiator ()
12	704 284 R2	PAD, radiator (2)
13	3064 340 R1	RING, rectangular section
	3017 381 R1	CLIP, overflow pipe (2)
		3 Not supplied separately
		(*) On orders for BRACE 3042 412 R2 order R3 w/BUSH 3064 341 R2, RING 3064 340 R1, BOLT 170 238 and WASHER 103 321



C H A S S I S

Ref No	Part No.	DESCRIPTION
--------	----------	-------------

RADIATOR HOOD AND GRILLE (DIESEL)



1	3047 331 R91	PANEL, cpte. radiator grille, mesh comprising :-
2	3047 333 R11 120 375 120 380	PANEL, cpte., fixed centre NUT, hex., cadmium plated, 1/4" (4) WASHER, lock, cadmium plated, 1/4" (4)
3	3047 334 R1	FASTENER, (DZUS) (4)
4	3047 335 R1	GROMMET (4)
5	3047 332 R91	PANEL, assy., radiator grille, mesh
6	704 143 R4 3040 851 R1	PLATE, I.H. monogram CLIP (2)
7	3044 091 R91	FRAME, assy., radiator grille comprising :-
	3044 095 R1	RIVET, pop (5)
	3044 091 R1	SPRING (4)
	3064 777 R1	WASHER, special (8)



C H A S S I S

Ref. No.	Part No.	DESCRIPTION
----------	----------	-------------

RADIATOR HOOD AND GRILLE (DIESEL)- contd.

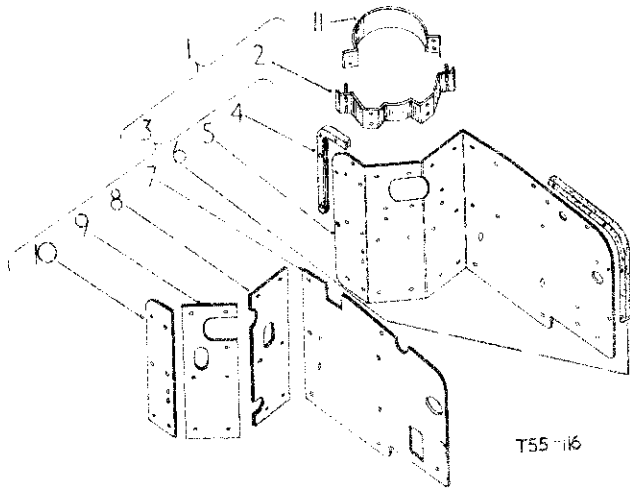
8	704 135 R1 181 395 103 322 615 063 R1	SPACER, hood pivot (2) BOLT, hex-hd., 7/16" UNF x 1" WASHER, lock, 7/16" (2) WASHER, flat, 15/32" I.D. x 7/8" O.D. x 16 ga. (2)
9	3066 652 R91 3063 187 R92	HOOD and NAMEPLATE, assy. cpte. (Domestic) HOOD and NAMEPLATE, assy. cpte. (Export) comprising :-
10	3042 024 R1 709 475 R1 3040 850 R2	NAMEPLATE, "International" (2) PLATE, back (3) RIVET, pop (6)
11	3063 182 R91	PANEL, cpte. side mesh (2)
12	704 133 R3 3040 850 R2	NAMEPLATE, "McCormick" (2) RIVET, pop (4)
13	3063 188 R92	HOOD, w/GUIDE 3047 343 R12 and GUIDE 3047 344 R12 cpte. (Export)
13	3066 653 R91	HOOD, w/GUIDE 3047 343 R12 and GUIDE 3047 344 R12 cpte. (Domestic)



C H A S S I S

Ref. No.	Part No.	DESCRIPTION
RADIATOR HOOD AND GRILLE (DIESEL)- contd.		
14	3047 308 R11	PANEL, cpte., radiator access comprising :-
15	3047 340 R1	GROMMET
16	3047 339 R1	FASTENER
17	3047 388 R1	PANEL, radiator access
18	3047 341 R1 3047 342 R1	PIN, pivot (2) CLIP, retainer (2)
	134 582 121 839	NUT, mach., screw, sq., No. 6 (12) SCREW, mach., std., rd. hd., No. 6 x 5/16" (18)
19	704 144 R21 179 835 187 988 103 321	STAY, assy., hood BOLT, hex-hd., 3/8" x 5/8" PIN, cotter, 3/16" x 1-1/4" (2) WASHER, lock, 3/8"
	3047 343 R12 3047 344 R13	GUIDE, L.H., hood stay up to B-414/15515 GUIDE, R.H., hood stay B-414/31777 up
	707 457 R1 707 458 R1	PLUG, 3/8", rubber blanking (2) PLUG, 3/8", rubber blanking (2)

HOOD GUIDE SHEET (Diesel)



C H A S S I S

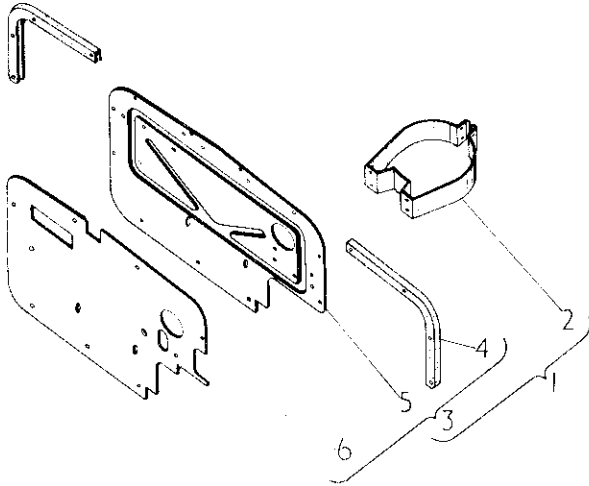
Ref. No.	Part No.	DESCRIPTION
HOOD GUIDE SHEET (Diesel)- contd.		
1	3045 090 R94	PLATE, w/AIR CLEANER SUPPORT BRACKET assy., cpte. hood guide (comprising
		1 BRACKET 3045 092 R11 1 PLATE 3045 091 R91 4 RIVET 104 094)
	179 838 179 817 103 321 103 320 106 261	BOLT, hex-hd., 3/8" x 7/8" (2) BOLT, hex-hd., 5/16" x 7/8" (2) WASHER, lock, 3/8" (2) WASHER, lock, 5/16" (2) WASHER, plain, 5/16" (2)
2	3045 092 R11 104 094	BRACKET, cpte., air cleaner support RIVET, solid, butt. hd., 5/16" x 1/2" (4)
3	3045 091 R94	PLATE, cpte., hood guide comprising :-
4	3045 098 R1 135 808 Q 102	BEADING, hood guide plate RIVET, tub. oval hd., 3/16" x 19/32" (3) WASHER, plain, 3/16" I.D. x 1/2" O.D. x 16 ga. (3)
5	3045 093 R4 18 540 R1	PLATE, hood guide RIVET, tub. oval hd., 1/4" x 3/8" (26)
5	704 148 R4 135 808 Q 102	BEADING, hood guide plate RIVET, tub. oval hd., 3/16" x 19/32" (4) WASHER, plain, 3/16" I.D. x 1/2" O.D. x 16 ga. (4)
7	3045 094 R4	SHEET, hood guide plate, asbestos
8	3045 096 R2	SHEET, hood guide plate, asbestos
9	3045 095 R2	SHEET, hood guide plate, asbestos
10	3045 097 R1	SHEET, hood guide plate, asbestos
11	3045 099 R1 114 502 103 320 706 225 R2 179 838 102 035 103 321	STRAP, air cleaner support NUT, hex., 3/16" UNF (4) WASHER, lock, 5/16" (4) BRACKET, hood guide plate BOLT, hex-hd., 3/8" x 1" NUT, hex., 3/8" WASHER, lock, 3/8"



C H A S S I S

Ref. No.	Part No.	DESCRIPTION
----------	----------	-------------

HOOD GUIDE SHEET (Petrol)



T 55-115

1	3068 979 R91	PLATE, w/air cleaner bracket opte., assy. hood guide B-414/5886 up (comprising 1 BRACKET 3045 018 R2 1 GROMMET 112 734 1 PLATE 3068 980 R91 4 RIVET 104 094)
1	3045 016 R91	PLATE, w/air cleaner bracket, hood guide up to B-414/5885 (comprising 1 BRACKET 3045 018 R2 1 GROMMET 112 734 1 PLATE 3045 017 R91 4 RIVET 104 094)
	105 616	NUT, sq. mach., screw, 5/16" (2)
	105 604	NUT, sq., mach., screw, 1/4" (2) up to B-414/2049
	117 293	SCREW, mach., sltd., fil-hd., 5/16" x 1" (2)
	114 357	SCREW, mach., sltd., fil-hd., 1/4" x 1" (2) up to B-414/2049
2	3045 018 R2 104 904	BRACKET, air cleaner support (*) RIVET, solid, but-hd., 5/16" x 3/8" (4)



C H A S S I S

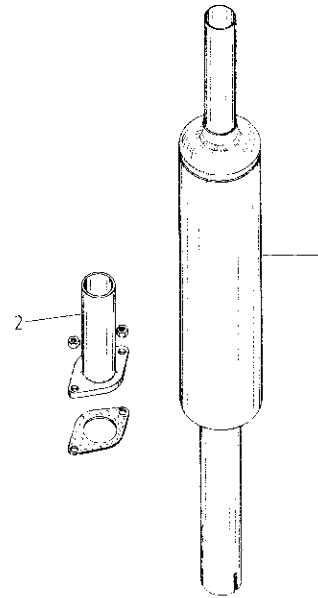
Ref. No.	Part No.	DESCRIPTION
----------	----------	-------------

HOOD GUIDE SHEET (Petrol) contd.

3	3068 980 R91	PLATE, hood guide assy., B-414/5886 up
3	3045 017 R91	PLATE, hood guide assy., up to B-414/5885 comprising :-
4	704 148 R4 135 808	BEADING, hood guide plate (2) RIVET, tub., oval-hd., 3/16" x 19/32" (8)
	Q 102	WASHER, 3/16" x 1/2" x 18 ga.(8)
5	3045 019 R1	PLATE, hood guide
6	3068 981 R1	SHEET, asbestos, hood guide plate B-414/5886
6	3045 020 R1	SHEET, asbestos, hood guide plate up to B-414/5885
	18 540 R1	RIVET, tub., oval-hd., 1/4" x 3/8" (9)
	112 734	GROMMET, rubber

(*) On orders for 3045 018 R1 furnish 3045 018 R2 w/SCREW 117 293 and NUT 105 616

UPSWEPT EXHAUST PIPE



T 55-142

1	704 616 R95	SILENCER, cpte. exhaust)
1	707 713 R92	SILENCER, cpte. exhaust) Optional
1	751 779 R91	SILENCER, cpte. exhaust)
2	704 614 R31 20 229 D 163 321	PIPE, cpte. exhaust (manifold to silencer) NUT, exhaust pipe flange (2) WASHER, lock, 3/8" (2)
3	704 613 R1	GASKET, exhaust pipe flange



C H A S S I S

Ref. No.	Part No.	DESCRIPTION
----------	----------	-------------

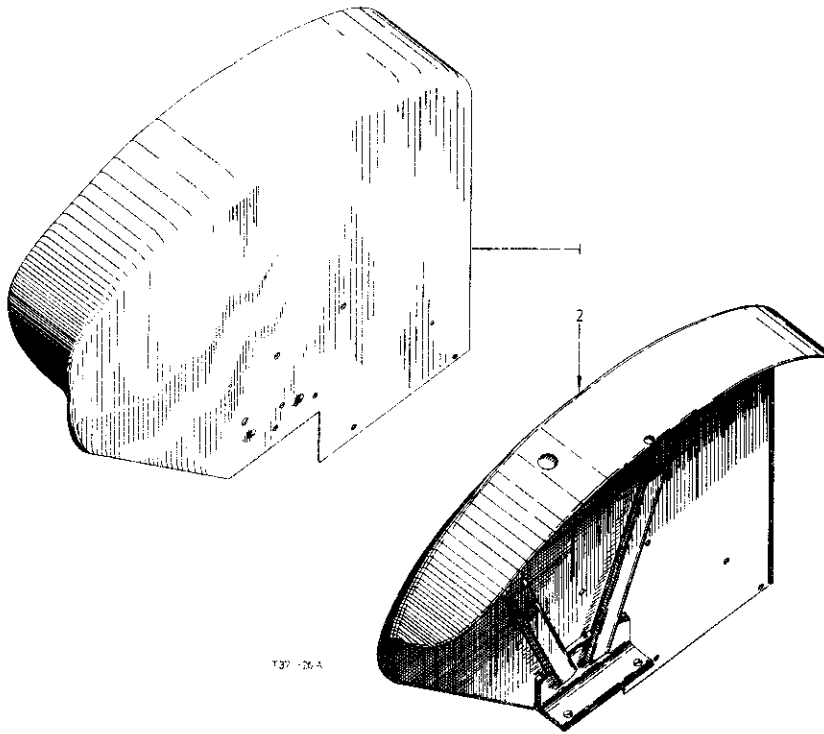
FENDERS



C H A S S I S

Ref. No.	Part No.	DESCRIPTION
----------	----------	-------------

FENDERS- contd.



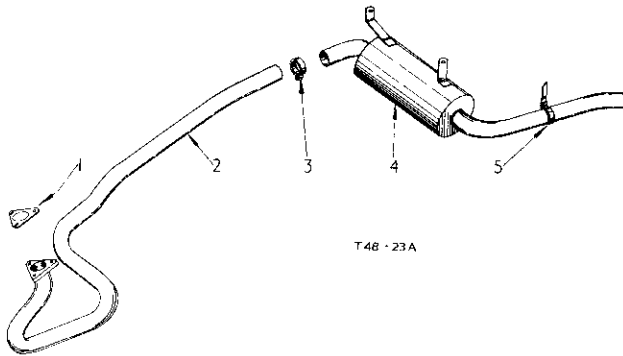
1	366 637 R91	FENDER, w/two RIVETS 104 112 Assy., cpte., L.H. rear wheel (Domestic)
1	704 643 R94	FENDER, w/two RIVETS 104 112 Assy., cpte., L.H. rear wheel (Export)
	104 112	RIVET, solid, butt-hd., 3/8" x 7/8" (2)
	271 562	BOLT, hex-hd., 5/8" x 2" (2)
	102 639	NUT, 5/8" hex., (2)
Q	1 697	WASHER, plain, 13/32" x 3/4" x 16 ga.
2	366 638 R91	FENDER, w/two RIVETS 104 112 Assy., cpte., R.H. rear wheel (Domestic)
2	704 644 R96	FENDER, w/two RIVETS 104 112 Assy., cpte., R.H. rear wheel (Export)
	104 112	RIVET, solid, butt-hd., 3/8" x 7/8" (2)
	271 562	BOLT, hex-hd., 5/8" x 2" (2)
	102 639	NUT, 5/8" hex., (2)
Q	1 697	WASHER, plain, 13/32" x 3/4" x 16 ga.



C H A S S I S

Ref. No.	Part No.	DESCRIPTION
----------	----------	-------------

DOWN SWEEP EXHAUST PIPE (PETROL)



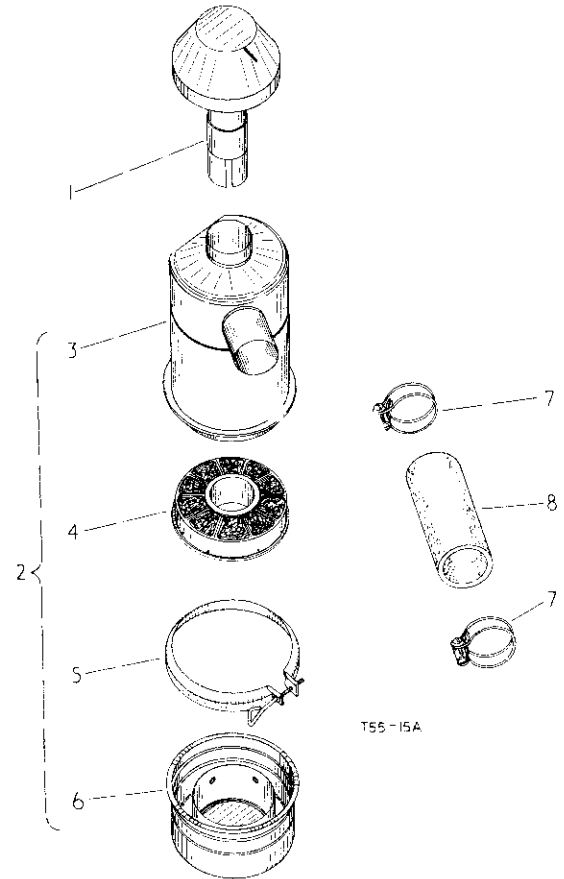
1	3060 566 R1	GASKET, exhaust pipe flange BC-144/2001 up
1	704 613 R1	GASKET, exhaust pipe flange up to BC-144/2000
2	3045 285 R93	PIPE, cpte. manifold to silencer exhaust up to BC-144/2000
2	3060 567 R92	PIPE, cpte. manifold to silencer exhaust BC-144/2001 up
3	704 621 R1	CLAMP, exhaust pipe
	179 841	BOLT, hex-hd., 3/8" x 1-1/4"
	102 635	NUT, hex-hd., 3/8"
	103 321	WASHER, lock, 3/8"
4	3047 572 R92	SILENCER, cpte. exhaust
	179 839	BOLT, hex-hd., 3/8" x 1" (2)
5	705 449 R1	CLAMP, muffler outlet pipe support
	179 838	BOLT, hex-hd., 3/8" x 7/8"
	102 635	NUT, hex., 3/8"
	103 321	WASHER, lock, 3/8"
	20 229 D	NUT, exhaust pipe flange (2) up to BC-144/2254
	103 321	WASHER, lock, 3/8" (2)
	179 839	BOLT, hex-hd., 3/8" x 1" (3) BC-144/2255 up
	103 321	WASHER, lock, 3/8" (3)



C H A S S I S

Ref. No.	Part No.	DESCRIPTION
----------	----------	-------------

UPRIGHT AIR CLEANER (BURGESS)



1	3045 311 R92	PRE-CLEANER, air
2	3045 310 R92	AIR CLEANER, cpte. comprising :-
3	3048 257 R91	BODY, air cleaner
4	3048 258 R91	ELEMENT, air cleaner
5	3043 642 R91	BAND, assy. clamp
6	3048 259 R2	BASE, oil
7	705 933 R91	CLAMP, 2-5/16" air cleaner hose (2)
8	3045 312 R1	HOSE, air cleaner manifold inlet up to B-414/21832
8	3063 374 R1	HOSE, air cleaner manifold inlet B-414/21833 up



C H A S S I S

Ref. No.	Part No.	DESCRIPTION
----------	----------	-------------

AIR CLEANER (A. C. DELCO)

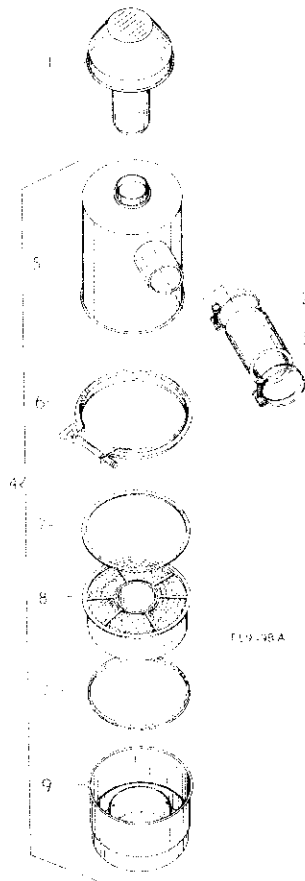


FIG. 48 A



C H A S S I S

Ref. No.	Part No.	DESCRIPTION
----------	----------	-------------

UPRIGHT AIR CLEANER AND CONNECTIONS (PETROL)

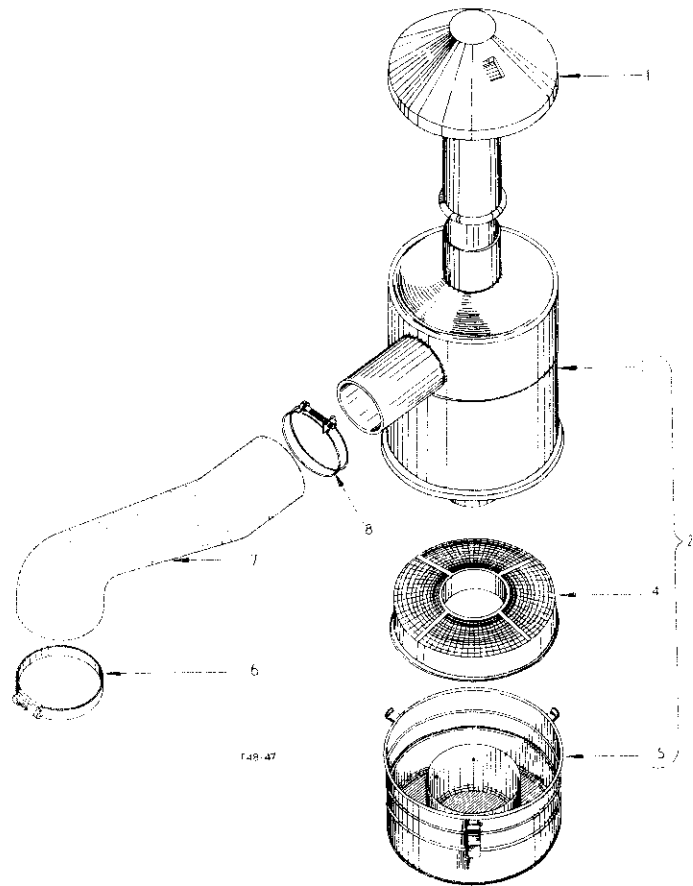


FIG. 47

1	3003 240 R01	PRE-CLEANER, air	B-414/31988 up
2	705 803 R01	CLAMP, 2-5/16" air cleaner hose (5)	
3	3045 312 R1	HOSE, air cleaner inlet manifold	
4	3063 274 R1	HOSE, air cleaner inlet manifold	B-414/31873 up
5	3003 241 R01	CLEANER, oil bath air	B-414/31988 up
		comprising :-	
6	3066 897 R01	SHELL and ELEMENT, assy.	
7	3036 899 R01	CLAMP, assy	
8	3006 898 R1	GASKET (2)	
9	3006 900 R1	ELEMENT, lower	
10	3066 896 R01	BATH, assy oil	

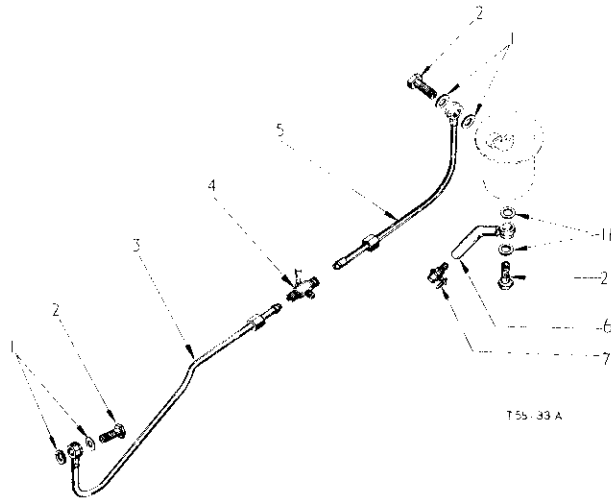
1	706 950 R02	PRE-CLEANER, air	
2	3045 323 R01	CLEANER, opte air	comprising :-
3	3047 244 R01	BODY, air cleaner	
4	3042 601 R02	ELEMENT, air cleaner	
5	3041 672 R01	BASE, air cleaner	
6	3045 326 R01	CLAMP, 2-9/16" air cleaner hose) Optional
7	3063 135 R01	CLIP, hose	
8	3045 325 R1	CONNECTION, air cleaner inlet manifold	
9	706 082 R01	CLAMP, 2-5/16" air cleaner hose	B-414/3147 up
10	705 933 R01	CLAMP, 2-5/16" air cleaner hose	up to B-414/3446



C H A S S I S

Ref. No.	Part No.	DESCRIPTION
----------	----------	-------------

PIPES - FUEL AND RETURN



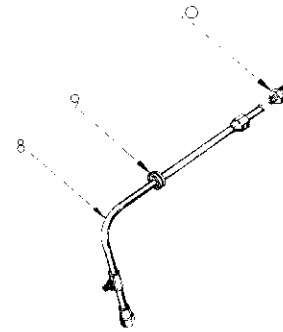
1	708 297 R1	WASHER, banjo bolt (6)
2	708 296 R1	BOLT, banjo (3)
3	3064 514 R91	PIPE, cpte., tap to pump fuel
4	3064 222 R91	TAP, cpte., fuel
5	3047 278 R91	PIPE, cpte., trap to tap fuel
6	3045 330 R1i	PIPE, cpte., water drain
7	3045 339 R91	DRAIN COCK
8	3043 914 R91	RETURN, cpte., fuel
9	704 700 R1	GROMMET, fuel return pipe
10	704 701 R1	UNION, fuel tank and fuel return pipe
11	3049 468 R1	WASHER, banjo bolt (2)
	704 695 R1	CLIP, fuel pipe
	708 117 R1	CLIP, cable (fuel pipes, tank to pump)
	841 432 R1	CLIP, fuel injection pipe (2)
	841 433 R1	PAD, injection pipe clip
	703 700	LOCKNUT, nyloc, No. 12 ANC
	100 780	SCREW, No. 12-24 x 7/8" machine
	52 728 D	CUSHION, fuel pipe



C H A S S I S

Ref. No.	Part No.	DESCRIPTION
----------	----------	-------------

PIPES FUEL AND RETURN - contd.





C H A S S I S



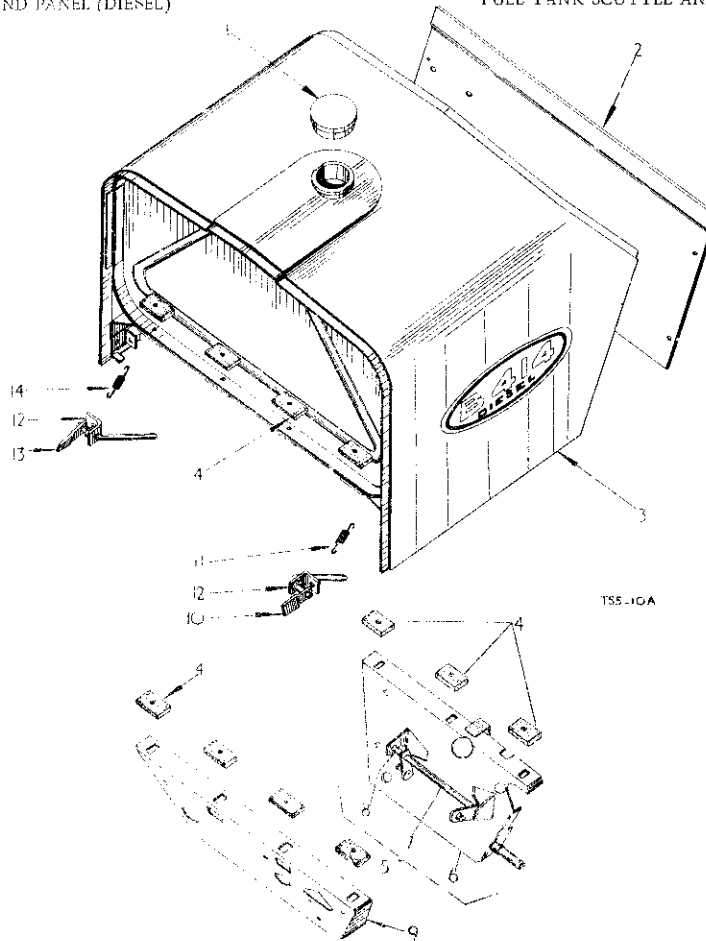
C H A S S I S

Ref. No.	Part No.	DESCRIPTION
----------	----------	-------------

Ref. No.	Part No.	DESCRIPTION
----------	----------	-------------

FUEL TANK SCUTTLE AND PANEL (DIESEL)

FUEL TANK SCUTTLE AND PANEL (DIESEL)- contd.



1	707 822 R93	CAP, fuel tank filler
2	3066 383 R11	PANEL, cpte. scuttle B-414/38025 up
2	3064 223 R11	PANEL, cpte. scuttle (*) up to B-414/38024
	704 444 R2	SCREW, rd hd., 1/4" BSW x 1/2" (1)
	701 445 R1	NUT, spire speed, 1/4" BSW (4)
3	3043 878 R91	SCUTTLE, w/CAP 707 822 R93 fuel tank
	179 792	BOLT, hex-hd., 1/4" x 1-1/4" (5)
		up to B-414/8134
	179 800	BOLT, hex-hd., 1/4" x 1-3/8" (7)
		B-414/8195 up
	3044 455 R1	NUT, fuel tank (*)
	700 281 R1	WASHER, lock, hold down bolt (7)
4	704 526 R2	PAD, fuel tank support rubber (14)
5	3040 211 R95	SUPPORT, w/SHAFT 795 207 R92,
		SUPPORT 3066 384 R11, and SPACER
		705 255 R2 cpte. rear scuttle
	179 687	BOLT, hex-hd., 7/16" x 7/8" (2)
	103 322	WASHER, 7/16" lock (2)
6	705 319 R41	SUPPORT, cpte. rear scuttle (**)
6	3066 384 R11	SUPPORT, cpte. rear scuttle B-414/38025 up
7	706 207 R92	SHAFT, governor control cross
8	792 952 R2	SPACER
9	3043 887 R95	SUPPORT, cpte. front scuttle
	179 837	BOLT, hex-hd., 1/16" x 7/8" (2)
	102 322	WASHER, 7/16" lock (2)

10	704 522 R12	LATCH, cpte. L. H. hood
	107 761	PIN, 1/16" x 5/8" cotter
Q	397	WASHER, flat, 11/32" I.D. x 3/4" O.D. x 16 ga.
11	704 526 R1	SPRING, L. H. hood latch
12	704 525 R1	BRACKET, hood latch (2)
	113 956	SCREW, 1/4" x 5/8" mach. slotted hd. (2)
	109 084	NUT, hex., 1/4" (2)
	103 319	WASHER, 1/4" lock (2)
13	704 523 R12	LATCH, cpte. R. H. hood
	107 761	PIN, 1/16" x 5/8" cotter
Q	397	WASHER, flat, 11/32" I.D. x 3/4" O.D. x 16 ga.
14	795 591 R1	SPRING, R. H. hood latch
	3041 388 R1	GASKET, fuel tank filler cap (As req'd)
	1026 396 R2	TRANSFER, B-414 DIESEL (2)

(*) Order 3066 383 R11 w/3066 380 R1, 3066 381 R1, 3066 382 R1 & 3066 385 R1

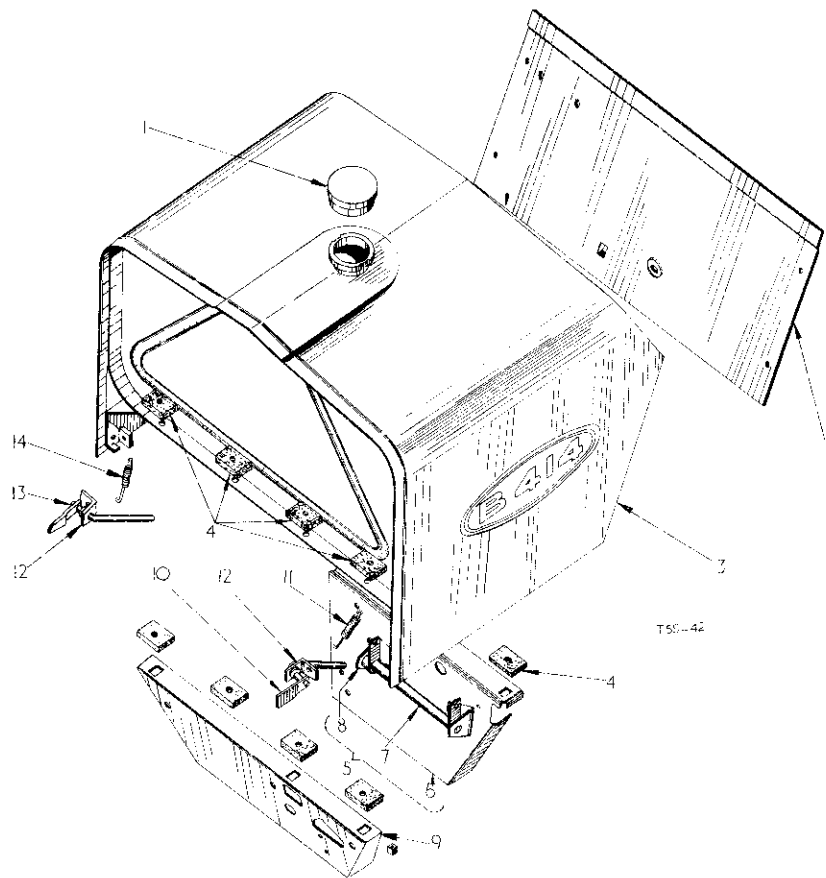
(**) Order 3066 384 R11 w/3066 380 R1, 3066 381 R1 & 3066 382 R1 (Domestic only)



C H A S S I S

Ref. No.	Part No.	DESCRIPTION
----------	----------	-------------

FUEL TANK SCUTTLE AND PANEL (PETROL)



1	707 822 R93	CAP, fuel tank filler
2	3044 065 R11	PANEL, cpte. scuttle
	704 444 R2	SCREW, 1/4" BSW x 1/2" rd-hd. (4)
	704 445 R1	NUT, 1/4" BSW speed spire (4)
3	3044 054 R91	SCUTTLE, w/CAP 707 822 R93 fuel tank
	179 799	BOLT, 1/4" x 1-1/4" hex-hd. (7) up to B-414/1177
	179 800	BOLT, 1/4" x 1-3/8" hex-hd. (7) B-414/1178 up
	3044 455 R1	NUT, fuel tank (7)
	706 281 R1	WASHER, hold down bolt lock (7)
4	704 520 R2	PAD, fuel tank support rubber (14)
5	3044 059 R93	SUPPORT, w/SHAFT 3044 060 R92, SUPPORT 3066 384 R1, and SPACER
	703 952 R2	cpte. rear scuttle
	179 857	BOLT, 7/16" x 7/8" hex-hd. (2)
	103 322	WASHER, 7/16" lock (2)
6	3066 384 R1	SUPPORT, cpte. rear scuttle
7	3044 060 R92	SHAFT, governor control cross
8	703 952 R2	SPACER



C H A S S I S

Ref. No.	Part No.	DESCRIPTION
----------	----------	-------------

FUEL TANK SCUTTLE AND PANEL (PETROL)- contd.

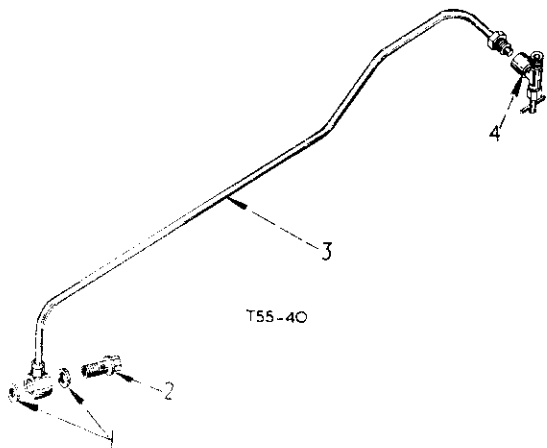
9	3044 058 R92	SUPPORT, cpte. front scuttle
	179 857	BOLT, 7/16" x 7/8" hex-hd. (2)
	103 322	WASHER, 7/16" lock (2)
10	704 522 R12	LATCH, cpte. hood
	107 761	PIN, 1/16" x 5/8" cotter
	Q 397	WASHER, 11/32" I.D. x 3/4" O.D. x 16 ga. plain
11	704 526 R1	SPRING, L.H. hood latch
12	704 525 R1	BRACKET, hood latch (2)
	113 956	SCREW, 1/4" x 5/8" sltd-hd. mach. (2)
	109 084	NUT, 1/4" hex. (2)
	103 319	WASHER, 1/4" lock (2)
13	704 523 R12	LATCH, cpte. R.H. hood
	107 761	PIN, 1/16" x 5/8" cotter
	Q 397	WASHER, 11/32" I.D. x 3/4" O.D. x 16 ga. plain
14	706 591 R1	SPRING, R.H. hood latch
	3041 388 R1	GASKET, fuel tank filler cap (As req'd)
	1026 397 R2	TRANSFER, B-414 (2)



C H A S S I S

Ref. No.	Part No.	DESCRIPTION
----------	----------	-------------

FUEL PIPES (PETROL)



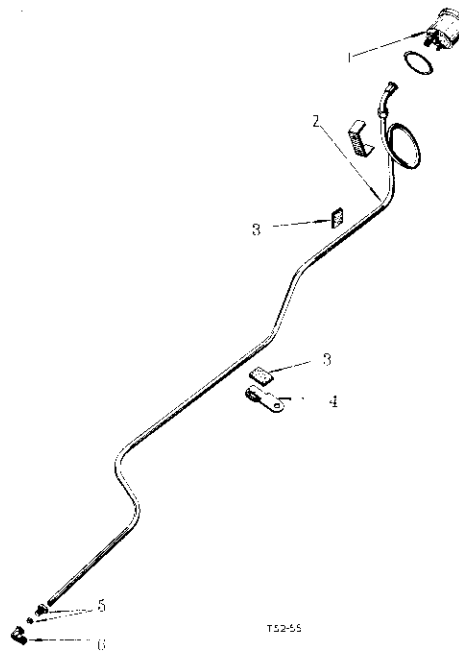
1	708 297 R1	WASHER, banjo bolt (2)
2	708 296 R1	BOLT, banjo
3	3040 898 R51	PIPE, cpte. fuel (tap to pump)
4	3040 827 R31 118 752	VALVE, fuel tank - needle CONNECTOR, flared tube



C H A S S I S

Ref. No.	Part No.	DESCRIPTION
----------	----------	-------------

OIL PRESSURE GAUGE (DIESEL)



1	709 166 R91	GAUGE, oil pressure
2	3040 385 R91	PIPE, w/NUT 3041 151 R11 engine to pressure gauge oil (As req'd)
3	52 728 D	CUSHION, oil pipe clip (2)
4	708 115 R1	CLIP, oil pipe - front
5	3041 151 R11	NUT, oil pipe coupling
6	3040 386 R1	ELBOW, oil pipe to engine



C H A S S I S

Ref. No.	Part No.	DESCRIPTION
----------	----------	-------------

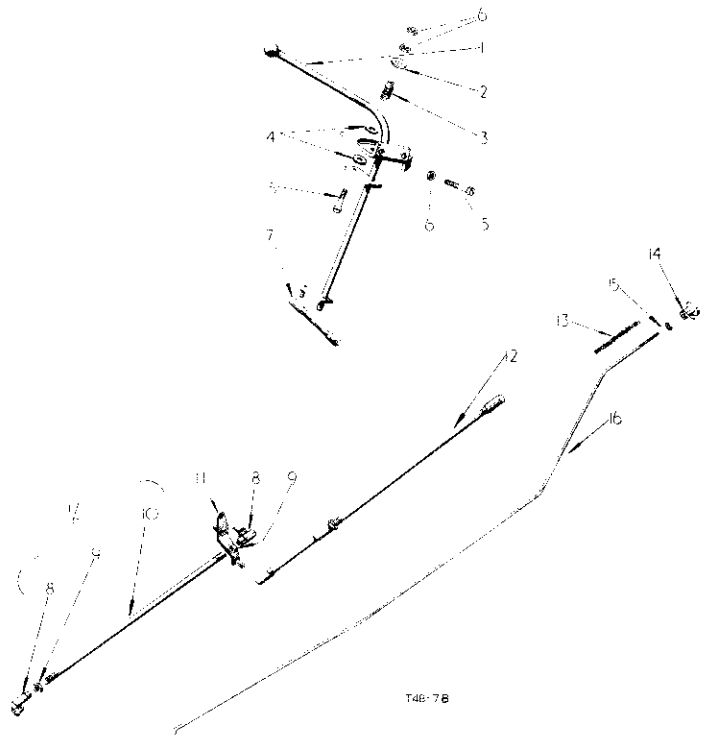


C H A S S I S

Ref. No.	Part No.	DESCRIPTION
----------	----------	-------------

GOVERNOR CONTROLS (DIESEL)

GOVERNOR CONTROLS (DIESEL)- contd.



1	708 432 R99 179 791 103 319 103 339	CONTROL, cpte. governor BOLT, 1/4" x 1/2" hex-hd. (2) WASHER, 1/4" lock (2) WASHER, 9/32" I.D. x 5/8" O.D. x 16 ga. plain (2)
2	3047 325 R1	WASHER, governor control B-414/20776 up
3	3047 323 R1	SPRING, governor control friction
4	704 681 R2	WASHER, governor control friction (2)
5	225 506	SCREW, 1/4" UNF x 1-1/2" mach. std. fil-hd. (2)
6	114 492	NUT, 1/4" UNF hex. jam (3)
	517 194 R1	PIN, 1/4" x 1-3/8" long headed std. up to B-414/20775
	103 383	PIN, 1/8" x 1/2" cotter See NOTE: 1
7	708 431 R92	ROD, cpte. control to cross shaft comprising :-
	3068 537 R1 114 501 3068 538 R1	END, control rod (2) NUT, 1/4" jam hex. (2) ROD, control to cross shaft
8	3043 081 R91	JOINT, ball (2)
9	114 492 103 339	NUT, 1/4" UNF jam hex (2) WASHER (2)
10	708 647	ROD, bellcrank to governor control
11	708 327 R21 107 761 103 341	CRANK, cpte. governor control rod bell PIN, 1/16" x 3/8" cotter WASHER, 13/32" I.D. x 13/16" O.D. x 16 ga. plain

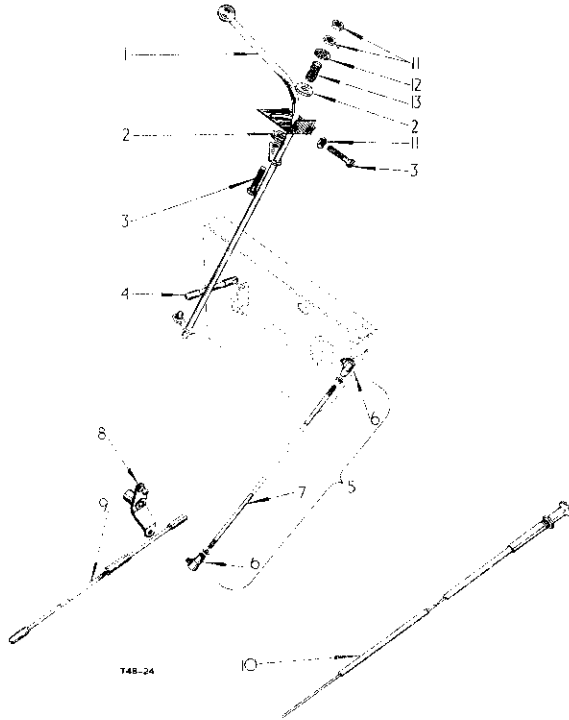
12	706 209 R92	ROD, cpte. cross shaft to bellcrank control comprising :-
	3068 537 R1 114 501 3068 538 R1	END, control rod (2) NUT, 1/4" jam hex. (2) ROD, cross shaft to bellcrank control
13	3043 915 R1	SPRING, fuel shut-off control rod return up to B-414/38024
13	3066 382 R1	SPRING, fuel shut-off control rod return B-414/38025 up
14	3043 499 R1	KNOB, control rod fuel shut-off (order 3066 381 R1)
14	3066 381 R1	KNOB, control rod fuel shut-off
15	706 216 R1	NUT, 2 BA hex.
16	3043 911 R1	ROD, fuel shut-off control (See NOTE 2) up to B-414/38024
16	3066 380 R1	ROD, fuel shut-off control B-414/38025 up
	103 361 446 160	PIN, 1/16" x 1/2" cotter (2) WASHER, 7/32" I.D. x 7/16" O.D. x 16 ga. plain (2)
	708 647 R12	ROD, w/two JOINTS 3043 081 R91, two NUTS 114 492 and ROD 708 647 R1 cpte. bellcrank to governor
	114 492 103 319	NUT, 1/4" UNF jam hex. (2) WASHER, 1/4" lock (2)
		NOTE 1 Order WASHER 3047 325 R1, SCREW 225 506 and two NUT 114 492
		NOTE 2 Order 3066 380 R1 w/3066 381 R1, 3066 382 R1 abd 3066 385 R1



C H A S S I S

Ref. No.	Part No.	DESCRIPTION
----------	----------	-------------

GOVERNOR CONTROLS (PETROL)



1	3045 349 R91 179 791 103 339 103 319	CONTROL, cpte., governor BOLT, hex-hd., 1/4" x 1/2" (2) WASHER, 9/32" x 5/8" x 16 ga. plain, (2) WASHER, lock, 1/4" (2)
2	3047 324 R1	WASHER, governor control friction (2)
3	225 506	SCREW, mach., fill-hd., 1/4" UNF x 1-1/2" (2)
4	768 431 R92 3068 537 R1 114 501 3068 539 R1	ROD, cpte., control to cross shaft comprising :- END, control rod (2) NUT, jam, hex., 1/4" (2) ROD, control to cross shaft
5	3045 032 R11	ROD, cpte., bellcrank to cross shaft comprising :-
6	3043 081 R91	JOINT, ball (2)
7	3045 032 R1 114 492 103 319	ROD, control NUT, 1/4" UNF jam., hex., (2) WASHER, lock, 1/4" (2)
8	3045 035 R11 107 751 103 341	CRANK, cpte., hand control, bell PIN, 1/16" x 5/8" cotter WASHER, 13/32" x 13/16" x 16 ga. plain



C H A S S I S

Ref. No.	Part No.	DESCRIPTION
----------	----------	-------------

GOVERNOR CONTROLS (PETROL)- contd.

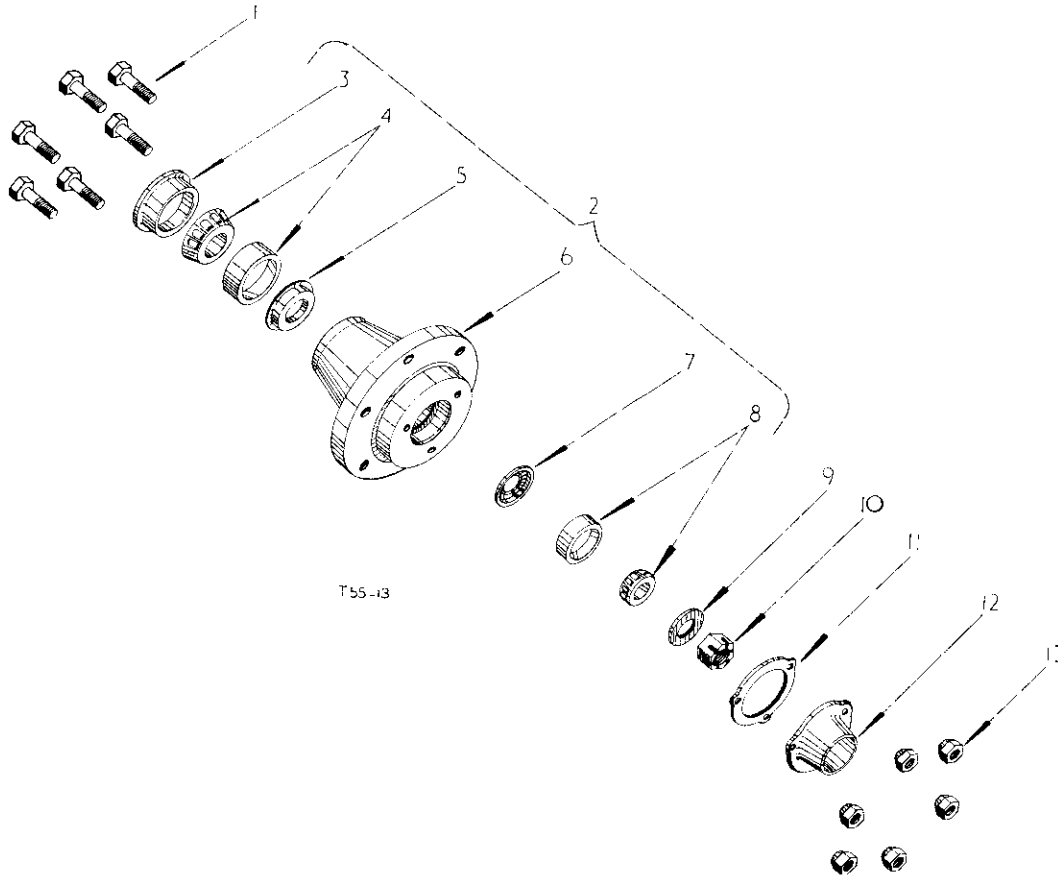
9	3045 034 R92 3068 537 R1 114 501 3068 540 R1	ROD, cpte., bellcrank to governor comprising :- END, control rod (2) NUT, jam, hex., 1/4" (2) ROD, bellcrank to governor control
10	3045 038 R91	CABLE, cpte., choke control
11	114 492	NUT, jam, hex., 1/4" UNF (3)
12	3047 325 R1	WASHER, governor control
13	3047 323 R1	SPRING, governor control, friction



C H A S S I S

Ref. No.	Part No.	DESCRIPTION
----------	----------	-------------

FRONT WHEEL HUB



1	3047 573 R1	BOLT, front wheel hub (12)
2	3043 868 R11	HUB, cpte., front wheel (2) (comprising
	1 BEARING	3043 871 R91
	1 BEARING	3043 872 R91
	1 HUB	\$
	1 RETAINER	48 548 D
	1 RETAINER	3043 869 R1
	1 RETAINER	3043 870 R1)
3	48 548 D	RETAINER, front wheel felt washer (2)
4	3043 871 R91	BEARING, cpte., inner, front wheel (2)
5	3043 869 R91	RETAINER, inner, grease, front wheel bearing (2)
6	\$	HUB, front wheel (2)



C H A S S I S

Ref. No.	Part No.	DESCRIPTION
----------	----------	-------------

FRONT WHEEL HUB- contd.

7	3043 870 R1	RETAINER, outer, grease, front wheel bearing (2)
8	3043 872 R91	BEARING, cpte., outer, front wheel (2)
9	700 572 R1	WASHER, front wheel outer bearing retainer (2)
10	427 645	NUT, hex., std., 7/8" UNF (2)
	103 398	PIN, cotter, 5/32" x 1-1/2" (2)
11	703 921 R1	GASKET, front wheel hub cap (2)
12	703 922 R1	CAP, front wheel hub (2)) optional
12	704 021 R1	CAP, front wheel hub (2))
	179 816	BOLT, hex-hd., 5/16" x 3/4" (6)
	103 320	WASHER, lock, 5/16" (6)
13	3047 574 R1	NUT, front wheel hub, bolt (12)

\$ Not supplied separately.



C H A S S I S

Ref No.	Part No.	DESCRIPTION
---------	----------	-------------

FRONT WHEEL

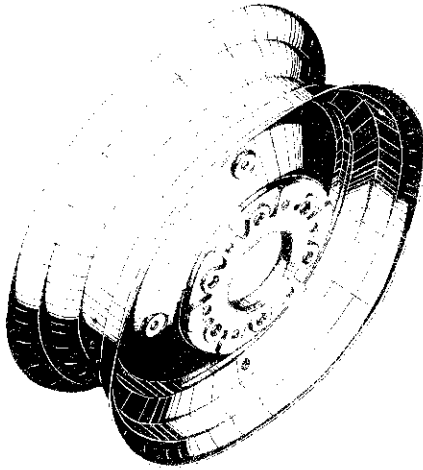


Fig. 241

762 - 76 R91	RIM and DISC, front wheel	1	} optional
(1-2) - 10 (2)			
104S - 806 104	RIM and DISC, front wheel	1	}
(1-2) - 10 (1)			



C H A S S I S

Ref No.	Part No.	DESCRIPTION
---------	----------	-------------

STEERING MECHANISM



101 - 818 R1	NUT, steering wheel	1
2	708 - 821 R91	WHEEL, steering
3	708 - 813 R1	BUSH, felt
4	708 - 806 R91	SOCK, w/two BUSH 708 - 801 & 708 - 802 R1 and OIL SEAL 708 - 801 R91
5	708 - 812 R1	CUP, ball (2)
6	708 - 811 R91	CAGE, ball (2)
7	100 - 761	KEY, Woodruff, No. 3
8	708 - 809 R92	SHAFT, opt., cam and steering
9	708 - 818 R1	SHIM, .0021" (2 req'd)
9	708 - 819 R1	SHIM, .005 (2 req'd)
9	708 - 823 R1	SHIM, .010 (as req'd)
10	708 - 817 R1	COVER, end
	0007 - 961 R91	ROCKET, 5/16 UNF (1) and WASHER



C H A S S I S

Ref. No.	Part No.	DESCRIPTION																																																				
STEERING MECHANISM- contd.																																																						
11	708 606 R91 3067 994 R91	COVER, side BOLT, 5/16" UNF (6) and WASHER																																																				
12	708 607 R1	SHIM, .0024" (As req'd)																																																				
12	708 608 R1	SHIM, .005" (As req'd)																																																				
12	708 609 R1	SHIM, .010" (As req'd)																																																				
12	708 605 R91	SHAFT, cpte., rocker (*)																																																				
13	3067 995 R91	SHAFT, cpte., rocker (**)																																																				
14	708 601 R1	BUSH (2)																																																				
15	708 603 R1	PLUG, oil																																																				
16	708 602 R91	OIL SEAL																																																				
17	708 627 R3	ARM, drop																																																				
18	121 326	WASHER, lock, 1"																																																				
19	708 615 R1	NUT, lock, 1" UNF																																																				
20	3044 452 R1	SEAL, rubber																																																				
21	3066 712 R1	WASHER, oil filler, upper B-414/33430 and 4756 Petrol up																																																				
22	181 307	PLUG, filler, upper B-414/33430 and 4756 Petrol up																																																				
23	3066 710 R1	SCREW, thrust B-414/33430 and 4756 Petrol up																																																				
24	3066 711 R1	NUT, lock B-414/33430 and 4756 Petrol up																																																				
	708 423 R94	GEAR, cpte., steering (comprising <table border="0" style="margin-left: 40px;"> <tr><td>1 ARM</td><td>708 627 R3</td></tr> <tr><td>10 BOLT</td><td>3067 994 R91</td></tr> <tr><td>1 BOX</td><td>708 600 R91</td></tr> <tr><td>1 BUSH</td><td>708 613 R1</td></tr> <tr><td>2 CAGE</td><td>708 611 R91</td></tr> <tr><td>1 COVER</td><td>708 606 R91</td></tr> <tr><td>1 COVER</td><td>708 617 R1</td></tr> <tr><td>2 CUP</td><td>708 612 R1</td></tr> <tr><td>1 JOINT</td><td>708 610 R1</td></tr> <tr><td>1 JOINT</td><td>708 624 R1</td></tr> <tr><td>1 KEY</td><td>106 751</td></tr> <tr><td>1 NUT</td><td>708 615 R1</td></tr> <tr><td>1 NUT</td><td>3066 711 R1</td></tr> <tr><td>1 PLUG</td><td>181 307</td></tr> <tr><td>1 SCREW</td><td>3066 710 R1</td></tr> <tr><td>1 SEAL</td><td>3044 452 R1</td></tr> <tr><td>1 SHAFT</td><td>708 604 R91</td></tr> <tr><td>1 SHAFT</td><td>3066 995 R91</td></tr> <tr><td>- SHIM</td><td>708 607 R1</td></tr> <tr><td>- SHIM</td><td>708 608 R1</td></tr> <tr><td>- SHIM</td><td>708 609 R1</td></tr> <tr><td>- SHIM</td><td>708 618 R1</td></tr> <tr><td>- SHIM</td><td>708 619 R1</td></tr> <tr><td>- SHIM</td><td>708 623 R1</td></tr> <tr><td>1 WASHER</td><td>121 326</td></tr> <tr><td>1 WASHER</td><td>3066 712 R1)</td></tr> </table>	1 ARM	708 627 R3	10 BOLT	3067 994 R91	1 BOX	708 600 R91	1 BUSH	708 613 R1	2 CAGE	708 611 R91	1 COVER	708 606 R91	1 COVER	708 617 R1	2 CUP	708 612 R1	1 JOINT	708 610 R1	1 JOINT	708 624 R1	1 KEY	106 751	1 NUT	708 615 R1	1 NUT	3066 711 R1	1 PLUG	181 307	1 SCREW	3066 710 R1	1 SEAL	3044 452 R1	1 SHAFT	708 604 R91	1 SHAFT	3066 995 R91	- SHIM	708 607 R1	- SHIM	708 608 R1	- SHIM	708 609 R1	- SHIM	708 618 R1	- SHIM	708 619 R1	- SHIM	708 623 R1	1 WASHER	121 326	1 WASHER	3066 712 R1)
1 ARM	708 627 R3																																																					
10 BOLT	3067 994 R91																																																					
1 BOX	708 600 R91																																																					
1 BUSH	708 613 R1																																																					
2 CAGE	708 611 R91																																																					
1 COVER	708 606 R91																																																					
1 COVER	708 617 R1																																																					
2 CUP	708 612 R1																																																					
1 JOINT	708 610 R1																																																					
1 JOINT	708 624 R1																																																					
1 KEY	106 751																																																					
1 NUT	708 615 R1																																																					
1 NUT	3066 711 R1																																																					
1 PLUG	181 307																																																					
1 SCREW	3066 710 R1																																																					
1 SEAL	3044 452 R1																																																					
1 SHAFT	708 604 R91																																																					
1 SHAFT	3066 995 R91																																																					
- SHIM	708 607 R1																																																					
- SHIM	708 608 R1																																																					
- SHIM	708 609 R1																																																					
- SHIM	708 618 R1																																																					
- SHIM	708 619 R1																																																					
- SHIM	708 623 R1																																																					
1 WASHER	121 326																																																					
1 WASHER	3066 712 R1)																																																					
	179 860	BOLT, hex-hd., 7/16" x 1-1/4" (3)																																																				
	271 500	NUT, hex., 7/16"																																																				
	141 284	PIN, dowel, 1/2" x 1-1/8" (2)																																																				
	709 473 R1	STUD, 7/16" x 1-11/16"																																																				
	115 550	WASHER, lock, internal tooth, 7/16" (4)																																																				



C H A S S I S

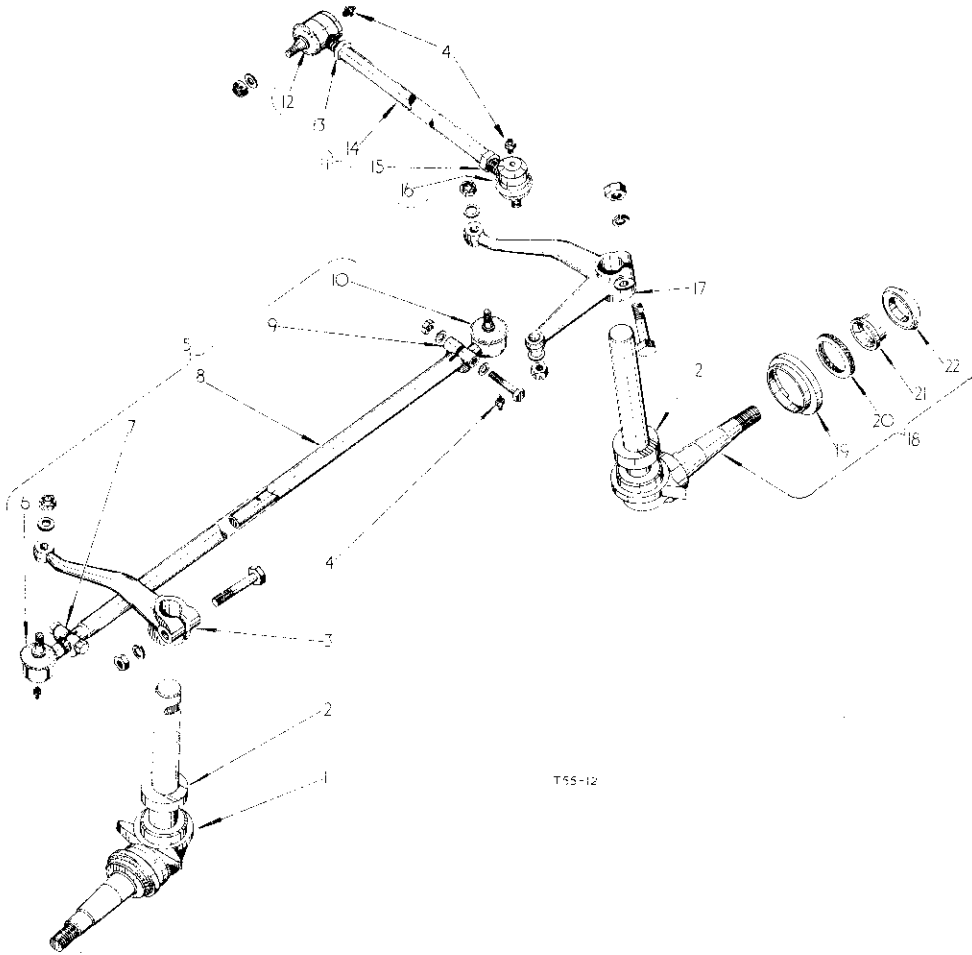
Ref. No.	Part No.	DESCRIPTION
STEERING MECHANISM- contd.		
	3069 354 R1	JOINT, (used with side cover)
	3044 606 R1	JOINT, (used with end cover)
		(*) Use w/708 423 R92 STEERING GEAR
		(**) Use w/708 423 R93 and R94 STEERING GEAR



C H A S S I S

Ref. No.	Part No.	DESCRIPTION
----------	----------	-------------

STEERING KNUCKLES



C H A S S I S

Ref. No.	Part No.	DESCRIPTION
----------	----------	-------------

STEERING KNUCKLES- contd.

1	3043 865 R92	KNUCKLE, cpte., R. H. steering (comprising 1 OIL SEAL, 3042 600 R91 1 SHIELD, 48 541 D 1 SPACER, 50 270 D 1 WASHER, 50 259 D)	5	708 426 R92	ROD, cpte., tie (comprising 1 CLIP, 3041 061 R91 1 CLIP, 3041 062 R91 1 END, 3040 920 R92 1 END, 3040 919 R92 1 ROD, 3041 063 R1)
2	39 862 D	BEARING, steering knuckle thrust (2)	6	3040 919 R92	END, tie rod (with extension) comprising :- BOOT, rubber CLIP, boot NUT, sltd. PIN, cotter, 3/32" x 1" WASHER, for boot
2	707 558 R31	BEARING, steering knuckle thrust (2) optional			
3	3040 273 R1 271 565 102 639	ARM, R.H. steering knuckle BOLT, hex-hd., 5/8" x 2-3/4" NUT, hex., 5/8"		3041 067 R1 3041 066 R1 3046 707 R1 103 374 3041 065 R1	
4	110 146 R91	LUBRICATOR, straight, 1/4" NF (4)			



C H A S S I S

Ref. No.	Part No.	DESCRIPTION
STEERING KNUCKLES- contd.		
7	3041 061 R31	CLIP, assy., R.H. comprising :-
	3042 284 R1	BOLT, for socket
	3042 282 R1	CLIP, for socket
	3042 285 R1	NUT, for clip
	3042 286 R1	WASHER, spring
	3042 287 R1	WASHER
8	3041 063 R1	ROD, tie
9	3041 062 R92	CLIP, assy., L.H. comprising :-
	3042 284 R1	BOLT, for socket
	3042 283 R1	CLIP, for socket
	3042 285 R1	NUT, for clip
	3042 286 R1	WASHER, spring
	3042 287 R1	WASHER
10	3040 920 R92	END, tie rod (threaded end) comprising :-
	3041 067 R1	BOOT, rubber
	3041 066 R1	CLIP, boot
	3046 707 R1	NUT, sltd.
	103 374	PIN, cotter, 3/32" x 1"
	3041 065 R1	WASHER, for boot
11	3043 377 R91	DRAGLINK, cpte., steering (comprising
	1 END	3040 921 R92
	1 END	3040 922 R92
	1 LINK	3045 313 R1
	1 NUT	705 247 R1
	1 NUT	705 248 R1)
12	3040 921 R92	END, drag link, (R.H. thread) comprising :-
	3041 067 R1	BOOT, rubber
	3041 066 R1	CLIP, boot
	3046 707 R1	NUT, sltd.
	3041 065 R1	WASHER, for boot
	103 374	PIN, cotter
13	705 248 R1	NUT, lock (R.H. thread)
14	3045 313 R1	LINK, drag
15	705 247 R1	NUT, lock, (L.H. thread)
16	3040 922 R92	END, drag link (L.H. thread) comprising :-
	3041 067 R1	BOOT, rubber
	3041 066 R1	CLIP, boot
	3046 707 R1	NUT, sltd.
	3041 065 R1	WASHER, for boot
	103 374	PIN, cotter
17	3040 272 R1	ARM, L.H. steering knuckle
	271 565	BOLT, hex-hd., 5/8" x 2-3/4"
	102 639	NUT, hex., 5/8"



C H A S S I S

Ref. No.	Part No.	DESCRIPTION
STEERING KNUCKLES- contd.		
18	3043 864 R92	KNUCKLE, cpte., steering, L.H. (comprising
	1 OIL SEAL	3042 600 R91
	1 SHIELD	48 541 D
	1 SPACER	50 270 D
	1 WASHER	50 259 D)
19	48 541 D	SHIELD, front wheel, dust (2)
20	50 259 D	WASHER, front wheel, felt (2)
21	50 270 D	SPACER, front wheel, bearing (2)
22	3042 600 R91	OIL SEAL, front wheel (2))
22	48 539 DA	OIL SEAL, front wheel (2)) optional
22	704 083 R91	OIL SEAL, front wheel (2))
	114 745	KEY, steering knuckle arm (2)



C H A S S I S

Ref. No.	Part No.	DESCRIPTION
----------	----------	-------------

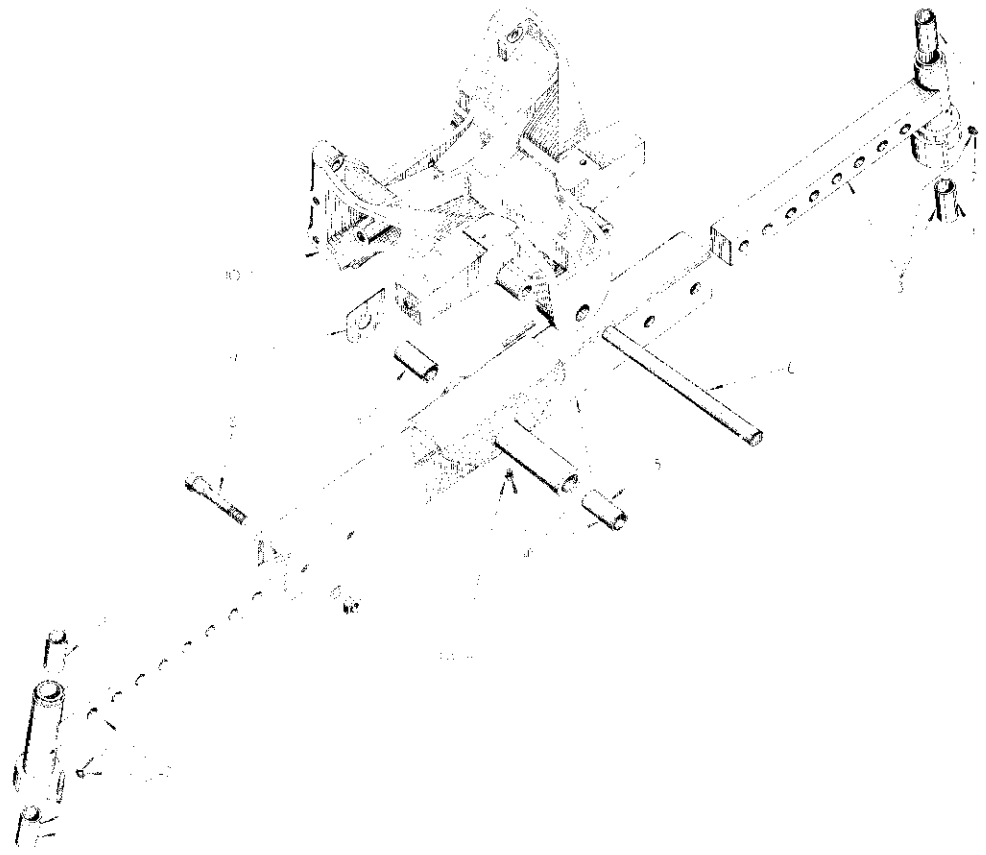
FRONT AXLE



C H A S S I S

Ref. No.	Part No.	DESCRIPTION
----------	----------	-------------

FRONT AXLE- contd.



1	40 090 D	BUSH, steering knuckle pivot (1)
2	109 461	LUBRICATOR, straight, 1/8" NPT (3)
2	125 222 H	LUBRICATOR, straight, 1/8" NPT (3) optional
3	3043 858 R91	EXTENSION, w/two BUSHES 40 090 D and LUBRICATOR 109 461 opte., front axle L.H.
4	3043 859 R91	AXLE, w/two BUSHES 3043 859 R1 and LUBRICATOR 109 461 opte., front
5	3043 860 R1	BUSH, pivot pin, front axle (2)
6	3043 877 R1 109 461 60 284 102 445 109 461	PIN, front axle pivot PIN, groove, type B, 3/8" x 2-3/4" up to B-414/39537 BOLT, hex-hd., 3/8" x 4-1/2") NUT, hex., 3/8") WASHER, lock, 3/8") B-414/39528 up

7	3043 859 R91	EXTENSION, w/two BUSHES 40 090 D and LUBRICATOR 109 461 opte., front axle R.H.
8	3043 863 R1 218 197 109 326	BOLT, front axle extension (4) NUT, hex., 3/4" UNF (4) WASHER, lock, 3/4" (4)
9	706 151 R2	SHIM, front axle pin sleeve (.036")
10	3043 878 R3 3043 874 R1 3043 875 R1 3043 876 R1	SUPPORT, front axle BOLT, hex-hd., 5/8" x 2-3/4" BOLT, hex-hd., 5/8" x 3" (2) BOLT, hex-hd., 3/8" x 3-3/4"
	706 155 R1	SHIM, front axle pin sleeve (.47 swg)
	3044 674 R1	SHIM, front axle pivot pin sleeve (.028)
	706 152 R1	SHIM, front axle pivot pin sleeve (33 swg)
	706 153 R1	SHIM, front axle pivot pin sleeve (40 swg)
	706 154 R1	SHIM, front axle pivot pin sleeve (44 swg) (As req'd)



C H A S S I S

Ref. No.	Part No.	DESCRIPTION
----------	----------	-------------

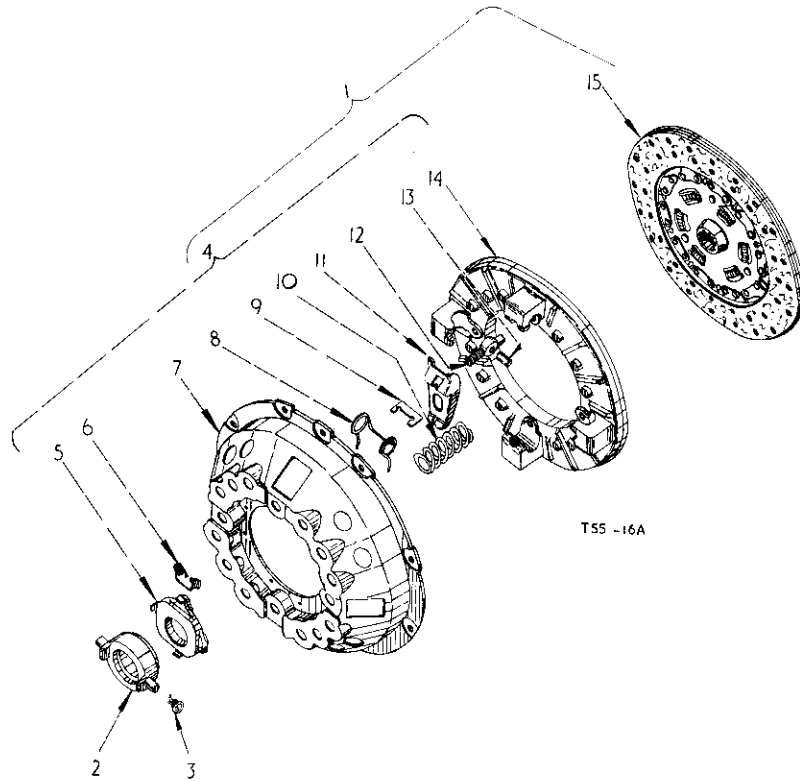
CLUTCH 11"



C H A S S I S

Ref. No.	Part No.	DESCRIPTION
----------	----------	-------------

CLUTCH 11" - contd.



1	3044 012 R91	CLUTCH, 11" cpte. (comprising 1 BEARING 705 542 R91 1 COVER 3048 528 R91 1 PLATE 3048 529 R91 - PLATE 3048 530 R91 2 RETAINER 705 543 R1)
	179 839	BOLT, hex-hd., 3/8" x 1" (8)
	103 321	WASHER, lock, 3/8" (8)
	3068 929 R1	RIVET (As req'd)
2	705 542 R91	BEARING, and cup assy.
3	705 543 R1	RETAINER, spring (2)
4	3048 528 R91	COVER, clutch assy. comprising :-
5	3048 532 R1	PLATE, release lever
6	705 530 R1	SPRING, release lever plate retainer (4)
7	3048 534 R1	COVER
8	3048 531 R1	SPRING, anti-rattle (4)
9	700 915 R1	STRUT (4)
10	700 910 R1	SPRING, thrust (12)

11	705 536 R1	LEVER, release (4)
12	3069 200 R91 705 532 R1	EYE BOLT and NUT assy. (4) NUT, eyebolt (4)
13	700 913 R1	PIN, release lever (4)
14	3048 535 R1	PLATE, pressure
15	3048 529 R91 3048 530 R91	PLATE, driven, assy., (1-1/8" spline) PACKAGE, driven plate facing, service (As req'd)



C H A S S I S

Ref. No.	Part No.	DESCRIPTION
----------	----------	-------------

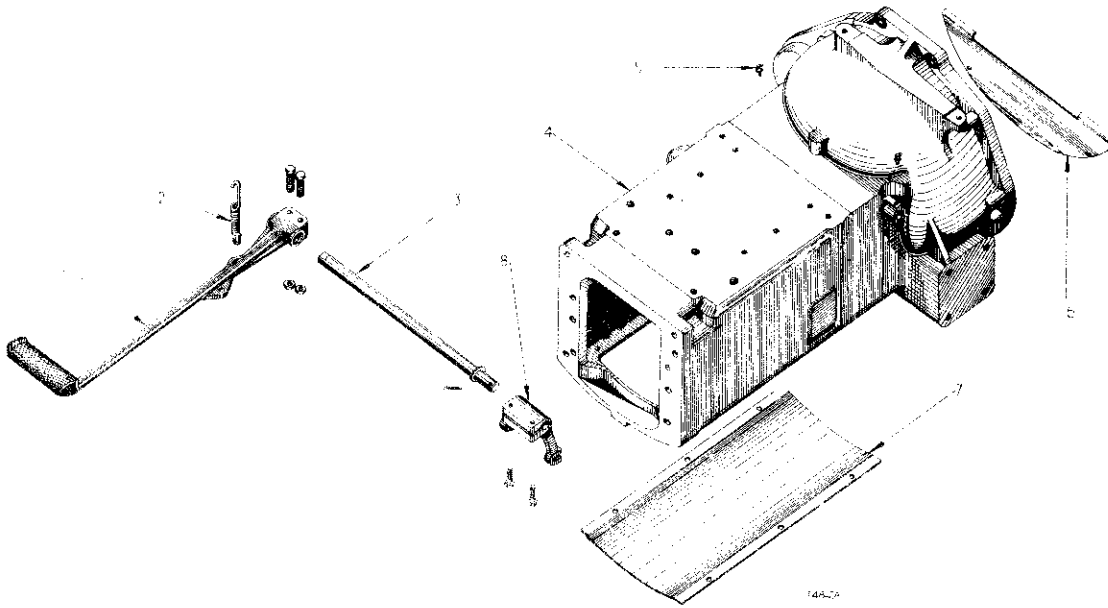
CLUTCH HOUSING AND CONNECTIONS



C H A S S I S

Ref. No.	Part No.	DESCRIPTION
----------	----------	-------------

CLUTCH HOUSING AND CONNECTIONS- contd.



1	731 050 R2	PEDAL, clutch	271 550	BOLT, hex-hd., 5/8" x 5/8 (5))
	751 399 R1	BOLT, clutch pedal	108 325	WASHER, lock, 5/8" (5))
	181 879	BOLT, hex-hd., 3/8" UNF x 2" (2)			
	174 862	NUT, jam, 5/16	3047 329 R1	KEY, shaft clutch release	
	751 872 R1	NUT, hex., 3/8" UNF (2)			
	108 321	WASHER, lock, 5/8" (2)	3068 217 R91	PACKAGE, field improvement, clutch housing dust cover (As req'd)	
	49 405 H	WASHER, spacing, clutch pedal (C)			
2	765 252 R3	SPRING, clutch pedal return	402 090	STUD, drive, No. 6 x 3/8" long, grooved (used w/tractor serial number plate) (4)	
3	751 618 P2	SHAFT, clutch release			
	108 335	PIN, cover, 1/2" x 1-1/8"	3068 216 R1	STRIP, clutch housing dust cover sealing	
	49 405 H	WASHER, plain, 27/32" x 1-1/4" x 16 ga.	3068 214 R1	STRIP, clutch housing hand hole sealing	
4	3044 031 R12	HOUSING, w/two LUBRICATORS 109 469, three BOLT 271 550 and three WASHER 108 325 opt., clutch			
	765 560 R1	BOLT, hex-hd., 1/2" x 1-7/8" (3)			
	765 765 R1	BOLT, hex-hd., 1/2" x 1-1/2" (3)			
	111 361	PIN, dovetail, 1/2" x 1-1/8" (2)			
	108 325	WASHER, lock, 1/2" (11)			
5	109 462	LUBRICATOR, angle, 1/8" P.T. - 90° (1)			
6	271 285	LUBRICATOR, angle, 1/8" P.T. - 90° (2) optional			
	765 257 R11	COVER, w/STRIP 3068 216 R1, clutch housing, dust			
	119 791	BOLT, hex-hd., 1/4" x 3/2" (2)			
	108 319	WASHER, lock, 1/4" (2)			
7	765 352 R1	COVER, clutch housing, hand hole			
	108 325	BOLT, hex-hd., 3/8" x 1-1/2" (6)			
	108 321	WASHER, lock, 3/8" (6)			
8	751 649 R1	FORK, clutch release			
	765 782 P1	BOLT, clutch release fork (2)			
	183 722	WASHER, lock, 5/16" (2)			



C H A S S I S

Ref. No.	Part No.	DESCRIPTION
----------	----------	-------------

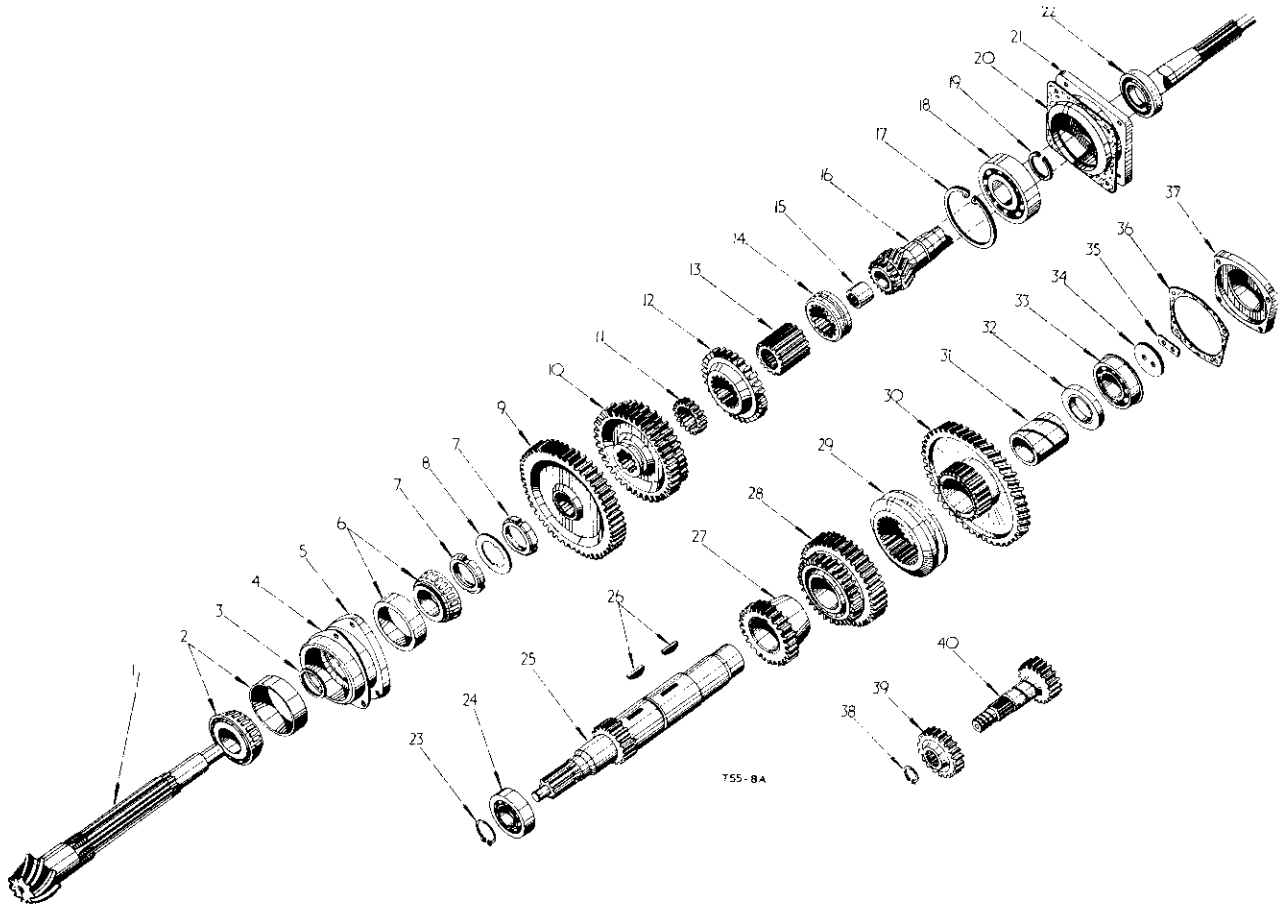
TRANSMISSION GEARS AND SHAFTS



C H A S S I S

Ref. No.	Part No.	DESCRIPTION
----------	----------	-------------

TRANSMISSION GEARS AND SHAFTS- contd.



755-8A

1	S	SHAFT, transmission spline (order 3044 544 R91)
2	3049 253 R91	BEARING, roller taper, transmission spline) shaft, rear (Skefco)
2	3044 034 R91	BEARING, roller taper, transmission spline) shaft, rear (Timken)
3	3044 037 R1	SPACER, transmission spline shaft roller bearing
	3044 038 R1	SHIM, trans. spline shaft taper roller bearing (.002) (As req'd)
	3044 040 R1	SHIM, trans. spline shaft taper roller bearing (.004) (As req'd)
	3044 039 R1	SHIM, trans. spline shaft taper roller bearing (.010) (As req'd)
4	701 008 R1	SHIM, transmission spline shaft taper bearing cage (heavy) (As req'd)
4	701 009 R1	SHIM, transmission spline shaft taper bearing cage (Medium) (As req'd)
4	701 010 R1	SHIM, transmission spline shaft taper bearing cage (light) (As req'd)

5	3044 041 R1	CAGE, transmission spline shaft taper roller bearing
	186 334	BOLT, hex-hd., 1/2" UNF x 2-5/8" (3)
	103 028	NUT, hex., 1/2" UNF (3)
	116 551	WASHER, lock, internal tooth, 1/2" (3)
6	3049 254 R91	BEARING, roller, taper, trans. spline shaft, front (Skefco)
6	321 990 R91	BEARING, roller, taper, trans. spline shaft, front (Timken)
		optional
7	3044 035 R1	NUT, lock transmission spline shaft, taper roller bearing (2)
8	3044 036 R1	WASHER, lock, transmission spline shaft taper roller bearing, lock nut
9	3043 990 R1	GEAR, sliding, 1st and reverse speed (52 T)
10	751 071 R1	GEAR, sliding, 2nd and 3rd speed (44 and 38 T)



C H A S S I S

Ref. No.	Part No.	DESCRIPTION
TRANSMISSION GEARS AND SHAFTS- contd.		
11	751 073 R2	GEAR, coupling, 4th and direct speed
12	751 072 R3	GEAR, coupling, sliding, 4th and direct speed (31 T) (*)
13	751 074 R21	GEAR, w/two BEARING 751 075 R91 cpte., sliding quill (*)
14	751 076 R2	COUPLING, sliding gear (*)
15	3044 043 R92	BEARING, pilot, transmission spline shaft)
16	3043 988 R92	BEARING, pilot, transmission spline shaft) optional
16	3043 985 R21	SHAFT, w/BEARING 3044 043 R92 cpte., transmission driving
17	751 081 R1	CIRCLIP, transmission driving shaft bearing, retaining
18	700 523 R91	BEARING, transmission driving shaft) (R & M))
18	700 521 R91	BEARING, transmission driving shaft) (Fischer))
18	49 533 R1	BEARING, transmission driving shaft) (S. K. F.))
18	701 768 R92	BEARING, transmission driving shaft) (Hoffman)) optional
19	751 146 R1	CIRCLIP, transmission driving shaft, bearing retaining
20	704 617 R1	GASKET, transmission driving shaft, bearing cage
21	751 121 R1 179 840 103 321	CAGE, transmission driving shaft bearing BOLT, hex-hd., 3/8" x 1-1/8" (4) WASHER, lock, 3/8" (4)
22	751 080 R91	OIL SEAL, transmission driving shaft)
22	3066 617 R91	OIL SEAL, transmission driving shaft)
22	3049 159 R91	OIL SEAL, transmission driving shaft) optional
23	703 984 R1	CIRCLIP, transmission countershaft, rear ball, bearing retainer
24	700 524 R91	BEARING, ball, transmission countershaft, rear) (Fischer))
24	294 714 R91	BEARING, ball, transmission countershaft, rear) (S. K. F.))
24	700 526 R91	BEARING, ball, transmission countershaft, rear) (R & M))
24	704 772 R92	BEARING, ball, transmission countershaft, rear) (Hoffman)
25	3043 987 R1	COUNTERSHAFT, transmission and 1st speed gear
26	124 556	KEY, Woodruff, No. 18 (2)
27	751 054 R1	GEAR, driving, 2nd speed (26 T)
28	751 055 R3	GEAR, driving, 3rd and 4th speed (32 and 39 T)
29	3040 868 R3	COUPLING, sliding gear (see NOTE: 1.)
30	3043 988 R2	GEAR, constant mesh
31	751 056 R1	BUSH, cast iron
32	751 059 R1	SPACER, countershaft



C H A S S I S

Ref. No.	Part No.	DESCRIPTION
TRANSMISSION GEARS AND SHAFTS- contd.		
33	751 060 R91	BEARING, ball, countershaft front (R & M))
33	3063 612 R91	BEARING, ball, countershaft front (Hoffman) optional
34	751 120 R2 179 817	WASHER, retaining, transmission, countershaft BOLT, hex-hd., 5/16" x 7/8" (2)
35	751 441 R1	LOCKPLATE, transmission, countershaft
36	751 061 R1	GASKET, countershaft, front ball bearing
37	751 062 R1 179 840 103 321	RETAINER, countershaft front ball bearing BOLT, hex-hd., 3/8" x 1-1/8" (4) WASHER, lock, 3/8" (4)
38	704 029 R1 Q 319	CIRCLIP, Seeger, external type WASHER, flat, 1-1/64" x 1-35/64" x 12 ga
39	3043 991 R1	GEAR, driving, reverse idler (21 T)
40	751 082 R1	SHAFT and GEAR, reverse idler (20 T)
	3043 047 R91 751 075 R91	BEARING, needle (2)) optional BEARING, needle (2))
	3061 828 R93	PACKAGE, coupling, service (As req'd)
		(comprising
		1 COUPLING 3040 868 R3
		1 FORK 3040 867 R31
		1 GEAR 3043 988 R2
		1 GEAR 751 655 R3
		1 GEAR 751 073 R2)
	3044 544 R91	PACKAGE, transmission spline shaft and drive bevel gear (As req'd)
	3069 326 R91	PACKAGE, sliding gear coupling and quill service (As req'd)
		\$ Not supplied separately
		NOTE: 1 On orders for 3040 868 R3 order PACKAGE 3061 828 R92
		(*) On orders for 751 072 R2, 751 076 R1 and 751 074 R11 order PACKAGE 3069 326 R91



C H A S S I S

Ref. No.	Part No.	DESCRIPTION
----------	----------	-------------

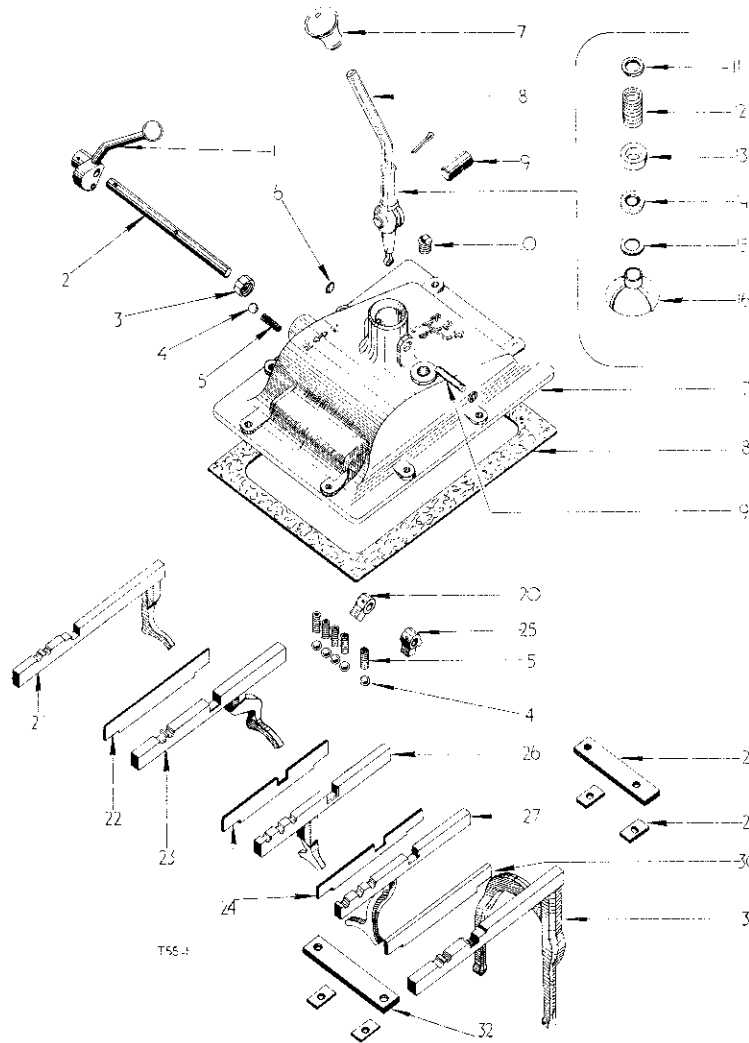
GEAR, SHIFTER MECHANISM AND TRANSMISSION CASE COVER- FRONT



C H A S S I S

Ref. No.	Part No.	DESCRIPTION
----------	----------	-------------

GEAR, SHIFTER MECHANISM AND TRANSMISSION CASE COVER- FRONT- contd.



1	751 089 R2 142 521	HANDLE, high low range, shifter PIN, type 1, 1/4" x 1-1/4" groove
2	751 088 R2	SHEET, high low range, shifter
3	751 086 R91 751 087 R91	OIL SEAL, high low range shifter shaft) OIL SEAL, high low range shifter shaft) optional
4	16 013 R1	BALL, steel, (13/32" dia. chrome, grade 2) (6)
5	711 283 R1	SPRING, gear shifter poppet (6)
6	172 529	PLUG expansion, gear shifter lever swivel shaft - small (2)
7	53 717 DA	BALL, gear shifter lever
8	704 041 R91 108 644	LEVER, opte., gear shifter PIN, cotter, 3/16" x 1-3/8"
9	705 050 R1	SHAFT, swivel gear shifter lever - large

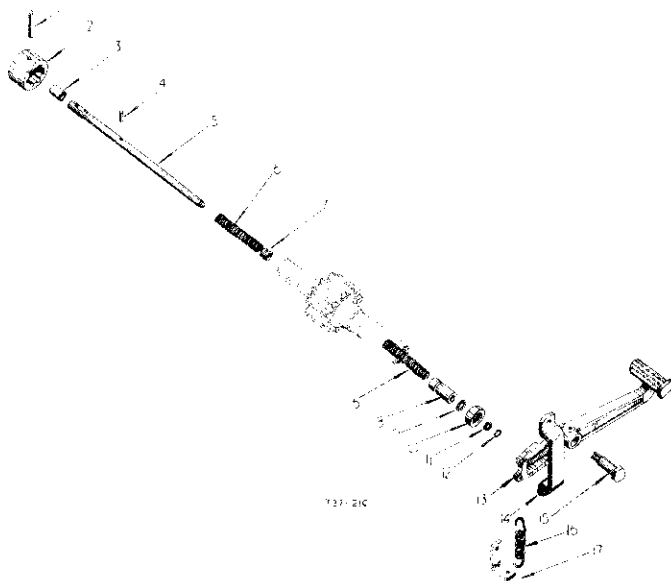
10	103 869 219 301	PLUG, pipe, 3/4") optional PLUG, pipe, 3/4")
11	710 963 R1	STOP, gear shifter lever spring
12	29 547 D	SPRING, shifter lever gear
13	34 880 D	RETAINER, gear shifter lever, felt washer
14	34 879 D	WASHER, gear shifter lever, felt
15	615 190 R1	WASHER, flat, 29/32" x 1-3/8" x 18 ga.
16	712 626 R1	SHIELD, gear shifter swivel housing
17	3044 047 R1 179 839 103 321	COVER, transmission case, front BOLT, hex-hd., 3/8" x 1 (8) WASHER, lock, 3/8" (8)
18	703 969 R1	GASKET, transmission case cover, front
19	34 878 D	SHAFT, gear shifter lever - small, swivel



C H A S S I S

Ref. No.	Part No.	DESCRIPTION
GEAR SHIFTER MECHANISM AND TRANSMISSION CASE COVER-FRONT- contd.		
20	751 090 R2 188 943	CAM, high low range shifter PIN, groove, type 1, 3/16" x 1-1/8"
21	751 091 R31	FORK, opte., high speed shifter
22	705 926 R1	GUIDE, gear shifter rail, L H.
23	751 100 R11	FORK, opte., 4th speed gear shifter
24	704 038 R1	GUIDE, gear shifter rail - inner (2)
25	751 851 R3 142 508	CAM, low speed gear shifter PIN, groove, type 1, 3/8" x 1-1/4"
26	751 104 R91	FORK, opte., 2nd and 3rd speed gear shifter
27	751 101 R21	FORK, opte., 1st and reverse speed gear shifter
28	751 085 R1 179 837	BRACKET, gear shifter fork and guide BOLT, hex-hd., 3/8" x 3/4" (2)
29	59 473 D	LOCK, bolt, gear shifter rail guide (4) up to B-414/26589
29	59 473 DA	LOCK, bolt, gear shifter rail guide (4) B-414/26590 up
30	704 039 R2	GUIDE, gear shifter rail, R-H.
31	3940 867 R31	FORK, opte., low speed shifter
32	3044 010 R1 179 837	BRACKET, gear shifter fork and guide BOLT, hex-hd., 3/8" x 3/4" (2)

DIFFERENTIAL LOCK



C H A S S I S

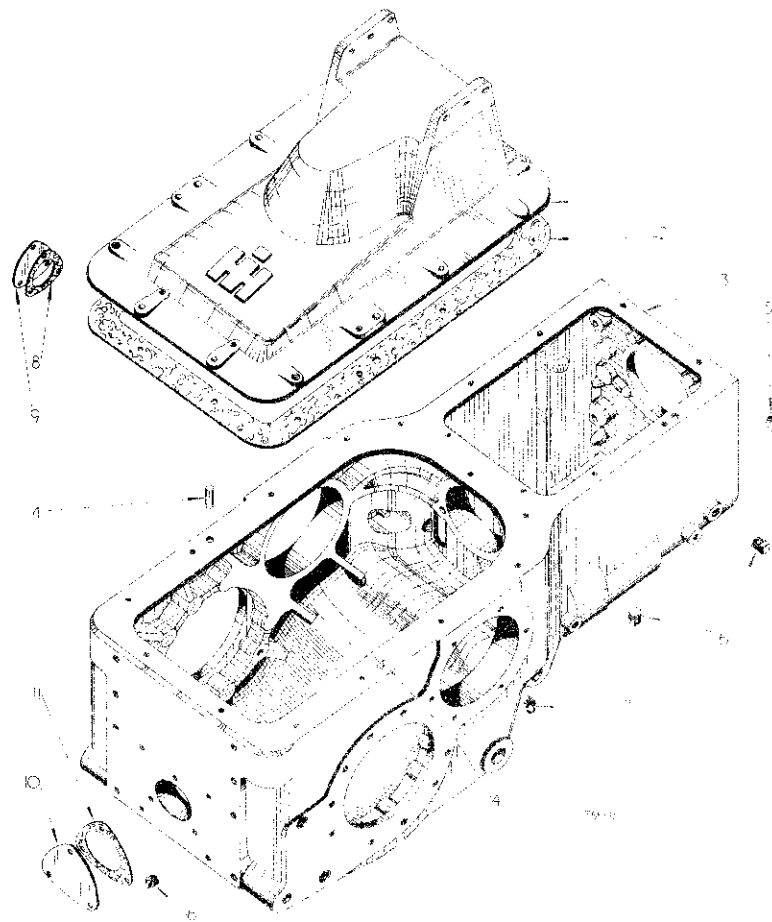
Ref. No.	Part No.	DESCRIPTION
DIFFERENTIAL LOCK- contd.		
1	443 050	PIN, groove, type 3, 5/16" x 2-1/2"
2	704 747 R1	CLUTCH, differential lock
3	704 760 R1	DISTANCE PIECE, differential lock shaft
4	141 155	PIN, dowel, 3/16" x 3/4"
5	708 997 R2	SHAFT, differential lock
6	705 233 R1	SPRING, differential lock (2)
7	704 749 R1	COLLAR, differential lock shaft
8	708 996 R1	RETAINER, "O" ring, differential lock shaft
9	350 667 R1	"O" RING, differential lock shaft, inner, 11/16" x 7/8" x 3/32" (class 5)
10	708 998 R91	OIL SEAL, differential lock shaft) optional
10	3066 288 R91	OIL SEAL, differential lock shaft) optional
11	252 739 R1	"O" RING, outer, differential lock shaft, 1/2" x 11/16" x 3/32" (class 5)
12	708 999 R1	CIRCLIP, external
13	3066 635 R21	LEVER, w/PLATE 3066 305 R1 and two RIVET 104 169 opte., differential lock (Domestic)
13	704 744 R4	LEVER, differential lock (Export)
14	704 758 R1 179 859 W 8 652 103 322	PLATE, differential lock lever, thrust BOLT, hex-hd., 7/16" x 1-1/8" (2) WASHER, plain, .15/32" x 1" x 16 ga. (4) WASHER, lock, 7/16" (2)
15	704 757 R1 315 167 R1	BCLT, differential lock, pivot WASHER, plain, 25/32" x 1-3/16" x 16 ga. (2)
16	704 769 R2	SPRING, differential lock lever, return (Export)
17	707 299 R2	PLATE, differential lock lever return spring, anchor (*)
17	3064 165 R1	PLATE, differential lock lever return spring, anchor (* *) (Export)
	109 461	LUBRICATOR, straight, 1/8" PT (differential lock lever)
	3066 305 R1 104 169	PLATE, differential lock pedal cam RIVET, csk-hd., solid, 1/4" x 1" (2)
		(*) used w/serial no. up to B-414/31373
		(* *) used w/serial no. B-414/31374 up



C H A S S I S

Ref. No.	Part No.	DESCRIPTION
----------	----------	-------------

TRANSMISSION CASE



1	703 968 R21	COVER, w/two PLUGS (12) (28 opt.) trans. case rear
	179 840	BOLT, hex-hd., 5/8" x 1-1/8" (12)
	103 321	WASHER, lock, 3/8" (12)
2	703 967 R2	GASKET, rear, trans. case cover
3	3064 228 R11	CASE, opto. trans. (**)
3	3044 042 R21	CASE, opte., trans. (*)
		(comprising
	1 BUSHING	703 969 R1
	1 BUSHING	711 272 R2
	2 LUBRICATOR	109 462
	2 PIN	141 284
	1 PLUG	172 575
	3 PLUG	103 348
	2 SHIM	3065 319 R1)
4	141 284	PIN, dowel, 1/2" x 1-1/8" (2)
5	172 575	PLUG, expansion, 1-9/16" dia.
6	103 868	PLUG, pipe, sq-hd., 1/2" (3) optional
7	219 199	PLUG, pipe, sq-hd., 1/2" (3))



C H A S S I S

Ref. No.	Part No.	DESCRIPTION
----------	----------	-------------

TRANSMISSION CASE-Contd.

7	109 462	LUBRICATOR, angle, 1/8" PT - 90° (2)
8	711 272 R1	GASKET, P.T.O. snifter shaft hole cover plate
	711 272 R2	BUSHING, reverse gear rear
	703 966 R1	BUSHING, reverse, front
9	711 466 R1	PLATE, P.T.O. snifter shaft hole cover
	179 857	BOLT, hex-hd., 5/8" x 3/4" (3)
	103 321	WASHER, lock, 3/8" (3)
10	703 970 R1	PLATE, P.T.O. shaft opening cover
	179 816	BOLT, hex-hd., 5/16" x 3/4" (3)
	103 320	WASHER, lock, 1/2" (3)
11	703 971 R1	GASKET, P.T.O. shaft opening cover plate
	112 438	PLUG, cork, No. 5 (2)
	3065 319 R1	SHIM (2)

(*) Use w/serial No. up to B-414/31313

(**) Use w/serial No. B-414/31313 up



C H A S S I S

Ref No.	Part No.	DESCRIPTION
---------	----------	-------------


DIFFERENTIAL



C H A S S I S

Ref No.	Part No.	DESCRIPTION
---------	----------	-------------

DIFFERENTIAL- cont.



1	3064 303 R11	CAGE, w/OIL SEAL 703 907 R91 opt., bearing, bull pinion shaft L.H. B-414/21374 to /4350 petrol up
1	3063 303 R11	CAGE, w/OIL SEAL 703 907 R91 opt., bearing, bull pinion shaft L.H. B-414/23540 to/31373 B-414/2774 to/4350 petrol up
1	113 305 R21	CAGE, w/OIL SEAL 703 907 R91 opt., bearing, bull pinion shaft L.H. up to B-414/23540
	3067 134 R1	BOLT, bull pinion bearing cage coll pin B-414/23540 up B-414/2774 petrol up
	3049 069 R1	BOLT (5)
	717 547 R1	PIN, roll, 16 mm dia. x 15 mm long x 3 mm B-414/23540 up B-414/2774 petrol up
	3003 371 R1	WASHER, plain 13/32 x 7/8"
	114 606	WASHER, external tooth, 3/8"
	103 321	WASHER, lock, 3/8" (5)
2	3065 307 R1	SHIM, bull pinion shaft bearing cage (light)
2	3063 306 R1	SHIM, bull pinion shaft bearing cage (medium)
2	3062 305 R1	SHIM, bull pinion shaft bearing cage (heavy)
2	3064 112 R1	SHIM, bull pinion shaft bearing cage (extra heavy)
) As req'd. B-414/23540 up
) B-414/2774 petrol up

2	711 184 R1	SHIM, bull pinion shaft bearing cage (light)
2	711 185 R1	SHIM, bull pinion shaft bearing cage (medium)
2	711 186 R1	SHIM, bull pinion shaft bearing cage (heavy)
) As req'd. up to B-414/23540
3	703 903 R91	OIL SEAL, bull pinion shaft (2)) optional
3	3043 788 R51	OIL SEAL, bull pinion shaft (2))
4	3049 082 R91	BEARING, ball, bull pinion shaft (2))
4	3063 502 R51	BEARING, ball, bull pinion shaft (2)) optional
4	3063 507 R91	BEARING, ball, bull pinion shaft (2))
5	351 109 R2	SHAFT, L.H. and bull pinion, brake (13 T)
6	3043 253 R91	BEARING, roller, differential (2)) optional
6	3044 602 R91	BEARING, roller, differential (2))
7	705 552 R1	WASHER, lock (4)
8	4	CASE, differential (order 3043 898 R91)
9	704 215 R1	GEAR, bevel, differential (24 T) (2)
10	504 707 R1	SHAFT, differential (4)
11	15 350 BA	PINION, differential (4)
	704 265 R1	PIN, dowel (4)
12	4	GEAR, bevel, drive (order 3044 544 R91)



C H A S S I S

Ref. No.	Part No.	DESCRIPTION
DIFFERENTIAL- contd.		
13	751 110 R2	SHAFT, R.H. and bull pinion, brake (13 T)
11	3063 164 R11	CAGE, w/OIL SEAL 703 907 R91 cpte., bearing, bull pinion shaft R.H. B-414/23640 to/21273 B-414/2774 to/1959 petrol up
11	703 906 R21	CAGE, w/OIL SEAL 703 907 R91 cpte., bearing, bull pinion shaft R.H. up to B-414/23639
	3067 134 R1	BOLT, bull pinion shaft bearing cage roll pin B-414/23640 up B-414/2774 petrol up
	3049 609 R1	BOLT
	717 547 R1	PIN, roll 16 mm dia. x 18 mm long x 3 mm B-414/23640 up B-414/2774 petrol up
	3033 971 R1	WASHER, plain, 13/32" x 7/8"
	114 606	WASHER, external tooth, 3/8"
	103 321	WASHER, lock, 3/8" (S)
15	S	CASE, differential (order 3013 998 R91)
	3046 398 R91	CASE, cpte., differential (two halves ref. Nos. 8 and 15)
	170 843	BOLT, hex-hd., 3/8" x 1-1/2" (8)
	3042 127 R1	BOLT, retaining, drive bevel gear (12)
	114 607	WASHER, lock, external tooth, 7/16" (12)
	3065 308 R91	PACKAGE, bull pinion bearing cages and shims (As req'd)
		(comprising
		2 BOLT 3067 134 R1
		1 CAGE 3063 303 R11
		1 CAGE 3063 304 R11
		2 PIN 707 547 R1
		6 SHIM 3063 305 R1
		6 SHIM 3063 306 R1
		6 SHIM 3063 307 R1
		2 WASHER 50 793 H)

S Not supplied separately



C H A S S I S

Ref. No.	Part No.	DESCRIPTION
DIFFERENTIAL- contd.		
13	751 110 R2	SHAFT, R.H. and bull pinion, brake (13 T)
11	3063 164 R11	CAGE, w/OIL SEAL 703 907 R91 cpte., bearing, bull pinion shaft R.H. B-414/23640 to/21273 B-414/2774 to/1959 petrol up
11	703 906 R21	CAGE, w/OIL SEAL 703 907 R91 cpte., bearing, bull pinion shaft R.H. up to B-414/23639
	3067 134 R1	BOLT, bull pinion shaft bearing cage roll pin B-414/23640 up B-414/2774 petrol up
	3049 609 R1	BOLT
	717 547 R1	PIN, roll 16 mm dia. x 18 mm long x 3 mm B-414/23640 up B-414/2774 petrol up
	3033 971 R1	WASHER, plain, 13/32" x 7/8"
	114 606	WASHER, external tooth, 3/8"
	103 321	WASHER, lock, 3/8" (S)
15	S	CASE, differential (order 3013 998 R91)
	3046 398 R91	CASE, cpte., differential (two halves ref. Nos. 8 and 15)
	170 843	BOLT, hex-hd., 3/8" x 1-1/2" (8)
	3042 127 R1	BOLT, retaining, drive bevel gear (12)
	114 607	WASHER, lock, external tooth, 7/16" (12)
	3065 308 R91	PACKAGE, bull pinion bearing cages and shims (As req'd)
		(comprising
		2 BOLT 3067 134 R1
		1 CAGE 3063 303 R11
		1 CAGE 3063 304 R11
		2 PIN 707 547 R1
		6 SHIM 3063 305 R1
		6 SHIM 3063 306 R1
		6 SHIM 3063 307 R1
		2 WASHER 50 793 H)

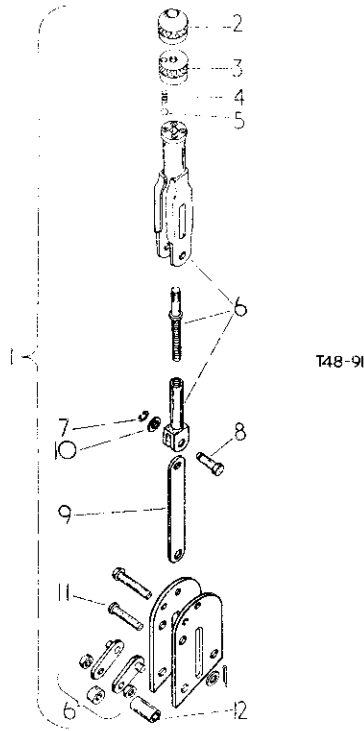
S Not supplied separately



C H A S S I S

Ref. No.	Part No.	DESCRIPTION
----------	----------	-------------

HAND BRAKE (B-114/31374 Diesel and /4360 Petrol up)



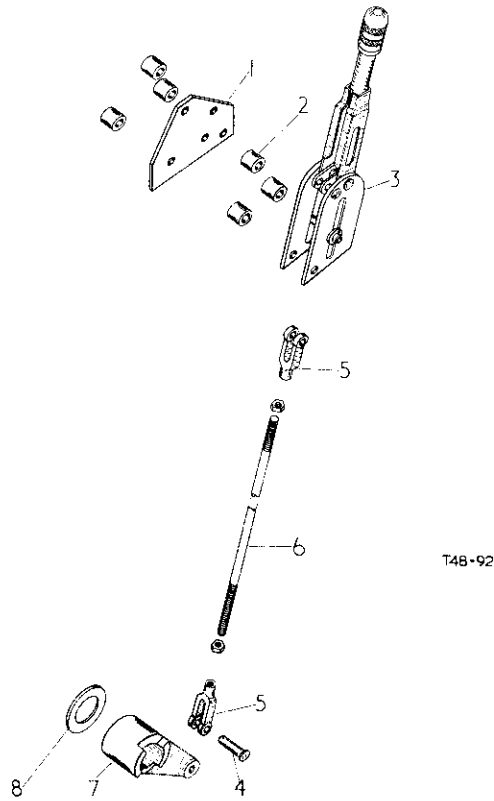
1	3045 931 R32	LEVER, assy. handbrake comprising :-
2	3045 968 R1	KNOB, outer half
3	3045 965 R1	KNOB, inner half
4	3045 967 R1	SPRING
5	3045 966 R1	BALL
6	3045 964 R91 3069 414 R1	LEVER, assy., sub. SCREW, adjusting
7	3045 972 R1	CIRCLIP
8	3045 970 R1	PIN, short
9	3045 969 R1	LINK
10	3045 971 R1	WASHER
11	3045 973 R1 3045 975 R1 3045 974 R1	PIN, long PIN, split, cotter WASHER
	186 283	BOLT, hex-hd., 3/8" x 3-1/2"
	179 849	BOLT, hex-hd., 3/8" x 2-1/2" (2)
	102 635	NUT, hex., 3/8" (3)
	103 321	WASHER, lock, 3/8" (3)
12	3045 976 R1	SPACER, internal (3)



C H A S S I S

Ref. No.	Part No.	DESCRIPTION
----------	----------	-------------

HAND BRAKE LINKAGE (B-414/31374 Diesel and /4360 Petrol up)



1	3064 187 R1 179 846 102 635 103 321	PLATE, handbrake lever mounting BOLT, hex-hd., 3/8" x 1-7/8" (2) NUT, hex., 3/8" (2) WASHER, lock, 3/8" (2)
2	3064 186 R1	SPACER, handbrake lever mounting plate (b)
3	3045 931 R32	HANDBRAKE (see detail list)
4	39 374 D 121 222 120 393	PIN, rod end, 5/16" x 1-1/16" PIN, cotter, 3/32" dia. x 3/4" WASHER, plain, 11/32" x 11/16" x .065
5	174 887	CLEVIS, adjustable, 5/16" UNF (2)
6	3064 189 R1 124 920	ROD, handbrake connecting NUT, jam, hex., 5/16" UNF (2)
7	3064 221 R1 109 481	LEVER, handbrake operating FITTING, lub., straight, 1/8" PTF
8	3064 192 R1 119 179	WASHER, brake pedal shaft PIN, cotter, 3/16" x 1-7/8"



C H A S S I S

Ref. No.	Part No.	DESCRIPTION
----------	----------	-------------

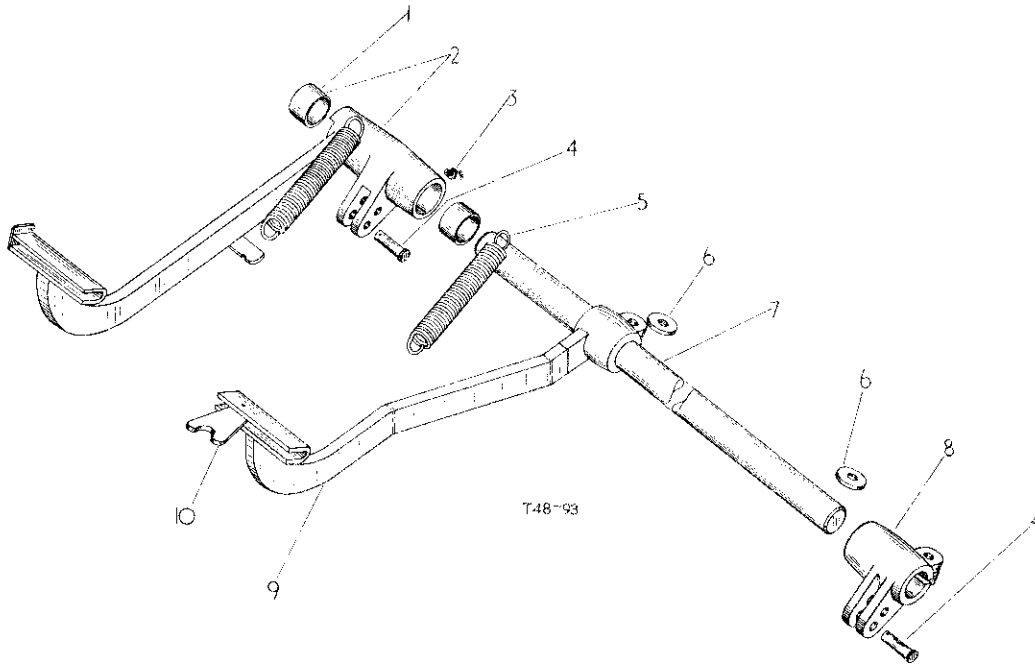
FOOT BRAKES AND LINKAGE (B-414/31374 Diesel and /4360 Petrol up)



C H A S S I S

Ref. No.	Part No.	DESCRIPTION
----------	----------	-------------

FOOT BRAKES AND LINKAGE (B-414/31374 Diesel and /4360 Petrol up)- contd.



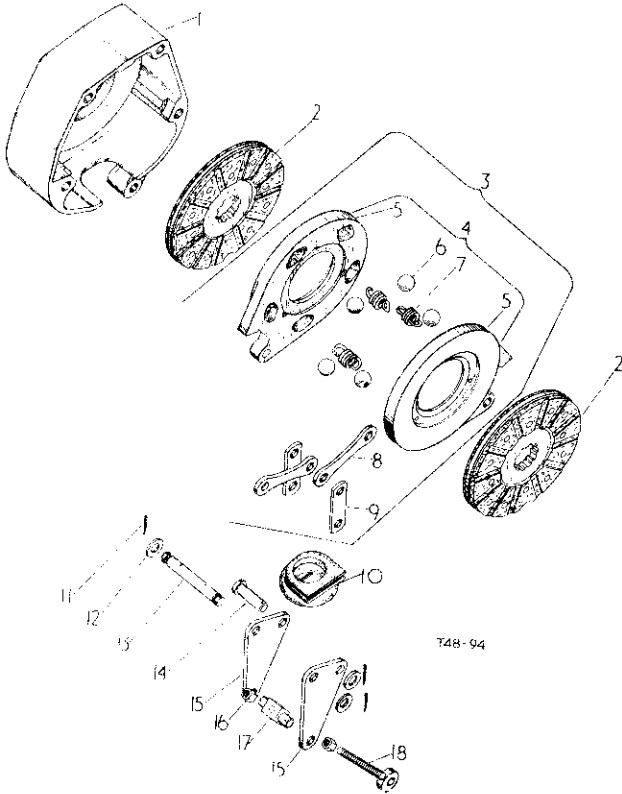
1	3061 206 R1	BUSHING, brake pedal cross shaft (2)	6	3064 184 R1 179 847 102 655 193 321	KEY, brake lever (2) BOLT, hex-hd., 3/8" x 2" (2) NUT, hex., 3/8" (2) WASHER, lock, 3/8" (2)
2	3064 177 R91	PEDAL, w/FITTING 199 461 and two BUSHING 3061 206 R1 cpte., R.H. brake	7	3064 175 R1	SHAFT, brake pedal
3	109 461	FITTING, lub., straight, 1/8" PTF	8	3064 185 R1	LEVER, L.H. disc brake
4	3064 219 R1 121 222 120 396	PIN, footbrake adjuster (2) PIN, cotter, 3/32" dia. x 3/4" (2) WASHER, plain, 17/32" x 1-1/16" x .035 ga. (2)	9	3064 176 R91	PEDAL, w/PLATE 43 751 DB, PIN 442 036 and SPRING 51 293 D cpte., L.H. brake
5	3064 186 R1	SPRING, brake pedal return (2)	10	43 751 DB 51 293 D 442 036	PLATE, brake pedal lock SPRING, brake pedal lock, plate tension PIN, groove, 1/4" x 3/4" type 3



C H A S S I S

Ref. No.	Part No.	DESCRIPTION
----------	----------	-------------

DISC BRAKES (B-414/31374 Diesel and /4360 Petrol up)



748-94

KEY to UNITS

3064 168 R91	BRAKE, assy., disc, R.H. (Illustrated)	(A)
3064 167 R91	BRAKE, assy., disc, L.H.	(B)

(Units) Letters of these units correspond with those following the description of the parts in the list below and identifies the unit for which the part is used. Items without letters after the description indicates the part is used for all units.

1	3064 172 R1	HOUSING, brake, R.H. (Illustrated)	(A)
1	3064 171 R1	HOUSING, brake, L.H.	(B)
2	3064 170 R91	DISC, lined friction assy., (2)	
3	3067 135 R91	UNIT, assy., actuating disc (comprising	
	1 DISC	3064 169 R91	
	2 LINK	705 967 R1	
	2 LINK	3067 140 R1	
	2 NUT	118 624	
	2 PIN	3067 137 R1	
	1 PIN	16 618 R1	
	1 PIN	107 762	
	1 WASHER	3067 142 R1)	
4	3064 169 R91	DISC, w/two DISC 3067 144 R1, five BALL 706 039 R2 and three SPRING 3066 876 R1 cpte., actuating assy.	



C H A S S I S

Ref. No.	Part No.	DESCRIPTION
----------	----------	-------------

DISC BRAKES (B-414/31374 Diesel and /4360 Petrol up) - contd.

5	3067 144 R1	DISC, actuating (2)
6	706 039 R2	BALL, 7/8" dia. (5)
7	3066 876 R1	SPRING, return disc (3)
8	705 967 R1	LINK (2)
9	3067 140 R1	LINK, tension (2)
10	3064 173 R1	BOOT, rubber
11	107 762	PIN, split, 3/32" x 7/8" long (A 6) (B 5)
12	3067 147 R1	WASHER, plain, 35/64" x 1" x .090" (A 5) (B 4)
13	3064 195 R1	PIN, brake operating pivot (A)
14	3064 216 R1	PIN, tension link (A) (B 2)
15	3064 194 R1	LEVER, brake operating (2)
16	3067 136 R1	NUT, lock, 3/8" UNF (special) (2)
17	3064 217 R1	TRUNNION, brake operating lever (blank)
18	3064 218 R1	BOLT, footbrake adjuster
	3067 137 R1	PIN, pivot (2)
	118 624	NUT, lock (2)
	16 618 R1	PIN, jaw
	3067 142 R1	WASHER
	179 895	BOLT, hex-hd., 1/2" x 3-1/2" (Export only) (A 3)
	179 895	BOLT, hex-hd., 1/2" x 3-1/2" (Domestic only) (A 4)
	179 895	BOLT, hex-hd., 1/2" x 3-1/2" (B 4)
	179 896	BOLT, hex-hd., 1/2" x 3-3/4" (Export only) (A)
	163 323	WASHER, lock, 1/2" (4)
	3040 152 R92	PACKAGE, brake lining, service
	704 423 R2	RIVET (As req'd)

DISC BRAKE FIELD PACKAGE


3067 211 R91	PACKAGE, field, disc brake 6-1/2" x 3-1/2" (As req'd)
--------------	---



CHASSIS

Ref. No.	Part No.	DESCRIPTION
----------	----------	-------------

DISC BRAKES - up to B-414/31373 and /4359 Petrol



1	65 612 H 319 195	WASHER, plain, 1-9/64" x 1-3/4" x 16 ga. PIN, cotter, 3/16" x 1-3/8"
2	709 506 R2	QUADRANT, hand brake lever
3	763 952 R2 179 842 162 635 163 321 Q 1 505	SPACER, hand brake lever quadrant (2) BOLT, hex-hd., 3/8" x 1-3/8" (2) NUT, hex., 3/8" (2) WASHER, lock, 3/8" (2) WASHER, plain, 13/32" x 1" x 16 ga. (2)
4	709 497 R1 709 499 R1 137 150	PAWL, hand brake PIN, hand brake pawl pivot PIN, cotter, 1/16" dia. x 7/16"
5	709 498 R1	SPRING, pawl return
6	709 492 R91 139 161 103 487	LEVER, w/three RIVETS 103 487 opt., hand brake LUBRICATOR, straight, 1/8" PT RIVET, small, solid, button-td., 5/16" dia. x 13/16" (3)
7	709 495 R1 443 146	LEVER, hand brake, release PIN, groove, 3/16" x 3/4" long
8	709 496 R1 137 124 446 120	ROD, hand brake pawl PIN, cotter, 1/16" x 5/16" (2) WASHER, plain, 5/32" x 5/16" x .025" (2)



CHASSIS

Ref. No.	Part No.	DESCRIPTION
----------	----------	-------------

DISC BRAKES - up to B-414/31373 and /4359 Petrol - contd.

9	709 491 R91	LEVER, assy., hand brake (comprising)
		1 LEVER 709 492 R91 1 LEVER 709 495 R1 1 LUBRICATOR 109 161 1 PAWL 709 497 R1 1 PIN 445 146 1 PIN 709 499 R1 2 PIN 137 124 1 PIN 137 120 1 ROD 709 496 R1 1 SPRING 709 498 R1 2 WASHER 446 120)
10	705 985 R1	BOOT, protection, brake housing (2)
11	709 825 R1 186 282 186 283 107 321 103 341	HOUSING, brake, R.H. BOLT, hex-hd., 2/8" x 2-1/4" (4) BOLT, hex-hd., 3/8" x 2-1/2" WASHER, lock, 3/8" (3) WASHER, plain, 13/32" x 12/16" x .065" (As req'd)
12	705 643 R90	BRAKE, w/DISC 3019 094 R91, two LININGS 761 422 R93 and - PACKAGE 761 781 R92 opt., double disc. (2)
13	704 423 R90	LINING, opt., disc brake (4)



C H A S S I S

Ref. No.	Part No.	DESCRIPTION
DISC BRAKES- up to B-414/31373 and /4359 petrol-contd.		
14	3049 094 R91	DISC, cpte., actuating (2) (comprising 3 BALL 706 039 R2 2 DISC \$ 1 LINK 704 427 R2 2 LINK 704 428 R3 2 NUT 118 024 1 PIN 16 618 R1 1 PIN 107 762 2 SPRING 706 037 R1 2 STUD 706 038 R1 1 YOKE 705 972)
15		DISC, actuating (order 3049 094 R91)
16	706 037 R2	SPRING, extension (4)
17	706 039 R2	BALL, actuating disc, steel (6)
18	706 038 R1 118 024	STUD (4) NUT, jam, hex., light (4)
19	704 428 R3	LINK, actuating brake, female (4)
20	704 427 R2	LINK, actuating brake, male (2)
21	16 618 R1 107 762	PIN, brake operating rod yoke (2) PIN, cotter, 3/32" x 5/8" (2)
22	705 972 R1	YOKE, brake operating rod (2)
23	272 125	NUT, jam, hex., 7/16" - 20 UNF (6)
24	705 231 R2	SPACER, brake operating rod (2)
25	109 462	LUBRICATOR, 1/8" PTF x 90°
26	3063 089 R91	PEDAL, cpte., brake, R.H. (*)
27	703 938 R13	PEDAL, cpte., brake, R.H. (**) optional
28	3043 221 R1	PEDAL, cpte., brake, R.H.)
29	703 943 R3	SPRING, brake pedal return (2)
30	3063 245 R1	BALL, brake operating rod (2)
31	705 977 R1	SPRING, brake operating rod (2)
32	707 351 R1	WASHER, flat, 15/32" x 1-1/8" x 11 ga. (4)
33	703 932 R3	ROD, brake operating (2)
34	43 751 DB 443 036 51 293 D	PLATE, lock, brake pedal PIN, groove, type 3, 1/4" x 3/4" SPRING, tension, brake pedal lock plate
35	3063 082 R91	PEDAL, w/PLATE 43 751 DB, PIN 443 036 and SPRING 51 293 D cpte., disc brake L.H. (*)
36	703 935 R13	PEDAL, w/PLATE 43 751 DB, PIN 443 036 and SPRING 51 293 D cpte., disc brake L.H. (**)
37	3043 220 R11 179 847 704 664 R1 102 635 103 321	PEDAL, w/PEDAL 3043 220 R1, PLATE 43 751 DB, PIN 443 036 and SPRING 51 293 D cpte., disc brake L.H. BOLT, hex-hd., 3/8" x 2" KEY, brake lever NUT, hex., 3/8" WASHER, lock, 3/8"
38	703 934 R1	SHAFT, brake pedal



C H A S S I S

Ref. No.	Part No.	DESCRIPTION
DISC BRAKES-up to B-414/31373 and /4359 petrol- contd.		
35	703 942 R3 179 847 704 664 R1 102 635 103 321	LEVER, disc brake, L.H. BOLT, hex-hd., 3/8" x 2" KEY, brake lever NUT, hex., 3/8" WASHER, lock, 3/8"
36	703 932 R32	ROD, cpte., brake operating (comprising 1 BALL 3063 245 R1 3 NUT 272 125 1 ROD 703 932 R3 1 SPACER 705 231 R2 1 SPRING 705 977 R1 2 WASHER 707 351 R1)
37	704 429 R2 186 282 103 321	HOUSING, brake, L.H. BOLT, hex-hd., 3/8" x 3-1/4" (5) WASHER, lock, 3/8" (5)
	3043 220 R1	PEDAL, brake, L.H. (**)
<p>\$ Not supplied separately</p> <p>(*) Serial numbers B-414/11650 Diesel and /1902 Petrol up</p> <p>(**) Serial numbers up to B-414/11649 and /1901 Petrol</p>		





C H A S S I S

Ref. No.	Part No.	DESCRIPTION
----------	----------	-------------

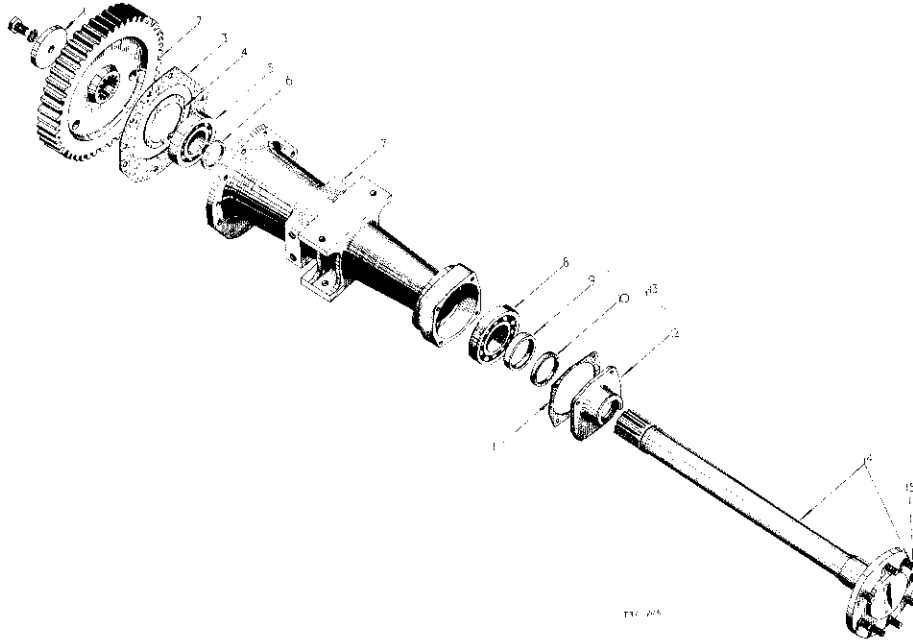
REAR AXLE



C H A S S I S

Ref. No.	Part No.	DESCRIPTION
----------	----------	-------------

REAR AXLE - contd.



1	709 252 R1 271 632 103 326	WASHER, retaining, bull gear (2) BOLT, hex-hd., 3/4" UNF x 1-3/4" (2) WASHER, lock, 3/16" (2)
2	3044 031 R1	GEAR, bull (48 T) (2)
3	703 913 R3	GASKET, rear axle carrier (2)
4	701 067 R1	CIRCLIP, bore, 100 mm. (2)
5	3069 356 R91	BEARING, ball, rear axle, inner (2))
5	3069 357 R91	BEARING, ball, rear axle, inner (2))
5	3069 358 R91	BEARING, ball, rear axle, inner (2))
5	3069 359 R91	BEARING, ball, rear axle, inner (2)) optional
6	3043 995 R1	COLLAR, rear axle (2)
7	3043 994 R1 3043 993 R1 179 884 103 323	CARRIER, rear axle, R.H. (Illustrated) CARRIER, rear axle, L.H. BOLT, hex-hd., 1/2" x 1-3/8" (20) WASHER, lock, 1/2" (20)
8	3069 363 R91	BEARING, ball, rear axle, outer (2))
8	3069 360 R91	BEARING, ball, rear axle, outer (2))
8	3069 361 R91	BEARING, ball, rear axle, outer (2))
8	3069 362 R91	BEARING, ball, rear axle, outer (2)) optional

9	703 917 R92	OIL SEAL, rear axle (2)
10	703 915 R1	WASHER, felt, rear axle (2)
11	711 197 R1	GASKET, rear axle bearing retainer (2)
12	\$	RETAINER, rear axle bearing (order 751 398 R11) (2)
13	751 398 R11	RETAINER, w/OIL SEAL 703 917 R92 and WASHER 703 915 R1 opte., rear axle bearing (2))
13	703 914 R11	RETAINER, w/OIL SEAL 703 917 R92 and WASHER 703 915 R1 opte., rear axle bearing (2)) optional
	179 838 103 321	BOLT, hex-hd., 3/8" x 7/8" (8) WASHER, lock, 3/8" (8)
14	3043 997 R12 3047 575 R2	AXLE, w/eight BOLTS 3047 576 R2 , opte., rear (2) NUT, rear wheel (16)
15	3047 576 R2 3042 081 R1	BOLT, rear wheel hub (16) SHIM, bull gear (As req'd)

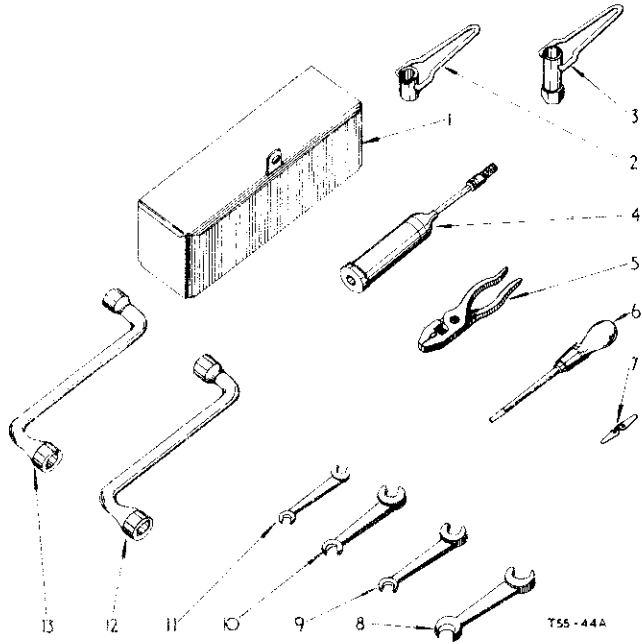
\$ Not supplied separately



C H A S S I S

Ref. No.	Part No.	DESCRIPTION
----------	----------	-------------

TOOLBOX AND TOOLS



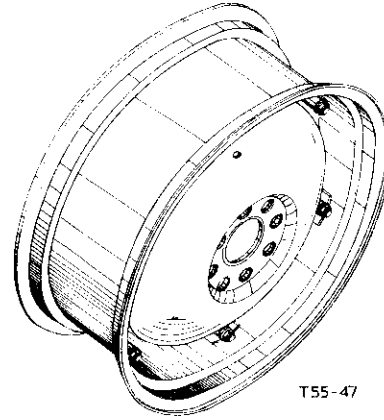
1	708 194 R91 17 413 R1 271 960 103 322	TOOLBOX, opte. BOLT, mach., hex-hd., 7/16" x 3/4" (2) NUT, hex., 7/16" (2) WASHER, lock, 7/16" (2)
2	3045 260 R92	WRENCH, glow plug (Diesel)
3	3045 260 R92	WRENCH, spark plug (Petrol)
4	791 059 R92	GREASE GUN (see detail list)
5	3047 686 R92	PLIERS, 6" (pair)
6	2 588 T	SCREWDRIVER, 5" (wood handled)
7	3045 261 R91	GAUGE, spark plug gap and Breaker Points (Petrol)
8	3047 690 R1	SPANNER, double open ended (3/4" x 7/8")
9	3047 691 R1	SPANNER, double open ended (11/16" x 17/32")
10	3047 689 R1	SPANNER, double open ended (9/16" x 5/8")
11	3047 688 R1	SPANNER, double open ended (1/2" x 7/16")
12	3047 692 R1	WRENCH, double ended, socket
13	705 253 R1	WRENCH, double ended, socket



C H A S S I S

Ref. No.	Part No.	DESCRIPTION
----------	----------	-------------

REAR WHEEL



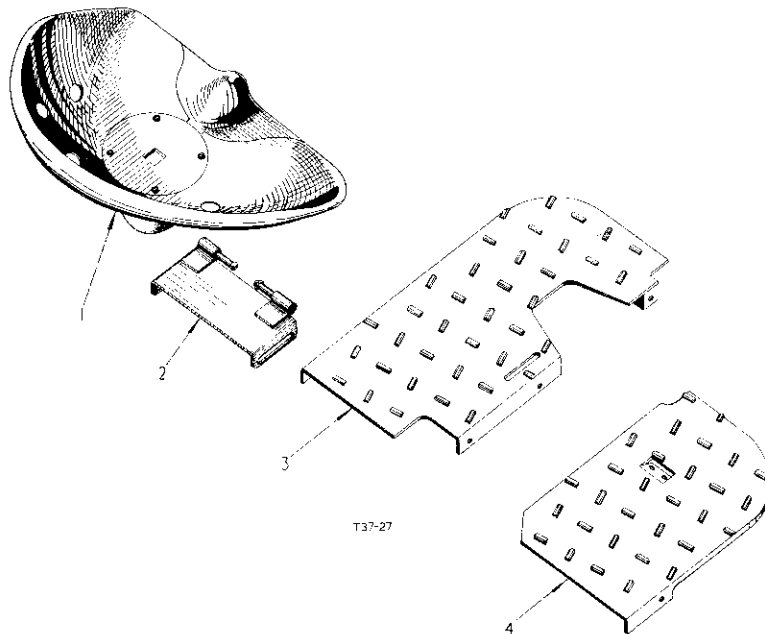
3048 868 R91	RIM and DISC, opte., rear wheel (11-28) (2)) optional
3042 292 R91	RIM and DISC, opte., rear wheel (11-28) (2))
	(comprising	
	6 BOLT 703 929 R1	
	1 DISC 3042 290 R1	
	6 NUT 703 930 R1	
	1 RIM 707 703 R91	
	6 WASHER 703 931 R1	
703 929 R1	BOLT, rear wheel rim (Zinc-pld.) (12)	
3042 290 R1	DISC, rear wheel (2)	
703 930 R1	NUT, rear wheel rim bolt (Zinc-plt.) (12)	
707 703 R91	RIM, opte., rear wheel (2)	
703 931 R1	WASHER, rear wheel rim bolt (12)	



C H A S S I S

Ref. No.	Part No.	DESCRIPTION
----------	----------	-------------

SEAT AND FOOTPLATES



1	704 263 R93	SEAT, w/four RIVETS 104 080 cpte.
	SA 3 412	PIN, hd. 1/2" x 2-15/16" (2)
	108 632	PIN, cotter, 3/16" x 7/8" (2)
	557 268 R1	WASHER, plain, 17/32" x 3/4" x 16 ga. (2)
2	704 263 R21	BRACKET, cpte., seat support
	179 888	BOLT, hex-hd., 1/2" x 1-7/8" (4)
	102 637	NUT, hex., 1/2" (4)
	103 343	WASHER, plain, 17/32" x 1-1/16" x .095 (4)
	103 323	WASHER, lock, 1/2" (4)
3	3066 645 R91	FOOTPLATE, cpte., L.H. and MOUNTING STEP (Domestic)
3	707 296 R21	FOOTPLATE, cpte., L.H. (Export)
	179 837	BOLT, hex-hd., 3/8" x 3/4" (2)
	17 412 R1	BOLT, mach., hex-hd., 3/8" x 3/4"
	179 838	BOLT, hex-hd., 3/8" x 7/8" (Diesel)
	179 838	BOLT, hex-hd., 3/8" x 7/8" (Petrol)(2)
	102 635	NUT, hex., 3/8"
	103 321	WASHER, lock, 3/8" (4)
4	3066 643 R91	FOOTPLATE, cpte., R.H. (Domestic)
4	3069 462 R91	FOOTPLATE, cpte., R.H. (Export)
4	3045 279 R22	FOOTPLATE, cpte., R.H. up to B-414/31373
	179 837	BOLT, hex-hd., 3/8" x 3/4" (Diesel)
	17 412 R1	BOLT, mach., hex-hd., 3/8" x 3/4"
	179 838	BOLT, hex-hd., 3/8" x 7/8" (Petrol) (2)
	179 838	BOLT, hex-hd., 3/8" x 7/8" (Diesel)
	102 635	NUT, hex., 3/8"
	103 321	WASHER, lock, 3/8" (3)
	104 080	RIVET, small, solid, but-hd., 1/4" x 3/8" (seat cpte.)(4)



C H A S S I S

Ref. No.	Part No.	DESCRIPTION
----------	----------	-------------

SEAT AND FOOTPLATES- contd.



C H A S S I S

Ref. No.	Part No.	DESCRIPTION
----------	----------	-------------

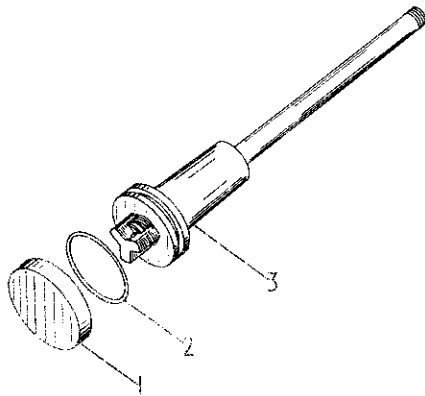
GREASE GUN



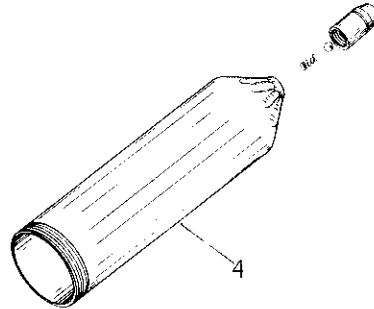
C H A S S I S

Ref. No.	Part No.	DESCRIPTION
----------	----------	-------------

GREASE GUN- contd.



T55-124



	704 869 R92	GREASE GUN comprising :-
1	3046 140 R1 3045 247 R1	CAP WASHER, joint
2	3045 245 R1	"O" RING
3	5064 141 R91	PISTON, assy.
4	6064 139 R91	CYLINDER, assy.

TRANSFER PACKAGES

KEY to UNITS

3047 633 R91	PACKAGE, transfer (As req'd) (A)
3047 634 R91	PACKAGE, transfer (As req'd) (B)

UNITS Letters of these units correspond with those following the description of the parts in the list below and identifies the unit for which the part is used. Items without letters after the description indicates the part is used for all units.

1026 397 R2	TRANSFER, B-414 (B 2)
1080 020 R2	TRANSFER, "Caution"
1026 396 R2	TRANSFER, Diesel B-414 (A 2)
1026 270 R1	TRANSFER, Warning
1080 064 R1	TRANSFER, water trap

15

BT-2C PARTS CATALOGUE

McCORMICK INTERNATIONAL

B-414 TRACTOR

DIESEL AND PETROL MODELS

DIESEL
ENGINE

1

PETROL
ENGINE

2

ELECTRICAL
SYSTEM

3

CHASSIS

4

HYDRAULIC
ATTACHMENT

5

ATTACHMENT

6

The black tabs shown on the right side of this page line up with the corresponding tabs in the catalogue.

This catalogue supersedes BT-2B which should be destroyed.

**INTERNATIONAL HARVESTER COMPANY
OF GREAT BRITAIN LIMITED**
259 CITY ROAD, LONDON, E.C.1



H Y D R A U L I C A T T A C H M E N T S

I N D E X T O U N I T S

COUPLING, self sealing (Vary Touch)	20
COUPLING, self sealing	5
LIFT, hydraulic attachment (Mech. Depth Control)	2
lift, hydraulic	2
pump and control valve	1
LIFT, hydraulic attachment (for remote cylinders)	14
LIFT, hydraulic attachment (Vary Touch)	9
arms, hydraulic lift	12
housing	9
levers, control	15
pump	13
pipes- suction pressure	13
valve, control assy.	13
PACKAGES, (Field Improvement)	21
top link spring dust cover	21
PUMP, hydraulic	8
VALVE, control	6
control, cylinder head (Vary Touch)	16
valve body (Vary Touch)	18



HYDRAULICS ATTACHMENTS

Ref. No.	Part No.	DESCRIPTION
----------	----------	-------------

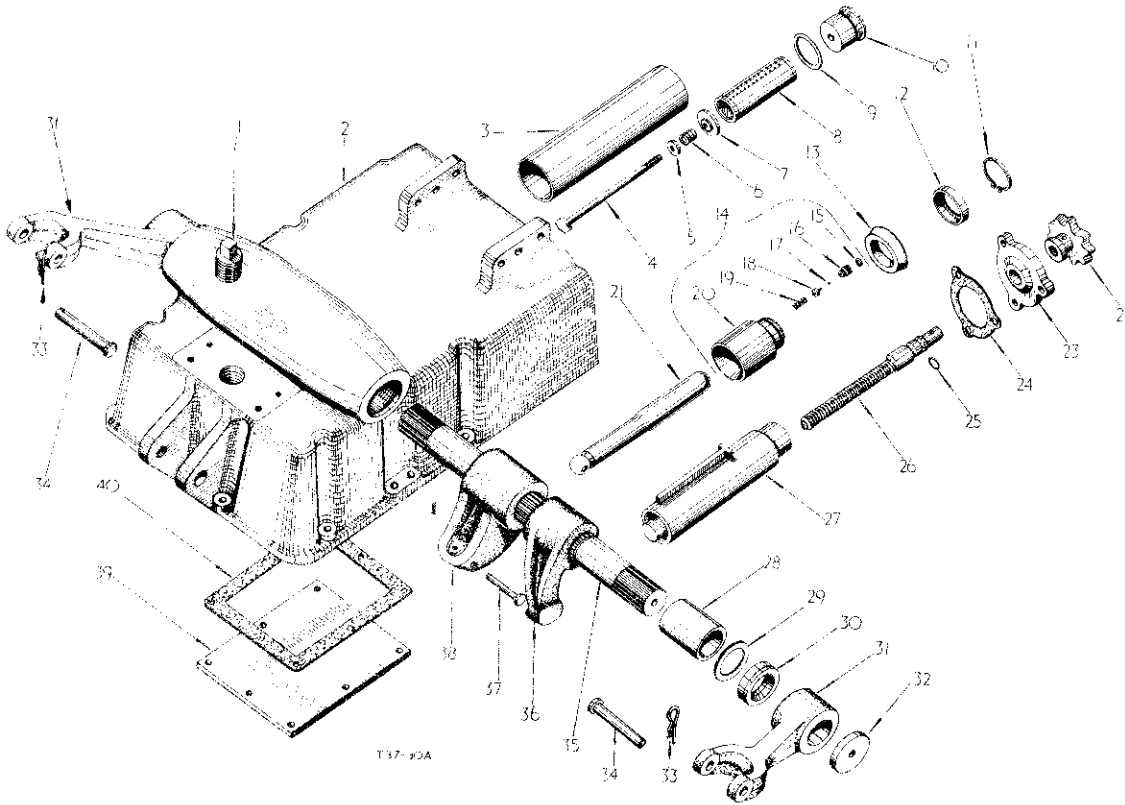
HYDRAULIC LIFT ATTACHMENT - HYDRAULIC LIFT



HYDRAULIC ATTACHMENTS

Ref. No.	Part No.	DESCRIPTION
----------	----------	-------------

HYDRAULIC LIFT ATTACHMENT- HYDRAULIC LIFT- contd.



T 37-93A

	8045 811 R91	ATTACHMENT, hydraulic lift (as req'd) (*) comprising :- Hydraulic Pump and Control Valve (see detail list) Hydraulic Lift
1	105 809	PLUG, pipe, sq-hd., 3/1" NPT) optional
1	215 801	PLUG, pipe, sq-hd., 3/4" NPT)
2	704 274 R91 175 842 105 921	HOUSING, w/two PLUGS 112 428 and PLUG 105 809 opte., hydraulic lift BOLT, hex-hd., 3/8" x 1-3/8" (12) WASHER, lock, 3/8" (12)
3	704 740 R2	CYLINDER, hydraulic
4	18 575 R1	BOLT, hex-hd., 3/16" - 24 UNEF x 0-1/2"
5	Q 398	WASHER, plain, 11/32" x 7/8" x 16 ga.
6	704 738 R1	SPRING, hold-down, by-pass filter
7	704 720 R1	SPRING, by-pass filter hold-down spring

8	701 353 R91	FILTER, by-pass, assy.
9	704 348 R1	"O" RING, by-pass filter)
9	706 087 R1	"O" RING, by-pass filter) optional
9	706 088 R1	"O" RING, by-pass filter)
10	704 710 R2 705 817 R1	BODY, by-pass filter PIN, by-pass filter
11	704 369 R1	CIRCLIP, piston oil seal
12	704 368 R1	RETAINER, oil seal
13	704 367 R1	OIL SEAL, piston
14	707 744 R92	PISTON, assy, (comprising 1 BALL 16 003 R1 1 "O" RING 707 747 R1 1 PISTON 704 356 R2 1 PLUG 707 745 R1 1 RIDER 707 746 R2 1 SPRING 57 361 D)

409



HYDRAULIC ATTACHMENTS

Ref. No.	Part No.	DESCRIPTION
HYDRAULIC LIFT ATTACHMENT - HYDRAULIC LIFT- contd.		
15	707 747 R1	"O" RING, relief valve
16	707 745 R1	PLUG, relief valve
17	16 003 R1	BALL, chrome steel (grade 2) 3/32" dia.
18	707 746 R2	RIDER, ball
19	3066 410 R1	SPRING, valve
20	704 366 R2	PISTON
21	704 363 R2 705 206 R1	ROD, connecting BUSH, connecting rod
22	704 379 R1 188 943	WHEEL, hand, depth control PIN, groove, 3/16" x 1-1/8"
23	704 380 R1 179 885 114 608	SUPPORT, depth control BOLT, hex-hd., 1/2" x 1-1/2" (3) WASHER, lock, external tooth, 1/2" (3)
24	704 381 R1	GASKET, depth control support
25	704 378 R1	RING, depth control, sealing
26	707 889 R1	SCREW, depth control
27	704 370 R21	SPRING, assy., depth control
28	704 356 R1	BUSH, rockshaft (2)
29	704 360 R1	WASHER, rockshaft (2)
30	706 095 R91	OIL SEAL, rockshaft (2))
30	706 308 R91	OIL SEAL, rockshaft (2)) optional
30	709 546 R91	OIL SEAL, rockshaft (2))
31	704 361 R4	ARM, lift (2)
32	707 754 R1 179 885 103 323	PLATE, lift arm, retaining (2) BOLT, hex-hd., 1/2" x 1-1/2" (2) WASHER, lock, 1/2" (2)
33	720 631 R1	PIN, cotter (2)
34	3044 309 R1	PIN, head, std., 5/8" x 3-3/8" (2)
35	707 760 R2	ROCKSHAFT
36	704 359 R2 181 364	CAM, depth control BOLT, hex-hd., 3/8" UNF x 1"
37	704 365 R1 103 383 131 402 H	PIN, head, std., 5/16" x 2-13/16" PIN, cotter, 1/8" dia. x 1/2" WASHER, plain, 11/32" x 9/16" x 16 ga.
38	704 358 R3 181 364	ARM, rocker BOLT, hex-hd., 3/8" UNF x 1"
39	704 338 R1 179 817 103 320	PLATE, cover, hydraulic lift housing BOLT, hex-hd., 5/16" x 5/8" (8) WASHER, lock, 5/16" (8)
40	704 339 R1 112 428	GASKET, cover plate, hydraulic lift housing PLUG, cork, No. o (Hydraulic Lift Housing, cpte.)

(*) Mechanical Depth Control



HYDRAULIC ATTACHMENTS

Ref. No.	Part No.	DESCRIPTION
HYDRAULIC LIFT ATTACHMENT - HYDRAULIC LIFT- contd.		
15	707 747 R1	"O" RING, relief valve
16	707 745 R1	PLUG, relief valve
17	16 003 R1	BALL, chrome steel (grade 2) 3/32" dia.
18	707 746 R2	RIDER, ball
19	3066 410 R1	SPRING, valve
20	704 366 R2	PISTON
21	704 363 R2 705 206 R1	ROD, connecting BUSH, connecting rod
22	704 379 R1 188 943	WHEEL, hand, depth control PIN, groove, 3/16" x 1-1/8"
23	704 380 R1 179 885 114 608	SUPPORT, depth control BOLT, hex-hd., 1/2" x 1-1/2" (3) WASHER, lock, external tooth, 1/2" (3)
24	704 381 R1	GASKET, depth control support
25	704 378 R1	RING, depth control, sealing
26	707 889 R1	SCREW, depth control
27	704 370 R21	SPRING, assy., depth control
28	704 356 R1	BUSH, rockshaft (2)
29	704 360 R1	WASHER, rockshaft (2)
30	706 095 R91	OIL SEAL, rockshaft (2))
30	706 308 R91	OIL SEAL, rockshaft (2)) optional
30	709 546 R91	OIL SEAL, rockshaft (2))
31	704 361 R4	ARM, lift (2)
32	707 754 R1 179 885 103 323	PLATE, lift arm, retaining (2) BOLT, hex-hd., 1/2" x 1-1/2" (2) WASHER, lock, 1/2" (2)
33	720 631 R1	PIN, cotter (2)
34	3044 309 R1	PIN, head, std., 5/8" x 3-3/8" (2)
35	707 760 R2	ROCKSHAFT
36	704 359 R2 181 364	CAM, depth control BOLT, hex-hd., 3/8" UNF x 1"
37	704 365 R1 103 383 131 402 H	PIN, head, std., 5/16" x 2-13/16" PIN, cotter, 1/8" dia. x 1/2" WASHER, plain, 11/32" x 9/16" x 16 ga.
38	704 358 R3 181 364	ARM, rocker BOLT, hex-hd., 3/8" UNF x 1"
39	704 338 R1 179 817 103 320	PLATE, cover, hydraulic lift housing BOLT, hex-hd., 5/16" x 5/8" (8) WASHER, lock, 5/16" (8)
40	704 339 R1 112 428	GASKET, cover plate, hydraulic lift housing PLUG, cork, No. o (Hydraulic Lift Housing, cpte.)

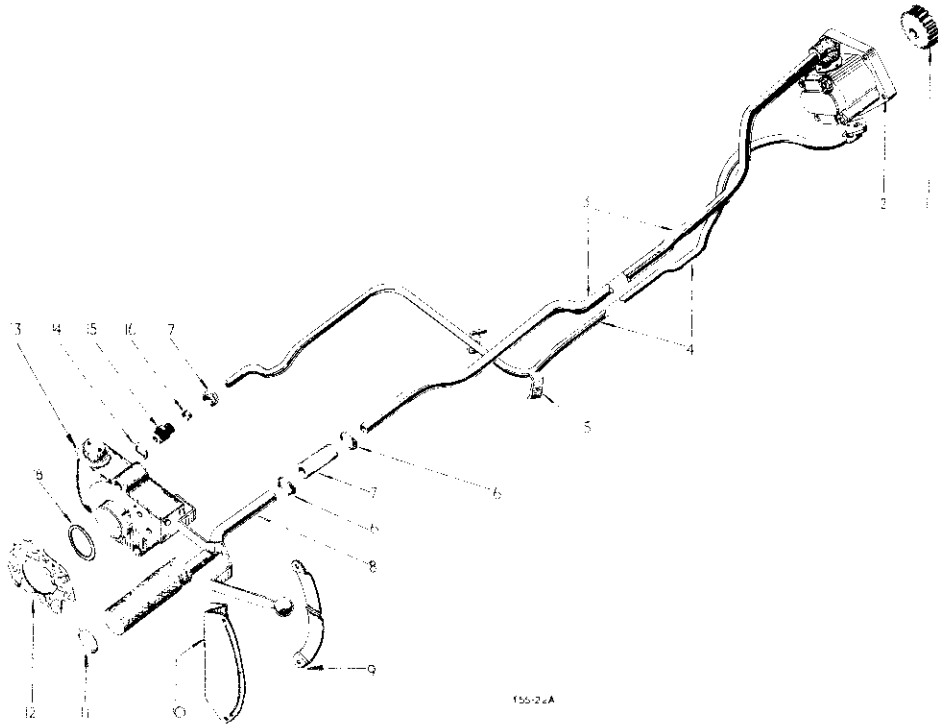
(*) Mechanical Depth Control



HYDRAULIC ATTACHMENTS

Ref. No.	Part No.	DESCRIPTION
----------	----------	-------------

HYDRAULIC LIFT ATTACHMENT- HYDRAULIC PUMP AND CONTROL VALVE



1	704 331 R1	UNION, hydraulic pump
2	704 330 R94	PUMP, cpte., hydraulic (see detail list)
3	3045 508 R11	PIPE, cpte., suction
4	3045 510 R11	PIPE, cpte., pressure
5	706 401 R1	CLAMP, hydraulic pipe (2)
	179 799	BOLT, hex-hd., 1/4" x 1-1/4"
	109 094	NUT, hex., 1/4"
	105 319	WASHER, lock, 1/4"
6	705 237 R31	CLAMP, hose (2)
7	704 741 R1	HOSE, connecting, suction filter
8	704 542 R92	FILTER, cpte., suction
9	3040 078 R2	STRIP, quadrant
	180 118	BOLT, hex-hd., 3/8" x 5/8" (2)
	129 377	NUT, hex., 3/8" (2)
	150 352	WASHER, lock, 3/8" (2)
10	705 232 R1	QUADRANT, control lever
	179 881	BOLT, hex-hd., 1" x 1/2" (2)
	103 323	WASHER, lock, 1/2" (2)



HYDRAULIC ATTACHMENTS

Ref. No.	Part No.	DESCRIPTION
----------	----------	-------------

HYDRAULIC LIFT ATTACHMENT- HYDRAULIC PUMP AND CONTROL VALVE- contd.

11	704 348 R1	"O" RING, suction filter)
11	706 087 R1	"O" RING, suction filter) optional
11	706 088 R1	"O" RING, suction filter)
12	704 625 R3	GASKET, control valve
	704 754 R1	"O" RING, gasket, control valve)
	704 755 R1	"O" RING, gasket, control valve) optional
	704 756 R1	"O" RING, gasket, control valve)
13	704 624 R93	VALVE, w/LEVER cpte., control (see detail list)
	271 566	BOLT, hex-hd., 5/8" x 3"
	271 564	BOLT, hex-hd., 5/8" x 2-1/2"
	271 561	BOLT, hex-hd., 5/8" x 1-7/8"
	114 609	WASHER, lock, external tooth, 5/8" (3)
14	704 337 R1	WASHER, sealing, 1/2" BSP
15	704 336 R1	COUPLING, (body only) male, parallel, 1/2" x 1/2" BSP
16	705 519 R1	RING, sealing (Ermeto)
17	705 520 R1	NUT (Ermeto)
18	704 341 R1	"O" RING, cyl.)
18	706 083 R1	"O" RING, cyl.) optional
18	706 084 R1	"O" RING, cyl.)





HYDRAULIC ATTACHMENTS

Ref. No.	Part No.	DESCRIPTION
----------	----------	-------------

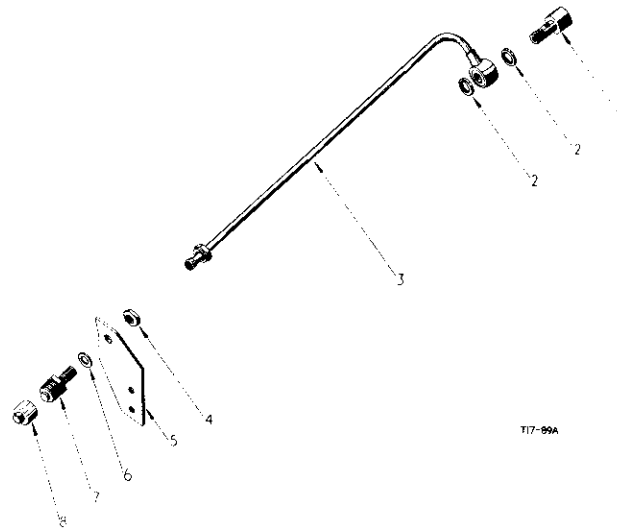
SELF SEALING COUPLING ATTACHMENT



HYDRAULIC ATTACHMENT

Ref. No.	Part No.	DESCRIPTION
----------	----------	-------------

SELF SEALING COUPLING ATTACHMENT- contd.



T17-89A

	705 517 R91	ATTACHMENT, self sealing coupling (*)
1	705 512 R1	BOLT, self sealing coupling
2	704 337 R1	SEAL, (Dowty) 1/2" BSP (2)
3	706 588 R91	PIPE, assy., self sealing coupling
4	752 448 R1	NUT, lock, 1/2" BSP
5	705 516 R2	SUPPORT, self sealing coupling
	179 880	BOLT, hex-hd., 1/2" x 7/8"
	179 883	BOLT, hex-hd., 1/2" x 1-1/4"
	103 323	WASHER, lock, 1/2" (2)
6	551 658 R1	WASHER, plain, 25/32" x 1-1/4" x 22 ga. (**)
Q 3	501	WASHER, plain, 25/32" x 1-1/4" x 16 ga. (**)
	573 813 R1	WASHER, plain, 25/32" x 1-1/4" x 11 ga. (**)
7	3041 962 R91	COUPLING, self sealing, male half
		comprising :-
	3045 135 R1	"O" RING
	3045 134 R91	SLEEVE, assy., sub.
	3045 136 R1	SLEEVE, tubular
	3045 137 R1	SPRING

7	705 579 R91	COUPLING, self sealing (Dowty) male half
		comprising :-
	3045 140 R1	"O" RING
	3045 138 R1	SPRING, locking
	3045 139 R1	SPRING, valve (male half)
	3045 141 R1	VALVE
	3045 142 R91	SLEEVE, valve assy.
8	705 578 R1	CAP, coupling, dust) optional
8	3041 963 R1	CAP, dust)
	706 589 R91	PACKAGE, self sealing coupling pipe and coupling, service (As req'd)
		(comprising
		1 COUPLING 705 579 R1
		1 NUT 752 448 R1
		1 PIPE 706 588 R92)

(*) Can only be used when tractor is fitted with hydraulic lift attachment (Mechanical Depth Control)

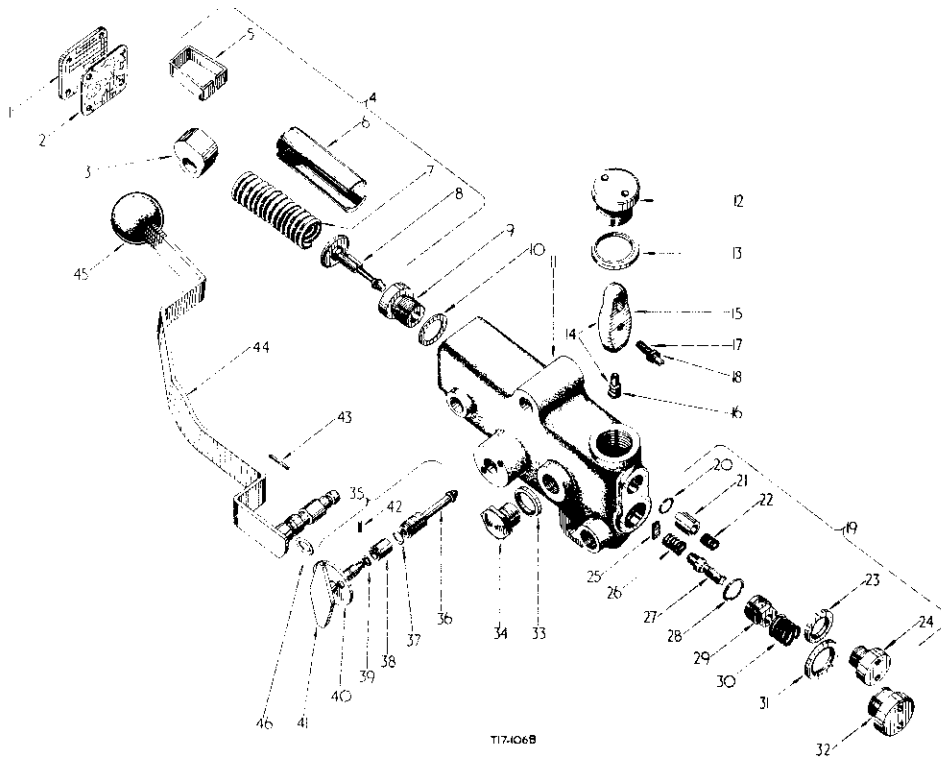
(**) To be used as required



HYDRAULIC ATTACHMENTS

Ref. No.	Part No.	DESCRIPTION
----------	----------	-------------

CONTROL VALVE



T17406B

	704 24 R93	VALVE, cpte., control
1	706 006 R1 173 793 103 319	COVER SCREW (+) WASHER, lock (4)
2	706 007 R1	GASKET
3	706 002 R1	CAM
4	707 330 R92	VALVE, assy., relief sub. (comprising 1 SPRING 705 999 R2 1 STIRRUP 707 353 R1 1 STIRRUP 706 001 R1 1 VALVE 707 352 R2)
5	706 001 R1	STIRRUP, cam
6	707 353 R1	STIRRUP, spung
7	705 999 R2	SPRING, pressure control
8	707 352 R2	VALVE, relief
9	706 975 R1	SEAT, relief valve
10	705 996 R1	WASHER, copper
11	705 994 R1	BODY
12	706 025 R1	PLUG
13	706 406 R1	WASHER, (Dowty)
14	706 908 R91	LEVER, w/LEVER 706 009 R1 and BALL 706 010 R1 cpte., intercouple , S.A.



HYDRAULIC ATTACHMENTS

Ref. No.	Part No.	DESCRIPTION
----------	----------	-------------

CONTROL VALVE- contd.

15	706 009 R1	LEVER, intercouple
16	706 010 R1	BALL, end
17	222 449	SCREW, adjusting
18	114 492	NUT, lock
19	706 011 R91	DASHPOT, S. A. (comprising 1 CIRCLIP 706 015 R1 1 HOUSING 706 012 R1 1 PISTON 706 013 R1 1 SPRING 706 014 R1 1 WASHER 704 337 R1)
20	706 015 R1	CIRCLIP
21	706 013 R1	PISTON, dashpot
22	706 014 R1	SPRING
23	704 337 R1	WASHER, (Dowty)
24	706 012 R1	HOUSING, dashpot
25	706 022 R1	STOP
26	706 021 R1	SPRING
27	706 020 R1	VALVE, non-return
28	706 018 R1	WASHER, copper
29	706 017 R1	SEAT, non-return valve
30	706 019 R1	SPRING



HYDRAULIC ATTACHMENTS

Ref. No.	Part No.	DESCRIPTION
CONTROL VALVE- contd.		
31	708 496 R1	WASHER, (Dowty)
32	706 025 R1	PLUG
33	706 016 R1	WASHER, (Dowty)
34	706 027 R1	PLUG
35	706 576 R91	VALVE, cpte., assy., isolating, sub. (comprising
		1 BUSH 706 582 R1
		1 "O" RING 706 585 R1
		1 "O" RING 706 584 R1
		1 PLATE 706 583 R1
		1 PLUG 706 035 R1
		1 PLUG 706 036 R1
		1 PIN 706 586 R1
		2 SCREW 179 793
		1 VALVE 706 581 R1
		1 VALVE 706 578 R91
		2 WASHER 103 319)
36	706 581 R1	VALVE, isolator
37	706 585 R1	"O" RING
38	706 582 R1	BUSH
39	706 584 R1	"O" RING
40	706 583 R1	PLATE, stop
41	706 578 R91	VALVE, assy., spindle, isolating
42	706 586 R1	PIN, mills
43	706 005 R1	PIN
44	706 003 R92	SHAFT and LEVER, w/KNOB 706 004 R1 cpte. sub. assy.
45	706 004 R1	KNOB, shaft and lever
46	3067 183 R1	"O" RING, 7/16" x 3/8" x 3/32" (class 6)
	706 035 R1	PLUG, packing
	706 036 R1	PLUG, packing
	179 793	SCREW (2)
	103 319	WASHER, lock (2)



HYDRAULIC ATTACHMENTS

Ref. No.	Part No.	DESCRIPTION
----------	----------	-------------



HYDRAULIC ATTACHMENTS

Ref. No.	Part No.	DESCRIPTION
----------	----------	-------------

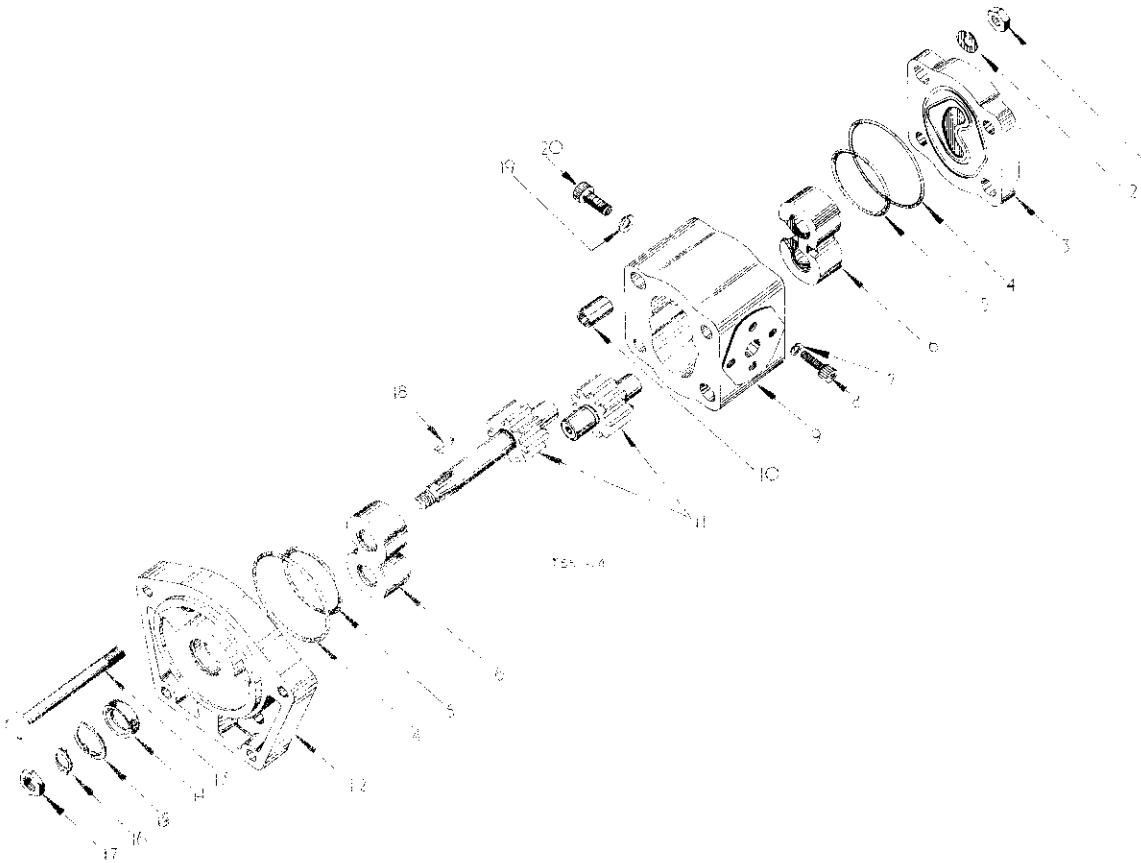
HYDRAULIC PUMP



HYDRAULIC ATTACHMENTS

Ref. No.	Part No.	DESCRIPTION
----------	----------	-------------

HYDRAULIC PUMP- contd.



104	030 R04	PUMP, cptr., hydraulic Plessey C-25-VR	11	3044 627 R01	PACK gear spares
		comprising :-	12	708 595 R1	FLANGE
1	3044 632 R1	NUT, class 2B, 3/8" UNF (4)	12	3044 650 R1	FLANGE (clockwise) (*)
2	3044 634 R1	WASHER, spring, 3/8" (4)	13	3044 635 R1	BOLT (4)
3	3044 626 R1	COVER	14	708 423 R01	OIL SEAL (*)
4	3044 628 R1	O-RING, flange sealing (2)	14	3044 625 R01	OIL SEAL
5	3044 624 R1	O-RING, pressure relief (2)	15	3044 620 R1	CIRCLIP
6	3044 622 R01	BEARING (2)	16	3044 636 R1	WASHER, lock
7	3044 644 R1	WASHER, spring (2)	17	3044 638 R1	NUT, lock
8	3044 642 R1	SCREW, Allen, 1/4" x 3/4" (2)	18	3044 637 R1	KEY, Woodruff
9	3044 633 R1	BODY, pump	18	3044 643 R1	WASHER, spring (2)
	304 819 R1	O-RING, manifold (inlet)	20	3044 641 R1	SCREW, Allen, 5/16" x 3/4" (2)
	304 221 R1	O-RING, manifold (outlet)		3044 645 R01	PACK, seal (As req'd)
10	3044 678 R1	DOWEL, hollow (4)			

(*) Used with Plessey C - 25 - LS Pumps



HYDRAULIC ATTACHMENTS

Ref. No.	Part No.	DESCRIPTION
----------	----------	-------------

HYDRAULIC LIFT ATTACHMENT- (VARY TOUCH)

3044 363 R01 ATTACHMENT, hydraulic lift

comprising :-

- CONTROL LEVER (see detail list)
- CONTROL VALVE ASSY. (see detail list)
- HOUSING
- LIFT ARMS (see detail list)
- PUMP (see detail list)
- PIPES, suction and pressure (see detail list)

HYDRAULIC LIFT ATTACHMENT (VARY TOUCH)-HOUSING

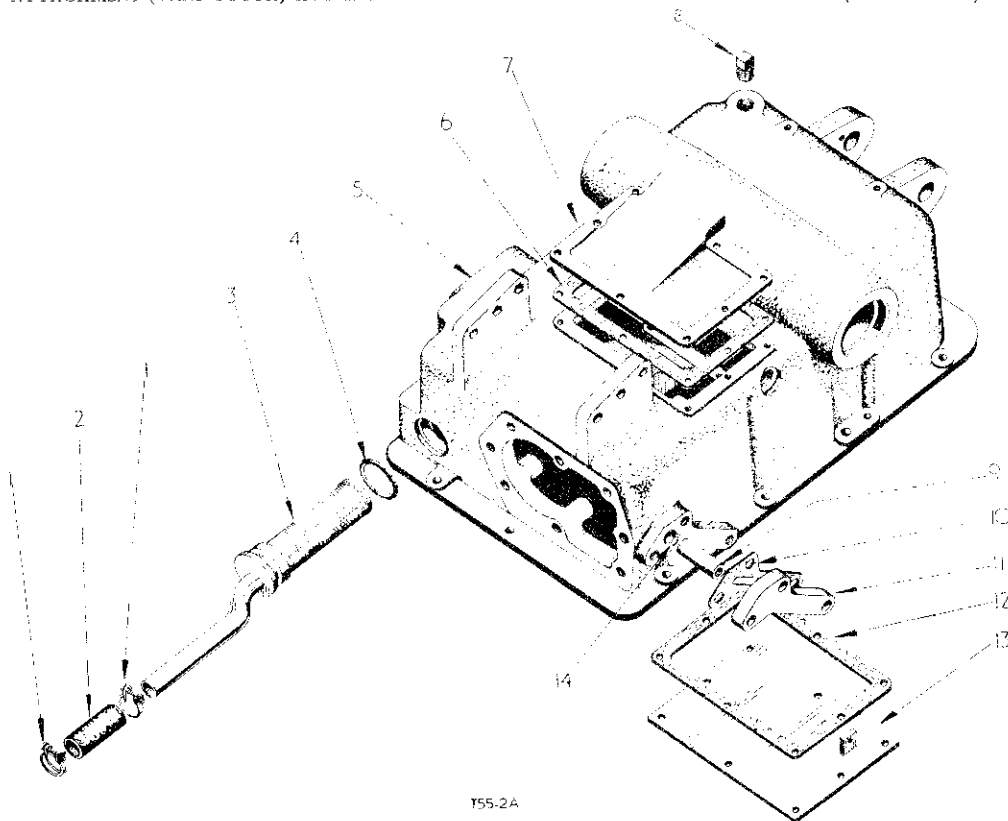


HYDRAULIC ATTACHMENTS

Ref. No.	Part No.	DESCRIPTION
----------	----------	-------------

HYDRAULIC LIFT ATTACHMENT- (VARY TOUCH)- contd.

HYDRAULIC LIFT ATTACHMENT (VARY TOUCH)- HOUSING - contd.



Y55-2A

1	705 937 R01	CLAMP, hose (2)
2	704 741 R1	HOSE, suction filter
3	3044 368 R02	FILTER, cpte., suction
4	704 348 R1	"O" RING, suction filter
5	3044 365 R2	HOUSING, hydraulic lift (*)
	179 842	BOLT, hex-hd., 3/8" x 1-3/8" (10)
	186 284	BOLT, hex-hd., 3/8" x 3-3/4"
	103 321	WASHER, lock, 3/8" (11)
6	3044 367 R1	GASKET, top cover plate
7	3044 366 R12	PLATE, top cover assy.
	179 814	BOLT, hex-hd., 5/16" x 5/8" (8)
	103 320	WASHER, lock, 5/16" (8)
8	103 869	PLUG, sq-hd., 3/4" ANPT pipe
9	751 540 R1	CONNECTOR, valve return

10	3063 055 R1	GASKET, auxiliary valve, cover plate
11	751 541 R1	PLATE, auxiliary valve, cover
	179 841	BOLT, hex-hd., 3/8" x 1-1/4" (3)
	103 321	WASHER, lock, 3/8" (3)
12	751 499 R1	GASKET, hydraulic lift housing, cover plate
13	751 497 R11	PLATE, cpte., cover, hydraulic lift housing
	179 814	BOLT, hex-hd., 5/16" x 5/8" (8)
	103 320	WASHER, lock, 5/16" (8)
14	377 952 R1	"O" RING, 9/16" x 3/4" x 3/32" (class 6)
	280 608 R01	PLUG, magnetic drain, 3/4" NPT
	3063 873 R01	PACKAGE, hydraulic lift housing service (As req'd)

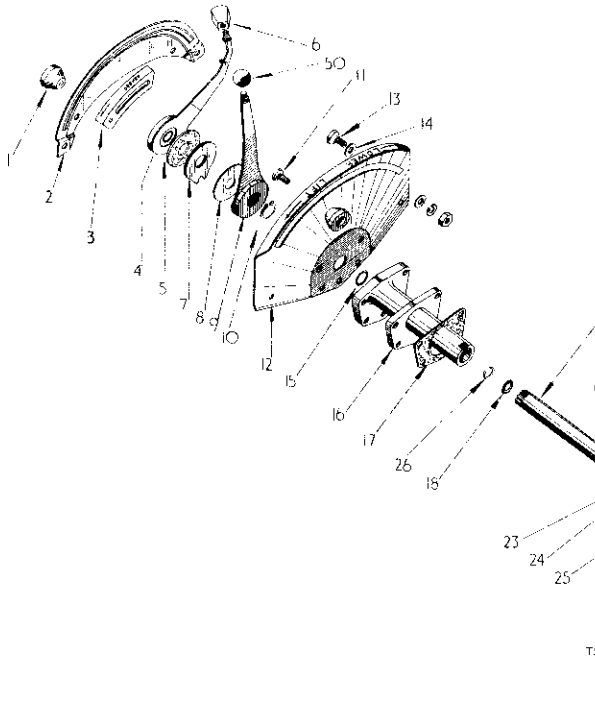
(*) On orders for HOUSING 3044 365 R1 order PACKAGE 3064 873 R01



HYDRAULIC ATTACHMENTS

Ref. No.	Part No.	DESCRIPTION
----------	----------	-------------

HYDRAULIC LIFT ATTACHMENT(VARY TOUCH)-
CONTROL LEVERS



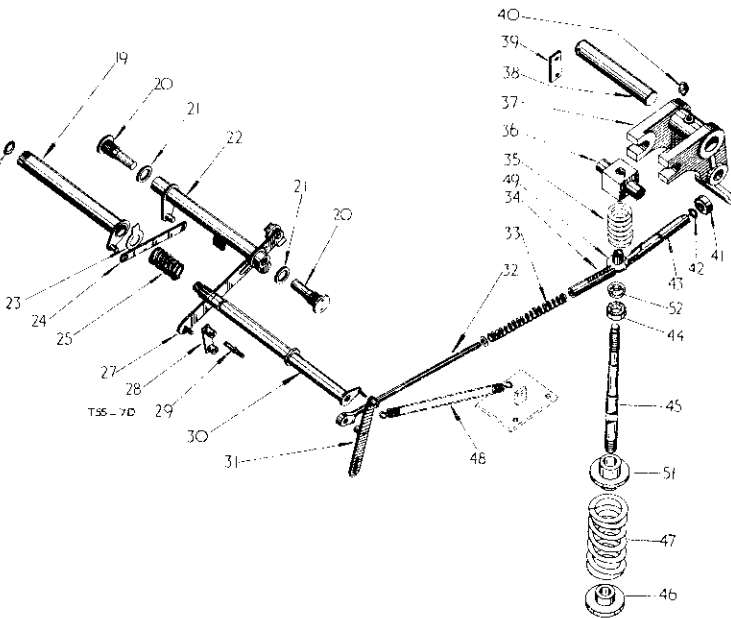
1	3009 891 R1	NUT, control lever, stop
1	3044 389 R1	NUT, control lever, stop
2	3044 387 R2	STRIP, quadrant (***)
	180 075	BOLT, hex-hd., 5/16" x 5/8" (2)
	120 376	NUT, hex., 5/16" (2)
	120 214	WASHER, lock, 5/16" (2)
3	3045 639 R11	SLIDE, assy., draft
4	3044 393 R92	LEVER, w/KNOB 376 959 R1 assy., control (draft)
5	3044 397 R1	WASHER, friction
6	376 959 R1	KNOB, control lever
7	3044 402 R1	PLATE, friction
8	3044 887 R1	DISC, cotter - friction
9	3044 393 R91	LEVER, w/KNOB 3063 270 R1 assy., control



HYDRAULIC ATTACHMENTS

Ref. No.	Part No.	DESCRIPTION
----------	----------	-------------

HYDRAULIC LIFT ATTACHMENT (VARY TOUCH)-
CONTROL LEVERS- contd.



10	3044 888 R1	DISC, inner - friction up to B-414/1783
10	3049 026 R1	CIRCLIP, 25 mm B-414/1784 up to 10827
10	704 589 R1	CIRCLIP, 24 mm B-414/10828 up
11	3044 388 R1	STOP, control lever
12	3044 386 R2	QUADRANT, control lever
	180 124	BOLT, hex-hd., 3/8" x 1-1/4" (4)
	120 377	NUT, hex., 3/8" (4)
	120 382	WASHER, lock, 3/8" (4)
13	180 121	BOLT, hex-hd., 3/8" x 7/8")
	120 377	NUT, hex., 3/8")
	120 382	WASHER, lock, 3/8")
		act as position control lever stop
	120 394	WASHER, plain, 13/32" x 13/16" x 16 ga.
14	3047 693 R1	STOP, position control lever



HYDRAULIC ATTACHMENTS

Ref. No.	Part No.	DESCRIPTION
HYDRAULIC LIFT ATTACHMENT (VARY TOUCH)- CONTROL LEVERS- contd.		
15	350 818 R1	"O" RING, 1" x 1-1/4" x 1/8" (class 5)
16	3044 391 R2 179 840 3049 399 R1 103 321	BRACKET, quadrant BOLT, hex-hd., 3/8" x 1-1/8" (4) PIN, dowel, 7/16" dia. x 1-1/4" long WASHER, lock, 3/8" (4)
17	3044 392 R1	GASKET, quadrant bracket
18	377 952 R1	"O" RING, 9/16" x 3/4" x 3/32" (class 6)
19	3044 408 R93	SLEEVE, cpte., position control (*)
20	3044 417 R1	PIVOT, cross tube (2)
21	709 840 R1	WASHER, Dowty (2)
22	3044 413 R91	TUBE, cpte., cross, position control
23	3044 886 R1	WASHER, tab
24	3044 412 R1 103 373 103 340	LINK, connecting PIN, cotter (2) WASHER, plain, 11/32" x 11/16" x 1/16" (2)
25	3044 407 R1	SPRING, draft control crankshaft
26	3048 955 R1	CIRCLIP
27	3044 418 R91	LINK, cpte., position control
28	3044 423 R91	ARM, cpte., radius, position control link
29	751 575 R1 114 501 103 361 103 319	PIN, radius arm, pivot NUT, hex., 1/4" PIN, cotter, 1/16" dia. x 1/2" WASHER, lock, 1/4"
30	3044 403 R92 131 426 131 016	CRANKSHAFT, cpte., draft control NUT, low crown, 5/8" WASHER, plain, 21/32" x 1-5/16"
31	3044 383 R91 Q 1 284 103 373 103 383	LINK, cpte., valve operating PIN, std-hd., 1/4" x 3/4" PIN, cotter, 3/32" x 3/4" PIN, cotter, 1/8" dia. x 1/2"
32	751 515 R1 103 364 103 340	LINK, draft PIN, cotter, 1/8" dia. x 3/4" (2) WASHER, plain, 11/32" x 11/16" x 1/16" (2)
33	751 517 R1	SPRING, draft link
34	751 514 R1 103 383 512 166 R1	CLEVIS, draft link PIN, cotter, 1/8" dia. x 1/2" PIN, std. hd., 1/4" dia. x 7/8"
35	751 506 R2	SPRING, top link
36	751 508 R1	TRUNNION, top link
37	751 503 R1	CRANK, top link
38	3049 067 R1	SHAFT, crank, top link
39	3041 366 R1 179 818 103 320	PLATE, top link crankshaft, lock BOLT, hex-hd., 5/16" x 1" (2) WASHER, lock, 5/16" (2)
40	119 512	LUBRICATOR, top link crankshaft



HYDRAULIC ATTACHMENTS

Ref. No.	Part No.	DESCRIPTION
HYDRAULIC LIFT ATTACHMENT (VARY TOUCH)- CONTROL LEVERS- contd.		
41	751 513 R1	OIL SEAL
42	3067 183 R1	"O" RING, 7/16" x 3/8" x 3/32" (class 6)
43	751 512 R1	PLUNGER, draft link
44	3047 651 R1	OIL SEAL
45	751 509 R3 124 847 427 636 108 644 108 630	SPINDLE, top link (**) LOCKNUT, hex., 5/8" NUT, sltd-hex., 3/4" PIN, cotter, 3/16" dia. x 1-3/8" PIN, cotter, 1/8" dia. x 7/8"
46	751 507 R1	SEAT, compression spring B-414/28439 and/2389 Petrol up
48	751 507 R1 3049 370 R1 3049 369 R1 551 178	SEAT, compression spring (2) up to B-414/28438 and/2388 Petrol WASHER, plain, 21/32" x 1-3/8" x 16 ga. (As req'd) WASHER, plain, 21/32" x 1-3/8" x 11 ga. (As req'd) WASHER, plain, 25/32" x 1-3/4" x 16 ga. (As req'd)
47	751 505 R1	SPRING, top link
48	751 516 R1	SPRING, draft link, return
49	3040 826 R3	SEAT, spring (small)
50	3063 270 R1	KNOB, control lever
51	3064 871 R1	SEAT, spring B-414/28439 and /2388 Petrol up
52	3064 872 R1	RING, wycip scraper B-414/28439 and/2388 Petrol up
		(*) On orders for SLEEVE 3044 408 R92 order 3044 408 R93 w/CIRCLIP 704 589 R1
		(**) On orders for SPINDLE 751 509 R1 order 751 509 R2 w/PIN 108 630
		(***) On orders for STRIP 3044 387 R1 order 3044 387 R2 w/LEVER 3044 393 R92



HYDRAULIC ATTACHMENTS

Ref. No.	Part No.	DESCRIPTION
----------	----------	-------------

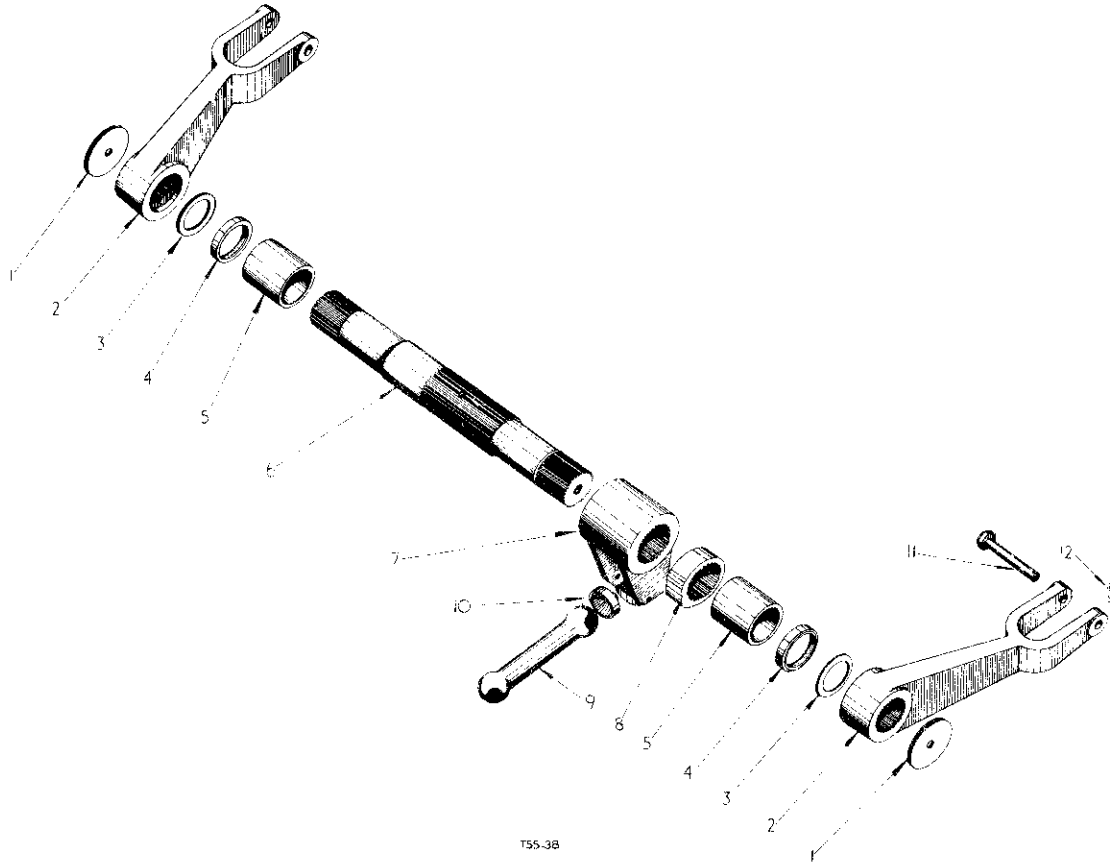
HYDRAULIC LIFT ATTACHMENT (VARY TOUCH)-
HYDRAULIC LIFT ARMS



HYDRAULIC ATTACHMENTS

Ref. No.	Part No.	DESCRIPTION
----------	----------	-------------

HYDRAULIC LIFT ATTACHMENT (VARY TOUCH)-
HYDRAULIC LIFT ARMS- contd.



T55-38

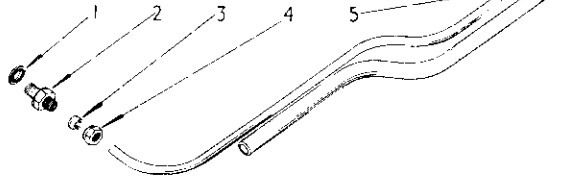
1	708 922 R1 179 885 103 323	PLATE, lift arm, retaining (2) BOLT, hex-hd., 1/2" x 1-1/2" (2) WASHER, lock, 1/2" (2)	7	3044 373 R1 181 364	ARM, rocker BOLT, hex-hd., 3/8" UNF x 1"
2	3044 375 R1	ARM, lift (2)	8	3048 400 R1	CAM, rockshaft
3	3044 372 R1	WASHER, rockshaft (2)	9	708 924 R1 Q 3 533 103 383	ROD, connecting PIN, std. hd., 5/16" x 3" PIN, cotter, 1/8" dia. x 1/2"
4	708 920 R9Z	OIL SEAL, rockshaft (2)	10	3046 977 R1	BUSH, connecting rod
5	3044 371 R1	BUSH, rockshaft (2)	11	3044 309 R1	PIN, std. hd., (5/8" dia. x 3-3/8") (2)
6	3044 370 R1	ROCKSHAFT	12	720 631 R1	PIN, cotter (2)



HYDRAULIC ATTACHMENTS

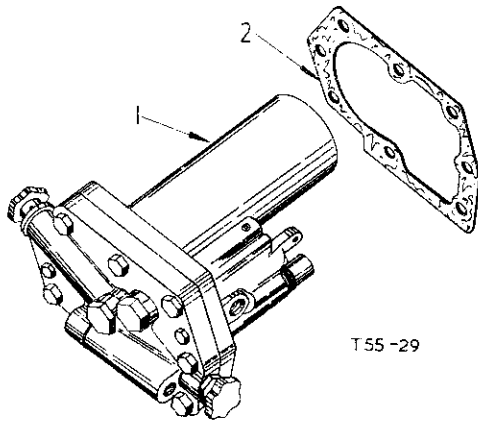
Ref. No.	Part No.	DESCRIPTION
----------	----------	-------------

HYDRAULIC LIFT ATTACHMENT (VARY TOUCH)
PUMP, SUCTION AND PRESSURE PIPES



1	704 337 R1	WASHER, sealing, 1/2" BSP
2	704 336 R1	COUPLING, male, parallel, 1/2" x 1/2" BSP
3	705 519 R1	RING, sealing
4	705 520 R1	NUT
5	3045 509 R21	PIPE, cpte., pressure
6	3045 508 R21	PIPE, cpte., suction

HYDRAULIC LIFT ATTACHMENT (VARY TOUCH)-
CONTROL VALVE ASSEMBLY



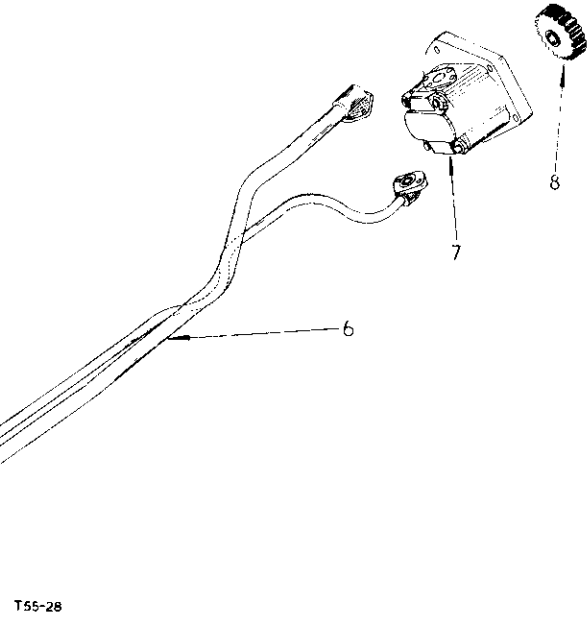
T 55-29



HYDRAULIC ATTACHMENTS

Ref. No.	Part No.	DESCRIPTION
----------	----------	-------------

HYDRAULIC LIFT ATTACHMENT (VARY TOUCH)
PUMP, SUCTION AND PRESSURE PIPES- contd.



T55-28

7	704 330 R94	PUMP, cpte., hydraulic (see detail list)
	179 828	BOLT, hex-hd., 2-1/2" x 5/16" (3)
	179 829	BOLT, hex-hd., 2-3/4" x 5/16"
8	704 331 R1	PINION, hydraulic pump
	706 405 R1	CLAMP, hydraulic pipe (2)
	179 799	BOLT, hex-hd., 1/4" x 1-1/4"
	103 084	NUT, hex., 1/4"
	103 319	WASHER, lock, 1/4"

HYDRAULIC LIFT ATTACHMENT (VARY TOUCH)-
CONTROL VALVE ASSEMBLY- contd.

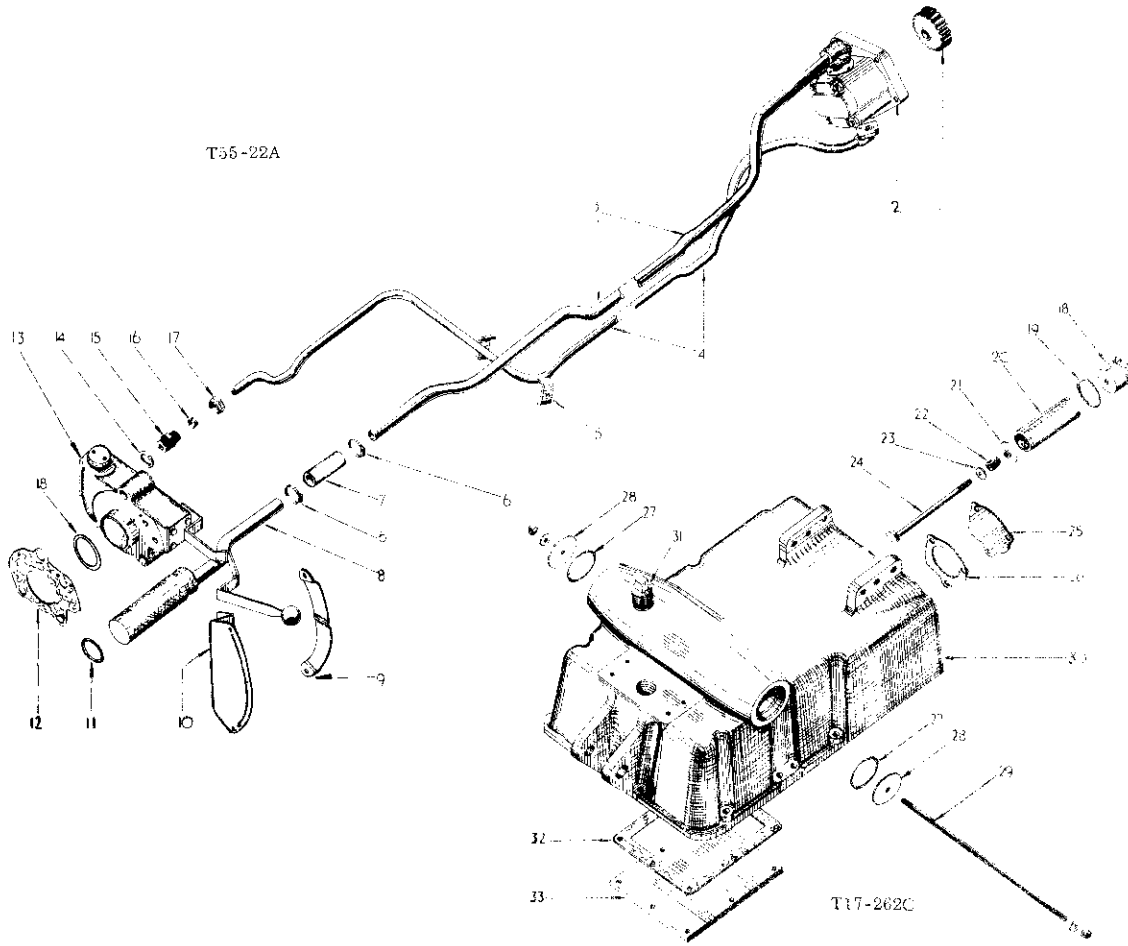
1	3045 119 R97	VALVE, assy., control (see detail list)
	179 891	BOLT, hex-hd., 1/2" x 2-1/2" (8)
	103 323	WASHER, lock, 1/2" (7)
	704 743 R91	WASHER, Dowty, 1/4" BSP
2	3044 437 R1	GASKET, valve body



HYDRAULIC ATTACHMENTS

Ref. No.	Part No.	DESCRIPTION
----------	----------	-------------

HYDRAULIC LIFT ATTACHMENT - (FOR USE W/REMOTE CYLINDERS)



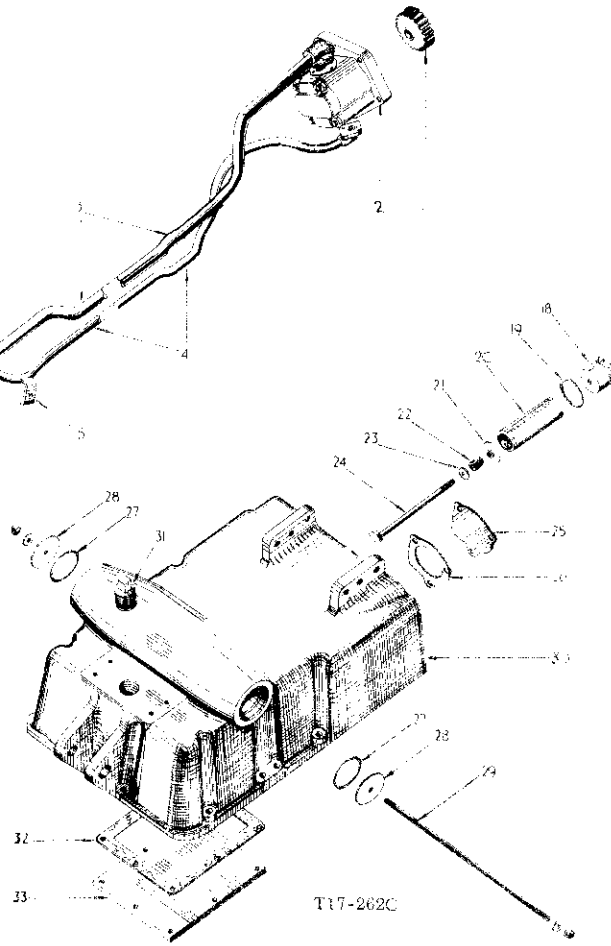
1	704 331 R1	PINION, hydraulic pump
2	704 330 R94 179 828 179 829	PUMP, cpte., hydraulic (see detail list) BOLT, hex-hd., 5/16" x 2-1/2" (3) BOLT, hex-hd., 5/16" x 2-3/4"
3	3045 508 R11	PIPE, cpte., suction
4	3045 510 R11	PIPE, cpte., pressure
5	706 405 R1 179 799 109 084 103 319	CLAMP, hydraulic pipe (2) BOLT, hex-hd., 1/4" x 1-1/4" NUT, hex., 1/4" WASHER, lock, 1/4"
6	705 937 R91	CLAMP, hose (2)
7	704 741 R1	HOSE, connecting, suction filter
8	704 342 R92	FILTER, cpte., suction
9	3040 078 R2 180 118 120 377 120 382	STRIP, quadrant BOLT, hex-hd., 3/8" x 5/8" (2) NUT, hex., 3/8" (2) WASHER, lock, 3/8" (2)



HYDRAULIC ATTACHMENTS

Ref. No.	Part No.	DESCRIPTION
----------	----------	-------------

HYDRAULIC LIFT ATTACHMENT (FOR USE W/REMOTE CYLINDERS)-contd.



10	705 232 R1 179 881 103 323	QUADRANT, control lever BOLT, hex-hd., 1" x 1-1/2" (2) WASHER, lock, 1/2" (2)
11	704 343 R1	"O" RING, micron filter
12	704 625 R3 252 739 R1	GASKET, control valve "O" RING, gasket, control valve, 1/2" x 1 1/16" x 3/32" (plastic)
13	704 624 R93 271 566 271 564 271 561 114 609	VALVE, w/LEVER, cpte., control (see detail list) BOLT, hex-hd., 5/8" x 3" BOLT, hex-hd., 5/8" x 2-1/2" BOLT, hex-hd., 5/8" x 1-7/8" WASHER, lock, external tooth, 5/8" (3)
14	704 337 R1	WASHER, sealing, 3/8" BSP
15	704 336 R1	COUPLING, male, parallel, 1/2" x 1/2" BSP
16	705 519 R1	RING, sealing (Ermeto)
17	705 520 R1	NUT, (Ermeto)



HYDRAULIC ATTACHMENTS

Ref. No.	Part No.	DESCRIPTION
HYDRAULIC LIFT ATTACHMENT-(FOR USE W/REMOTE CYLINDERS)-contd.		
18	704 740 R2 705 817 R1	BODY, by-pass filter PIN, by-pass filter
19	704 548 R1	"O" RING, by-pass filter
20	704 361 R31	FILTER, assy., by-pass
21	704 730 R1	SEAT, by-pass filter hold-down spring
22	704 738 R1	SPRING, by-pass filter hold-down
23	Q 398	WASHER, plain, 11/32" x 7/8" x 16 ga.
24	18 575 R1	BOLT, hex-hd., 5/8" UNF x 6-1/2"
25	708 177 R1 179 881 103 323	PLATE, depth control blanking BOLT, 1/2" x 1" (3) WASHER, lock, 1/2" (3)
26	704 381 R1	GASKET, depth control blanking plate
27	704 341 R1	"O" RING (2)
28	708 179 R1	WASHER, blanking (2)
29	708 178 R1 102 655 Q 1 505 103 321	ROD, tie NUT, hex., 3/8" (2) WASHER, plain, 13/32" x 1" x 16 ga. (2) WASHER, lock, 3/8" (2)
30	704 274 R31 179 842 103 321	HOUSING, w/two PLUGS 112 428 and PLUG 103 869 opte., hydraulic lift BOLT, hex-hd., 3/8" x 1-3/8" (12) WASHER, lock, 3/8" (12)
31	103 869 219 301	PLUG, pipe, 3/4" NPT) optional PLUG, pipe, 3/4" NPT)
32	704 339 R1	GASKET, hydraulic lift housing cover plate
33	704 338 R1 179 817 103 320 708 181 R1 112 428	PLATE, hydraulic lift housing cover BOLT, hex-hd., 5/16" x 5/8" (8) WASHER, lock, 5/16" (8) GASKET (2) PLUG, cork, No. 9 (2)



HYDRAULIC ATTACHMENTS

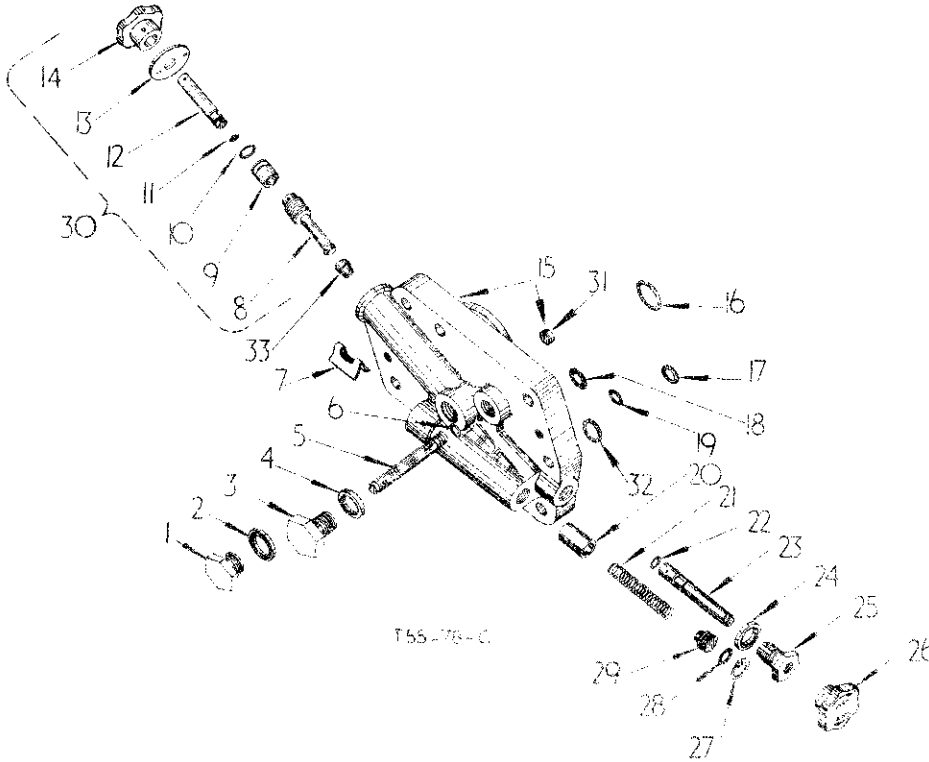
Ref. No.	Part No.	DESCRIPTION
HYDRAULIC LIFT ATTACHMENT-(FOR USE W/REMOTE CYLINDERS)-contd.		
18	704 740 R2 705 817 R1	BODY, by-pass filter PIN, by-pass filter
19	704 548 R1	"O" RING, by-pass filter
20	704 361 R31	FILTER, assy., by-pass
21	704 730 R1	SEAT, by-pass filter hold-down spring
22	704 738 R1	SPRING, by-pass filter hold-down
23	Q 398	WASHER, plain, 11/32" x 7/8" x 16 ga.
24	18 575 R1	BOLT, hex-hd., 5/8" UNF x 6-1/2"
25	708 177 R1 179 881 103 323	PLATE, depth control blanking BOLT, 1/2" x 1" (3) WASHER, lock, 1/2" (3)
26	704 381 R1	GASKET, depth control blanking plate
27	704 341 R1	"O" RING (2)
28	708 179 R1	WASHER, blanking (2)
29	708 178 R1 102 655 Q 1 505 103 321	ROD, tie NUT, hex., 3/8" (2) WASHER, plain, 13/32" x 1" x 16 ga. (2) WASHER, lock, 3/8" (2)
30	704 274 R31 179 842 103 321	HOUSING, w/two PLUGS 112 428 and PLUG 103 869 opte., hydraulic lift BOLT, hex-hd., 3/8" x 1-3/8" (12) WASHER, lock, 3/8" (12)
31	103 869 219 301	PLUG, pipe, 3/4" NPT) optional PLUG, pipe, 3/4" NPT)
32	704 339 R1	GASKET, hydraulic lift housing cover plate
33	704 338 R1 179 817 103 320 708 181 R1 112 428	PLATE, hydraulic lift housing cover BOLT, hex-hd., 5/16" x 5/8" (8) WASHER, lock, 5/16" (8) GASKET (2) PLUG, cork, No. 9 (2)



HYDRAULIC ATTACHMENTS

Ref. No.	Part No.	DESCRIPTION
----------	----------	-------------

CONTROL VALVE- CYLINDER HEAD



HYDRAULIC ATTACHMENTS

Ref. No.	Part No.	DESCRIPTION
----------	----------	-------------

CONTROL VALVE- CYLINDER HEAD- contd.

3045 115 R05	VALVE control unit (Vary Touch) comprising - CYLINDER HEAD VALVE BODY (see detail list)	
CYLINDER HEAD		
1	705 017 R1	PLUG, 1/2" BSP (Auxiliary Tapping)
2	704 007 R1	WASHER, sealing, 1/2" BSP
3	751 580 R3	BOLT, needle valve cover (***)
4	3045 118 R1	WASHER, Dowty
5	3647 294 R05	ORIFICE, assy. (**)
6	705 584 R1	"O" RING, 1/4" x 3/8" x 1/16"
7	3045 109 R2	SPACER
8	3045 152 R2	VALVE, isolate (***)
9	3045 106 R1	BUSHL, isolate valve
10	3045 116 R1	"O" RING, 11/32" x 21/32"
11	3007 254 R1	"O" RING, 7/32" x 11/32" (class 1)

12	3045 107 R1 113 113	SHAFT, isolate valve knob PIN, groove, 7/32" dia. x 1/2"
13	3045 104 R2 175 165 153 019	PLATE, stop WASHER, hex-hd., 1/4" x 1/2" (1) WASHER, lock, 1/2" (2)
14	3045 118 R1 145 096	KNOB, isolate valve PIN, groove, 5/32" dia. x 7/8"
15	3045 090 R03	HEAD, w/PLUG 3045 108 R1 and SLAT 3007 140 R1 assy., cylinder (2" dia.)
16	350 007 R1	"O" RING, pressure outlet, 11/16" x 1/8" x 3/32" (class 5)
17	350 223 R1	"O" RING, 9/16" x 3/4" x 3/32"
18	350 019 R1	"O" RING, 1/4" x 3/8" (Angus)
19	3007 183 R1	"O" RING, pressure, inlet, 7/16" x 5/8" x 3/32" (class 6)
20	3045 105 R1	PISTON, speed control
21	3045 111 R1	SPRING, speed control piston
22	370 056 R1	"O" RING, 5/16" x 7/16" x 1/16" (class 6)
23	17 310 R1	SPOOL, speed control (**) PIN, rail, 5/16" dia. x 1/2"
24	3045 010 P1	WASHER, Dowty



HYDRAULIC ATTACHMENTS

Ref. No.	Part No.	DESCRIPTION
----------	----------	-------------

CONTROL VALVE - CYLINDER HEAD - contd.

25		LATCH, spool (*)
26	3045 112 R1 142 494	KNOB, speed control PIN, groove, 5/32" dia. x 7/8"
27	3047 246 R1	CIRCLIP (for 11/16" dia. bore)
28	3067 183 R1	"O" RING, 7/16" x 5/8" x 3/32"
29	3045 110 R1	PLUG
	3045 103 R11	SPOOL, speed control (comprising 1 KNOB 3045 112 R1 1 LATCH 1 PIN 17 136 R1 1 PIN 142 494 1 SPOOL)
30	3045 102 R21	VALVE, assy., isolator (%) (comprising 1 BUSH 3045 106 R1 1 KNOB 3045 113 R1 1 "O" RING 3067 284 R1 1 "O" RING 3045 116 R1 1 PIN 443 137 1 PIN 142 494 1 PLATE 3045 104 R1 1 SHAFT 3045 107 R1 1 VALVE 3045 102 R1)
31	3045 108 R1	PLUG
32	377 952 R1	"O" RING, 9/16" x 3/4" x 3/32" (class 6)
33	3067 146 R1	SEAT, isolator valve
	3067 148 R91	PACKAGE, field improvement isolator valve seat (As req'd)
	(*)	Order SPOOL 3045 103 R11
	(**)	On orders for 3047 294 R93 order 3047 291 R94 and 751 580 R3
	(***)	On orders for 751 580 R2 order 751 580 R3 and 3047 294 R94
	(****)	On orders for 3045 102 R1 order PACKAGE 3067 148 R91
	(%)	On orders for R11 order 3045 102 R21 w/ SEAT 3067 146 R1
	(% %)	On orders for 3049 090 R92 order HEAD 3049 090 R93 w/VALVE 3045 162 R2 and PIN 443 137



HYDRAULIC ATTACHMENTS

Ref. No.	Part No.	DESCRIPTION
----------	----------	-------------



HYDRAULIC ATTACHMENTS

Ref. No.	Part No.	DESCRIPTION
----------	----------	-------------

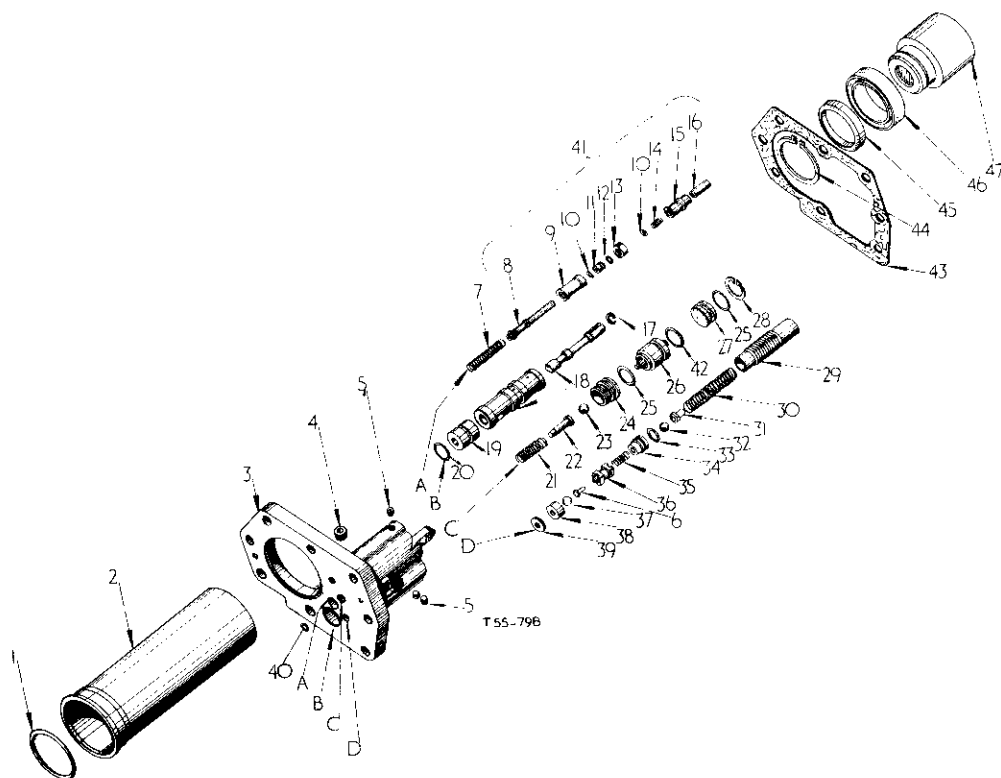
CONTROL VALVE- VALVE BODY



HYDRAULIC ATTACHMENTS

Ref. No.	Part No.	DESCRIPTION
----------	----------	-------------

CONTROL VALVE- VALVE BODY - contd.



1	381 871 R1	"O" RING, cyl., 2-5/8" x 3" x 3/16 (class 6)	13		PLUG, lowering sleeve (*)
2	3044 434 R1	CYLINDER, hydraulic lift	14	3045 610 R1	SPRING, plunger
3	3044 426 R1	BODY, valve	15		SLEEVE, lowering spool (*)
	179 799	CAPSCREW, hex-hd., 1/4" x 1-1/4" (2)	16		PLUNGER, lowering spool (*)
	103 319	WASHER, lock, 1/4" (2)	17	3040 910 R1	CIRCLIP, internal 1/2" bore
4	444 097	PLUG, 3/8" NPT	18	3049 088 R91	SPOOL and SLEEVE, w/CIRCLIP 3040 910 R1 assy., (matched set)
5	444 687	PLUG, 1/8" NPT (3)	19	3040 809 R1	PLUG, main sleeve
6	3063 495 R1	RIDER, ball	20	385 713 R1	"O" RING, valve sleeve, 13/16" x 1-1/16" x 1/8"
7	41 608 D	SPRING, spool	21	352 026 R2	SPRING, flow control valve ball
8		SPOOL, lowering (*)	22	350 084 R2	RIDER, flow control valve ball
9		SLEEVE, lowering (*)	23	16 018 R1	BALL, flow control valve
10	706 584 R1	"O" RING, 1/4" x 3/8" x 1/16" (2)	24	751 562 R1	SEAT, flow control valve
11		GLAND, lowering spool (*)	25	704 378 R1	"O" RING (2)
12	379 366 R1	"O" RING, 5/16" x 7/16" x 1/16" (class 6)			



HYDRAULIC ATTACHMENTS

Ref. No.	Part No.	DESCRIPTION
CONTROL VALVE- VALVE BODY- contd.		
26	751 563 R91	PISTON, valve cpte.
27	751 566 R1	PLUG, valve piston
28	751 567 R1	CIRCLIP, internal, 1-3/16" bore
29	751 558 R2	HOUSING, relief valve spring
30	751 557 R1	SPRING, relief valve
31	751 556 R2	RIDER, relief valve ball
32	16 012 R1	BALL, relief valve
33	377 952 R1	"O" RING, valve seat, 9/16" x 3/4" x 3/32" (class 6)
34	751 554 R1	SEAT, relief valve
35	704 717 R1	SPRING, non-return valve
36	751 556 R2	SLEEVE, non-return valve
37	16 012 R1	BALL, non-return valve
38	751 559 R2	SEAT, non-return valve
39	751 560 R1	WASHER, copper, 9/32" x 23/32" x 16 ga.
40	379 365 R1	"O" RING, flow control valve bore, 3/8" x 1/2" x 1/16" (class 6)
41	3049 142 R92	SPOOL, lowering, assy. (comprising 1 GLAND \$ 1 "O" RING 379 366 R1 2 "O" RING 706 584 R1 1 PLUG \$ 1 PLUNGER \$ 1 SLEEVE \$ 1 SLEEVE \$ 1 SPOOL \$ 1 SPRING 3045 610 R1)
42	254 691 R1	"O" RING, valve piston
43	3044 437 R1	GASKET, valve body
44	3047 842 R1	CIRCLIP, piston oil seal
45	3044 279 R1	RETAINER, oil seal
46	3044 378 R91	OIL SEAL, piston
47	3044 377 R2	PISTON, assy., order 3044 376 R91 B-414/8106 to/16649
47	3044 378 R91	PISTON, assy. comprising :- 16 003 R1 BALL, chrome steel, 3/32" dia.) (grade 2.)) 707 747 R1 "O" RING, relief valve)) 707 745 R1 PLUG, relief valve)) 3044 377 R2 PISTON)) 707 746 R2 RIDER, ball)) 57 561 D SPRING, valve) up to B-414/8106 B-414/16656 up



HYDRAULIC ATTACHMENTS

Ref. No.	Part No.	DESCRIPTION
CONTROL VALVE- VALVE BODY- contd.		
	3063 656 R91	PACKAGE, non-return valve and relief valve (As req'd) (comprising 2 BALL 16 012 R1 1 HOUSING 751 558 R2 1 "O" RING 377 952 R1 1 RIDER 3063 495 R1 1 RIDER 751 556 R2 1 SEAT 751 554 R1 1 SEAT 751 559 R1 1 SPRING 751 557 R1 1 SPRING 704 717 R1 1 SLEEVE 751 555 R2 1 WASHER 751 556 R1)
	3063 658 R91	PACKAGE, service, lowering spool (comprising 1 "O" RING 3067 183 R1 1 "O" RING 379 365 R1 1 "O" RING 356 867 R1 1 "O" RING 352 213 R1 1 "O" RING 381 871 R1 1 SPACER 3044 433 R1 1 SPOOL 3063 657 R91 1 SPRING 41 058 DA)
	3063 660 R91	PACKAGE, improvement, lowering spool (comprising 1 "O" RING 3067 183 R1 1 "O" RING 379 365 R1 1 "O" RING 356 867 R1 1 "O" RING 352 213 R1 1 "O" RING 381 871 R1 1 SPOOL 3049 142 R92 1 SPRING 41 058 DA)
		(*) Order 3049 142 R92 \$ not supplied separately



HYDRAULIC ATTACHMENTS

Ref. No.	Part No.	DESCRIPTION
----------	----------	-------------

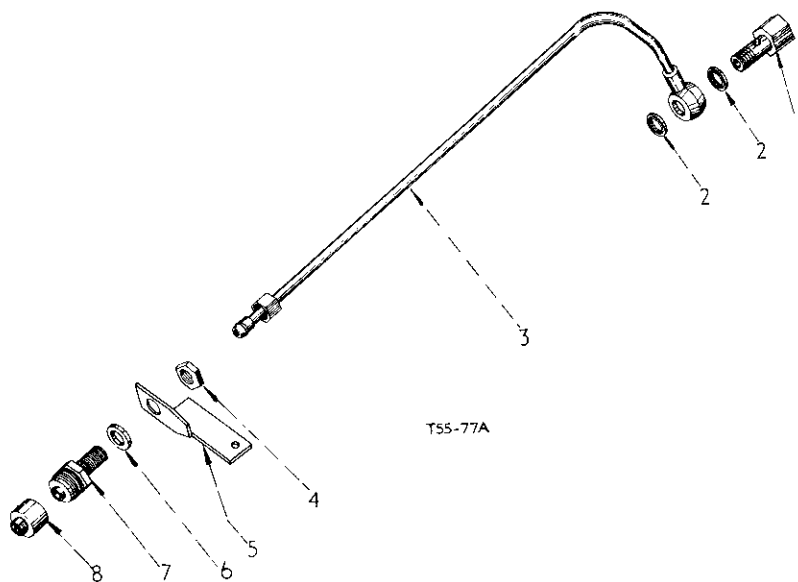
SELF SEALING COUPLING ATTACHMENT



HYDRAULIC ATTACHMENTS

Ref. No.	Part No.	DESCRIPTION
----------	----------	-------------

SELF SEALING COUPLING ATTACHMENT- contd.



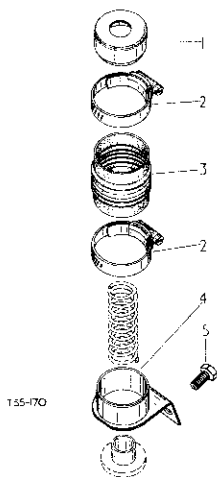
	3048 413 R91	ATTACHMENT, self sealing coupling (*)	7	705 579 R91	COUPLING, self sealing (Dowty) male half
1	705 512 R1	BOLT, self sealing coupling			comprising :-
2	704 337 R1	WASHER, Dowty, 1/2" BSP (2)		3045 140 R1	"O" RING
3	3048 414 R91	PIPE, assy., self sealing coupling		3045 138 R1	SPRING, locking
4	752 448 R1	NUT, lock, 1/2" BSP		3045 139 R1	SPRING, valve (male half)
5	3048 416 R1	BRACKET, self sealing coupling		3045 141 R1	VALVE
	179 880	BOLT, hex-hd., 1/2" x 7/8"		3045 142 R91	SLEEVE, assy. valve
	179 883	BOLT, hex-hd., 1/2" x 1-1/4"			
	103 323	WASHER, lock, 1/2" (2)		8 705 578 R1	CAP, coupling, dust) optional
6	551 658 R1	WASHER, plain, 25/32" x 1-1/4" x 22 ga. (**)	8	3041 963 R1	CAP, dust)
6	3 501	WASHER, plain, 25/32" x 1-1/4" x 16 ga. (**)			
	575 813 R1	WASHER, plain, 25/32" x 1-1/4" x 11 ga. (**)			
7	3041 962 R91	COUPLING, self sealing, male half			(*) Can only be used when tractor is fitted with Hydraulic Lift attachment (Vary Touch)
		comprising :-			(**) To be used as required
	3045 135 R1	"O" RING			
	3045 134 R1	SLEEVE, sub. assy.			
	3045 136 R1	SLEEVE, tubular			
	3045 137 R1	SPRING			



HYDRAULIC ATTACHMENTS

Ref. No.	Part No.	DESCRIPTION
PACKAGES (FIELD IMPROVEMENT)		
3063 930 R93		PACKAGE, field improvement used w/Vary Touch Control
		comprising :-
3063 920 R1		ADAPTOR (4)
570 828 R1		"O" RING (4)
3063 912 R91		BLOCK, cpte., relief valve assy.
179 839		BOLT, hex-hd., 3/8" x 1" (2)
103 321		WASHER, lock, 3/8" (2)
706 405 R1		CLAMP, pipe (2)
179 801		BOLT, hex-hd., 1/4" x 1-1/2"
109 084		NUT, hex., 1/4"
103 319		WASHER, lock, 1/4"
3040 744 R91		CLIP, hose (8)
3062 073 R93		FILTER, suction
3062 074 R1		HOSE, connecting (4)
3063 927 R91		HOSE, pressure (power steering)
3063 923 R1		MANIFOLD, suction, cpte.
704 348 R1		"O" RING, suction filter
3063 928 R1		PLATE, support, relief valve
179 862		BOLT, hex-hd., 7/16" x 1-1/2" (2)
3063 925 R11		PIPE, cpte., pressure
3063 921 R1		PIPE, suction, front
3063 922 R1		PIPE, suction, rear
3063 911 R91		PUMP, dual
705 519 R1		RING, sealing
106 794		TAP, drain) optional
707 888 R92		TAP, drain)

TOP LINK SPRING DUST COVER FIELD IMPROVEMENT PACKAGE



HYDRAULIC ATTACHMENTS

Ref. No.	Part No.	DESCRIPTION
PACKAGES (FIELD IMPROVEMENT)- contd.		
3063 932 R93		PACKAGE, field improvement used w/Mech. Depth Control
		comprising :-
3063 920 R1		ADAPTOR (4)
570 828 R1		"O" RING (4)
3063 912 R91		BLOCK, cpte., relief valve assy.
179 839		BOLT, hex-hd., 3/8" x 1" (2)
103 321		WASHER, lock, 3/8" (2)
706 405 R1		CLAMP, pipe (2)
179 801		BOLT, hex-hd., 1/4" x 1-1/2"
109 084		NUT, hex., 1/4"
103 319		WASHER, lock, 1/4"
3040 744 R91		CLIP, hose (8)
3062 076 R93		FILTER, suction, cpte.
3062 074 R1		HOSE, connecting (4)
3063 927 R91		HOSE, pressure (power steering)
3063 923 R91		MANIFOLD, cpte., suction
704 348 R1		"O" RING, suction filter
3063 928 R1		PLATE, support, relief valve
179 862		BOLT, hex-hd., 7/16" x 1-1/2" (2)
3063 929 R11		PIPE, cpte., pressure
3063 921 R1		PIPE, suction, front
3063 922 R1		PIPE, suction, rear
3063 911 R91		PUMP, dual
705 519 R1		RING, sealing
106 794		TAP, drain) optional
707 888 R92		TAP, drain)

TOP LINK SPRING DUST COVER FIELD IMPROVEMENT PACKAGE- contd.

	3067 747 R91	PACKAGE, field improvement, top link spring dust cover (*)
		comprising :-
1	3067 781 R1	SLEEVE, top
2	704 288 R91	CLIP, worm drive (f/1-5/8" dia. hose) (2)
3	3067 782 R1	COVER, dust
4	3067 761 R91	RETAINER, welded assy., sleeve
5	179 814	BOLT, hex-hd., 5/16" x 5/8"
	103 320	WASHER, lock, 5/16"
	Q 397	WASHER, plain, 11/32" x 3/4" x 16 ga. (As req'd)

(*) up to B-414/28439 &/2388 Petrol)

This package can only be fitted when either the SPRING SEAT 3040 826 R1 or R3 is also fitted.

BT-2C PARTS CATALOGUE

MCCORMICK INTERNATIONAL

B-414 TRACTOR

DIESEL AND PETROL MODELS

DIESEL
ENGINE

1

PETROL
ENGINE

2

ELECTRICAL
SYSTEM

3

CHASSIS

4

HYDRAULIC
ATTACHMENT

5

ATTACHMENT

6

The black tabs shown on the right side of this page line up with the corresponding tabs in the catalogue.

This catalogue supersedes BT-2B which should be destroyed.

**INTERNATIONAL HARVESTER COMPANY
OF GREAT BRITAIN LIMITED**

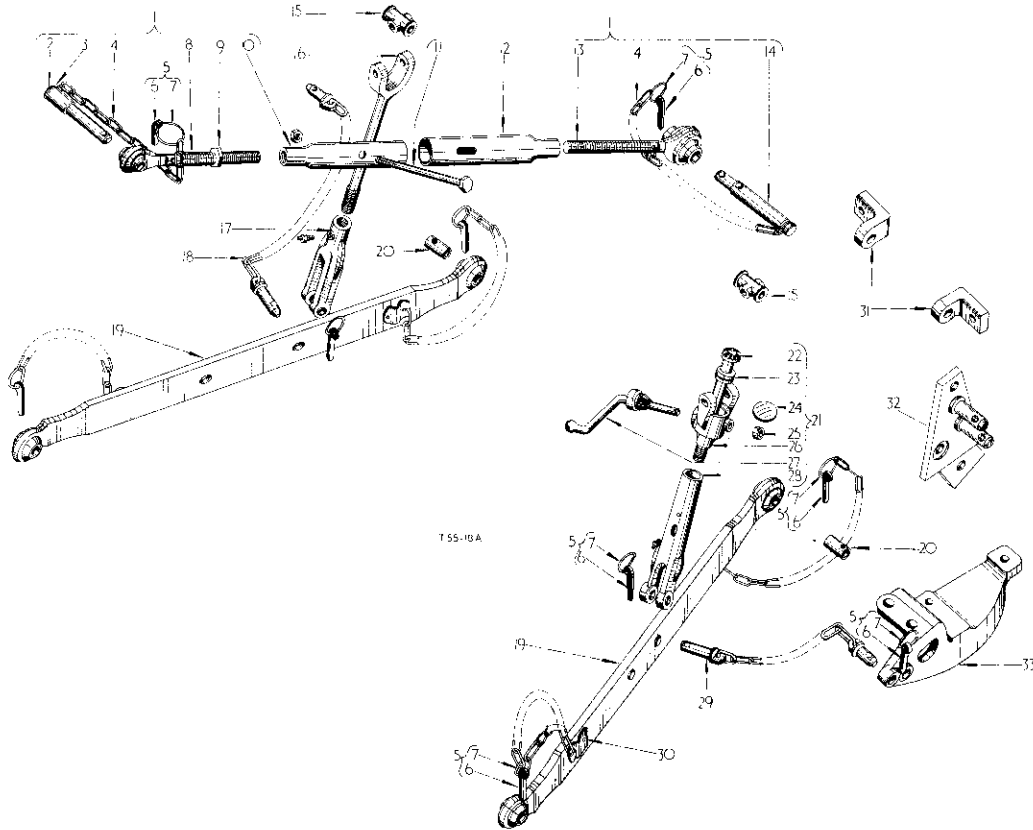
259 CITY ROAD, LONDON, E.C.1



ATTACHMENTS

Ref. No.	Part No.	DESCRIPTION
----------	----------	-------------

THREE POINT LINKAGE ATTACHMENT



ATTACHMENTS

Ref. No.	Part No.	DESCRIPTION
----------	----------	-------------

THREE POINT LINKAGE ATTACHMENT- contd.

KEY to UNITS

- 707 820 R93 ATTACHMENT, three point linkage (Illustrated) (High Hitch Points) (*) (A)
- 706 137 R94 ATTACHMENT, three point linkage (Low Hitch Points) (*) (B)

(Units) Letters of these units correspond with those following the description of the parts in the list below and identifies the unit for which the part is used. Items without letters after the description indicates the part is used for all units.

- 1 704 176 R94 LINK, cpte., top telescoping (comprising)
 - 1 BOLT 19 952 R1
 - 2 CHAIN 704 184 R93
 - 2 COTTER 704 212 R91
 - 1 EYEBOLT 704 178 R21
 - 1 EYEBOLT 704 177 R21
 - 2 HOOK 704 185 R1
 - 1 LINK 704 179 R1
 - 1 LINK 704 180 R1
 - 1 NUT 426 899
 - 1 NUT 3069 861 R1
 - 1 PIN 704 182 R1
 - 1 PIN 704 183 R1)

- 2 704 183 R1 PIN, top link (cat. 1)
- 3 704 185 R1 HOOK, top link pin (2)
- 4 704 184 R93 CHAIN, w/RING assy., top link pin, retaining (2)
- 5 704 212 R91 COTTER, w/COTTER 700 531 R1 and RING 704 187 R1 assy., implement (10)
- 6 700 531 R1 COTTER, implement (10)
- 7 704 187 R1 RING, clip, implement cotter (10)
- 8 704 178 R21 EYEBOLT, w/BALL, assy., top link (cat. 1)
- 9 426 899 NUT, 1" jam (cad-pltd.)
- 10 704 180 R1 LINK, top, telescoping (half) (cat. 1 end)
- 11 19 952 R1 BOLT, hex-hd., 1/2" x 7" (cad-pltd.)
3069 816 R1 NUT, self-sealing, 1/2" (cad-pltd.)



A T T A C H M E N T S

Ref. No.	Part No.	DESCRIPTION
THREE POINT LINKAGE ATTACHMENT- contd.		
12	704 179 R1	LINK, top, telescoping (half) (cat. 2 end)
13	704 177 R21	EYEBOLT, w/BALL assy., top link (cat. 2)
14	704 182 R1	PIN, top link (cat. 2)
15	704 207 R3 119 512	SWIVEL, lift rod (2) LUBRICATOR, lift rod
16	704 541 R3 3044 309 R1 103 407	ROD, lift, upper half PIN, special, std-hd., 5/8" x 3-3/8" PIN, cotter, 3/16" x 1"
17	704 542 R5	ROD, lift, lower half
18	704 208 R93	CHAIN, assy., check (2)
19	704 188 R97	LINK, w/two HOLDERS 707 071 R12 and two COTTERS 704 212 R91 assy., lower, (2)
20	704 194 R2	BUSH, lower link (2)
21	704 196 R96	ROD, cpte., lift, levelling (comprising 1 BEARING 704 197 R91 1 BOX 704 195 R4 1 CRANK 704 200 R32 1 COLLAR 704 203 R1 2 LUBRICATOR 119 512 1 NUT 704 205 R3 1 PIN 142 507 1 PLUG 172 580 1 ROD 704 198 R1)
22	704 198 R1	ROD, levelling
23	704 197 R91	BEARING, ball, thrust, 20 mm)
23	704 201 R91	BEARING, ball, thrust, 20 mm) optional
23	704 202 R91	BEARING, ball, thrust, 20 mm)
24	172 580	PLUG, expansion, 1-7/8" O.D.
25	704 203 R1 142 507	COLLAR, levelling control crank PIN, , groove, type 1, 3/16" x 7/8"
26	704 195 R4 119 512	BOX, levelling LUBRICATOR, 7/16"
27	704 200 R32	CRANK, levelling control
28	704 205 R3 119 512	NUT, levelling rod LUBRICATOR, 7/16"
29	704 208 R93	CHAIN, assy., check (2)
30	707 071 R12	HOLDER, w/CHAIN cpte., lynch pin (4)
31	704 779 R3 17 349 R1 103 323	BRACKET, check chain, inner (2) BOLT, hex-hd., 1/2" x 1-1/16" (2) WASHER, lock, 1/2" (2)
32	707 817 R91	PLATE, cpte., support, drawbar, R.H.)
32	707 816 R91	PLATE, cpte., support, drawbar, L.H.) (A) used on 707 820 R32 attachment
32	3064 335 R91	PLATE, cpte., support, drawbar R.H. (A) (Illustrated)
32	3064 336 R91 271 606 114 610	PLATE, cpte., support, drawbar L.H. (A) CAPSCREW, hex-hd., 3/4" x 1-3/8" (**) (4) WASHER, lock, external tooth, 3/4" (**) (4)



A T T A C H M E N T S

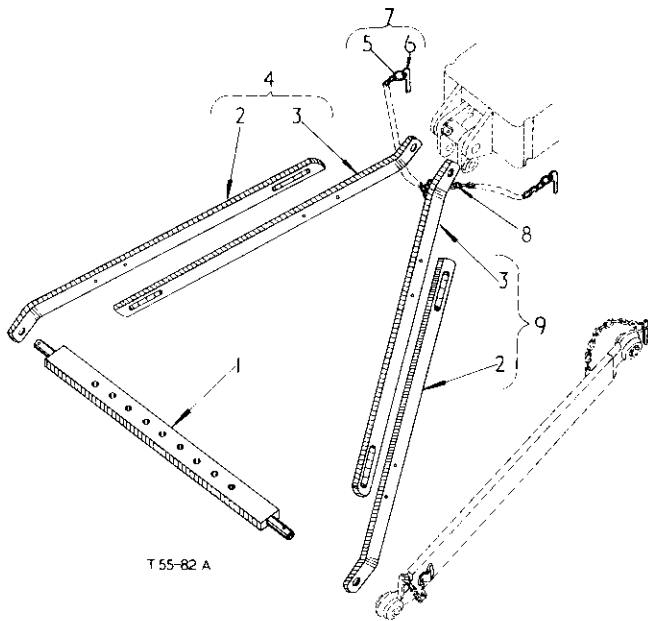
Ref. No.	Part No.	DESCRIPTION
THREE POINT LINKAGE ATTACHMENT- contd.		
32	704 052 R12	PLATE, cpte., support, drawbar R.H.)
32	704 051 R12	PLATE, cpte., support, drawbar L.H.) (B) used on 706 137 R93 attachment
32	3060 786 R11	PLATE, cpte., support, drawbar R.H. (B)
32	3060 787 R11	PLATE, cpte., support, drawbar L.H. (B)
33	707 815 R1 707 814 R1 704 214 R2 704 213 R2 17 956 R1 102 639	BRACKET, check chain, R.H. (A) (Illustrated) BRACKET, check chain, L.H. (A) BRACKET, check chain, R.H. (b) BRACKET, check chain, L.H. (b) BOLT, mach., hex-hd., 7-3/4" x 5/8" (4) NUT, hex., 3/8" (4)
	709 307 R92	EYEBOLT, assy., top link, (cat. 1) (As req'd) (comprising 1 CHAIN 704 184 R92 1 COTTER 704 212 R91 1 EYEBOLT 704 178 R21 1 HOOK 704 185 R1 1 PIN 704 183 R1 1 NUT 218 445)
	709 308 R92	EYEBOLT, assy., top link, (cat. 2) (As req'd) (comprising 1 CHAIN 704 184 R92 1 COTTER 704 212 R91 1 EYEBOLT 704 177 R21 1 HOOK 704 185 R1 1 PIN 704 182 R1)
	704 190 R51	END, cpte., lower link, (cat. 1) (As req'd)
	704 191 R51	END, cpte. lower link (cat. 2) (As req'd)
		(*) Used only with Hydraulic Lift Attachment (Mech. Depth Control)
		(* *) Not required when Drawbar Attachment fitted



A T T A C H M E N T S

Ref. No.	Part No.	DESCRIPTION
----------	----------	-------------

THREE POINT LINKAGE DRAWBAR ATTACHMENT



3049 064 R91		ATTACHMENT, three point linkage drawbar (*)
1	751 764 R1	DRAWBAR
2	751 765 R1	STRUT, lower half (2)
	179 884	BOLT, hex-hd., 1/2" x 1-3/8" (2)
	102 637	NUT, hex., 1/2" (2)
	103 323	WASHER, lock, 1/2" (2)
	103 343	WASHER, plain, 17/32" x 1-1/16" x .095 (2)
3	751 766 R1	STRUT, upper half (2)
4	751 769 R91	STRUT, cpte., L.H.
		(comprising
	2 BOLT	179 884
	2 NUT	102 637
	1 STRUT	751 766 R1
	1 STRUT	751 765 R1
	2 WASHER	103 323
	2 WASHER	103 343)
5	704 187 R1	RING, implement cotter, clip (2)
6	700 531 R1	COTTER, implement (2)
7	704 212 R91	COTTER, w/COTTER 700 531 R1 and RING 704 187 R1 cpte., implement (2)
8	3049 066 R91	STRUT, w/STRUT 751 766 R1 and COTTER 704 212 R91 cpte., R.H. upper half
	114 884	BOLT, hex-hd., 1/2" x 1-3/8" (2)
	102 637	NUT, hex., 1/2" (2)
	103 343	WASHER, 17/32" x 1-1/16" x .095 (2)
	103 323	WASHER, lock, 1/2" (2)
9	3049 065 R91	STRUT, w/STRUT 3049 066 R91 and STRUT 751 765 R1 cpte., R.H.

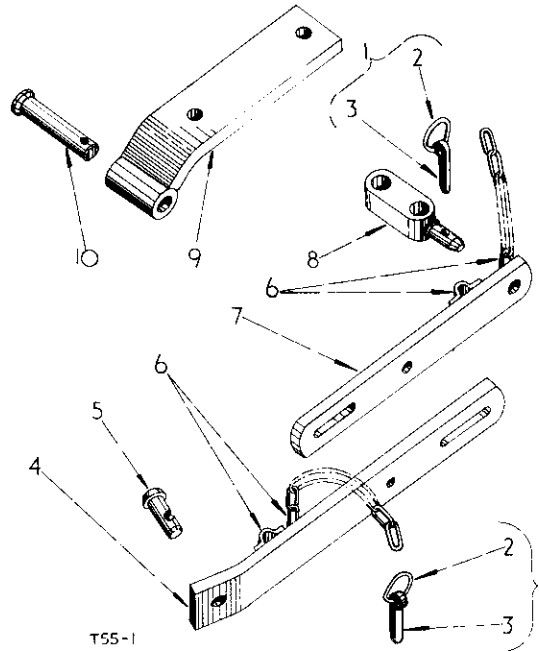
(*) Used only with Hydraulic Lift Attachment (Vary Touch)



A T T A C H M E N T S

Ref. No.	Part No.	DESCRIPTION
----------	----------	-------------

ADJUSTABLE CHECK LINK ATTACHMENT



KEY to UNITS

3044 311 R91		ATTACHMENT, adjustable check link (*) (A)
		ATTACHMENT, adjustable check link (**) (B)
707 067 R91		ATTACHMENT, adjustable check link (**) (C)
Units		Letters of these units correspond with those following the description of the parts in the list below and identifies the unit for which the part is used. Items without letters after the description indicates the part is used for all units
1	704 212 R91	PIN, w/COTTER 700 531 R1 and RING 704 187 R1 cpte., lynch (2)
2	704 187 R1	RING, implement cotter, clip (2)
3	700 531 R1	COTTER, implement (2)
4	707 069 R12	ADJUSTER, w/HOLDER 707 071 R12 and PIN 704 212 R91 cpte., check link, outer
	17 473 R1	BOLT, hex-hd., 1/2" x 1-1/2" (2)
	102 637	NUT, hex., 1/2" (2)
	103 323	WASHER, lock, 1/2" (2)
	103 343	WASHER, plain, 17/32" x 1-1/16" x .095 (2)
5	707 072 R1	PIN, attaching, check link
6	707 071 R12	HOLDER, cpte., lynch pin (2)



A T T A C H M E N T S

Ref No.	Part No.	DESCRIPTION
---------	----------	-------------

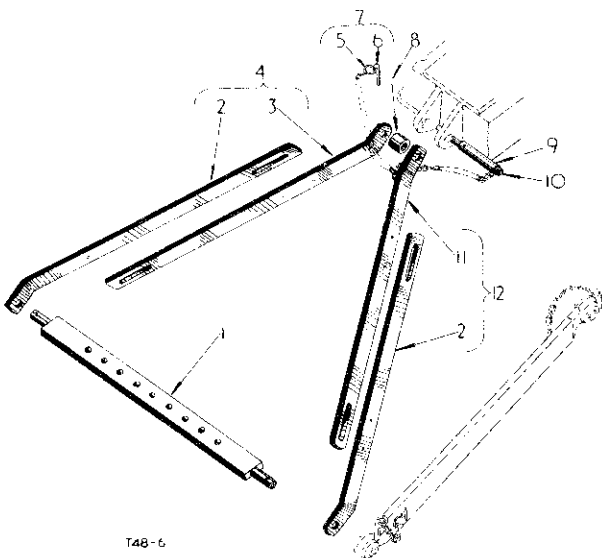
ADJUSTABLE CHECK LINK ATTACHMENT- contd.

7	707 068 R12	ADJUSTER, w/HOLDER 707 071 R12 and PIN 704 212 R91 cpte., check link, inner
8	707 070 R1 271 636 218 197	BRACKET, check link (B) (C) BOLT, hex-hd., 3/4" UNF x 2-1/2" (B2) (C2) NUT, hex., 3/4" UNF (B2) (C2)
9	3044 312 R91 17 956 R1	BRACKET, cpte., check link (A) BOLT, hex-hd., 5/8" x 7-3/4" (A2)
10	3044 315 R1 707 073 R91	PIN, check link bracket (A) LINK, lower (B)

(*) to be used on tractors already fitted with Three Point Linkage Attachment (Draft Control)

(**) To be used on tractors fitted with Three Point Linkage Attachment (High and Low Hitch Points)

THREE POINT LINKAGE DRAWBAR ATTACHMENT



A T T A C H M E N T S

Ref. No.	Part No.	DESCRIPTION
----------	----------	-------------

THREE POINT LINKAGE DRAWBAR ATTACHMENT- contd.

751 763 R91	ATTACHMENT, three point linkage drawbar (*)
1 751 764 R1	DRAWBAR
2 751 765 R1 179 884 102 637 103 323 103 343	STRUT, lower half (2) BOLT, hex-hd., 1/2" x 1-3/8" (2) NUT, hex., 1/2" (2) WASHER, lock, 1/2" (2) WASHER, plain, 17/32" x 1-1/16" x .095 (2)
3 751 766 R1	STRUT, upper half
4 751 769 R91	STRUT, cpte., L.H. (comprising 2 BOLT 179 884 2 NUT 102 637 1 STRUT 751 766 R1 1 STRUT 751 765 R1 2 WASHER 103 323 2 WASHER 103 343)
5 704 187 R1	RING, implement cotter, clip
6 700 531 R1	COTTER, implement
7 704 212 R91	COTTER, w/COTTER 700 531 R1 and RING 704 187 R1 cpte., implement
8 751 768 R1	SPACER, drawbar strut
9 704 185 R1	HOOK, top link pin
10 794 182 R1	PIN, top link
11 751 766 R11 179 883 102 637 103 323	STRUT, w/COTTER 704 212 R91, HOOK 704 185 R1 and PIN 704 182 R1 cpte., R.H. upper half BOLT, hex-hd., 1/2" x 1-1/4" (2) NUT, hex., 1/2" (2) WASHER, lock, 1/2" (2)
12 751 770 R91	STRUT, cpte., R.H. (comprising 2 BOLT 179 883 2 NUT 102 637 1 STRUT 751 766 R11 1 STRUT 751 765 R1 2 WASHER 103 323)

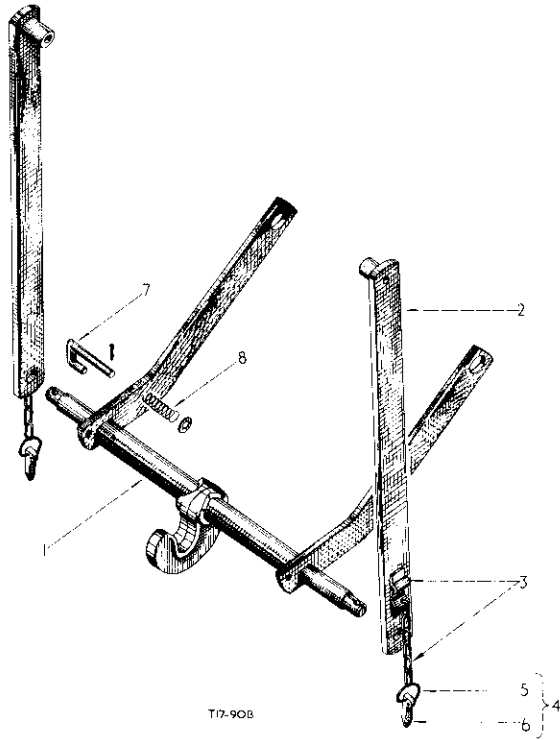
(*) Used only with Hydraulic Lift Attachment (Mech. Depth Control)



A T T A C H M E N T S

Ref. No.	Part No.	DESCRIPTION
----------	----------	-------------

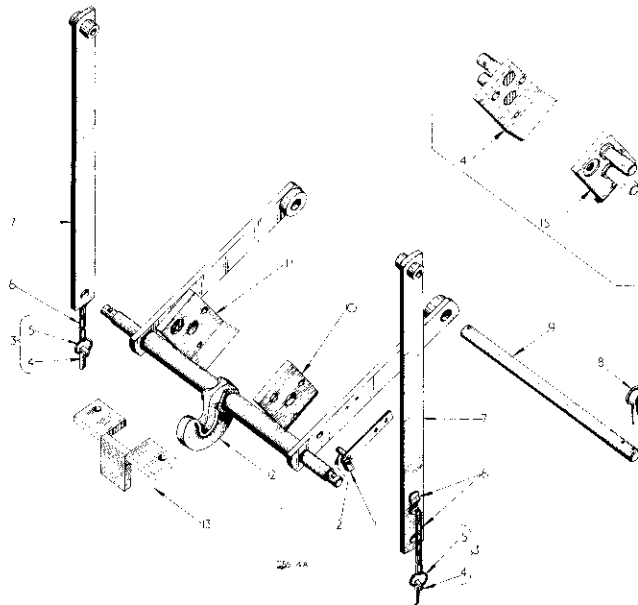
AUTOMATIC HITCH ATTACHMENT



A T T A C H M E N T S

Ref. No.	Part No.	DESCRIPTION
----------	----------	-------------

AUTOMATIC HITCH ATTACHMENT



KET to UNITS

- ATTACHMENT, automatic hitch (*) (A)
- ATTACHMENT, automatic hitch (**) (B)

Units Letters of these units correspond with those following the description of the parts in the list below and identifies the unit for which the part is used. Items without letters after the description indicates the part is used for all units.

	704 275 R91	ATTACHMENT, automatic hitch (*)
1	704 278 R31	HOOK, cpte., trailer
2	704 276 R21	LINK, w/HOLDER 707 071 R12 and COTTER 704 212 R91 cpte., automatic hitch, lift (2)
3	707 071 R12	HOLDER, cpte., with chain, lynch pin (2)
4	704 212 R91	COTTER, w/COTTER 700 531 R1 and RING 704 187 R1 cpte., implement (2)
5	704 187 R1	RING, implement cotter, clip (2)
6	700 531 R1	COTTER, implement (2)
7	704 281 R2	PIN, automatic hitch, retainer
8	704 282 R2	SPRING, automatic hitch, retainer
	103 385	PIN, cotter, 1/8" x 1"
	575 808 R1	WASHER, plain, 19/32" x 1" x 16 ga.
	3060 919 R2	CAM, adjusting (2) (**)
	271 613	BOLT, hex-hd., 3/4" x 2-1/2" (2)

(*) Can only be used when tractor is fitted with Hydraulic Lift Attachment

(**) On orders for 3060 919 R1 order 3060 919 R2 w/two BOLTS 271 613

1	3044 325 R91	LATCH, w/LATCH 3044 326 R1 cpte., hook parking
	179 791	BOLT, hex-hd., 1/4" x 1/2" (2)
	103 319	WASHER, lock, 1/4" (2)
2	3044 326 R1	LATCH, hook parking
3	704 212 R91	COTTER, w/COTTER 700 531 R1 and RING 704 187 R1 cpte., implement (2)
4	700 531 R1	COTTER, implement (2)
5	704 187 R1	RING, implement cotter clip (2)
6	707 071 R12	HOLDER, cpte., lynch pin (2)
7	704 276 R21	LINK, w/COTTER 704 212 R91 and HOLDER 707 071 R12 cpte., automatic hitch lift (2)
8	700 387 R1	CLIP, spring (2)
9	704 058 R1	PIN, drawbar frame
10	3044 320 R1	PLATE, hook guide, R.H. (B)
	271 606	SCREW, cap, hex-hd., 3/4" x 1-3/8" (2)
	114 610	WASHER, lock, external tooth, 3/4" (2)
11	3044 319 R1	PLATE, hook guide, L.H. (B)
	271 606	SCREW, cap, hex-hd., 3/4" x 1-3/8" (2)
	114 610	WASHER, lock, external tooth, 3/4" (2)
12	3044 321 R91	HOOK, cpte., trailer



A T T A C H M E N T S

Ref. No.	Part No.	DESCRIPTION
AUTOMATIC HITCH ATTACHMENT- contd.		
13	3048 125 R91	RETAINER, cpte., trailer hitch
	271 560	BOLT, hex-hd., 5/8" x 1-3/4" (2)
	103 325	WASHER, lock, 5/8" (2)
14	3044 317 R91	PLATE, cpte., hook guide, L.H. (A)
15	3044 318 R91	PLATE, cpte., hook guide, R.H. (A)
(*) Used with Hydraulic Lift Attachment and Three Point Linkage (Vary Touch) (**) Used with Hydraulic Lift Attachment only (Vary Touch)		

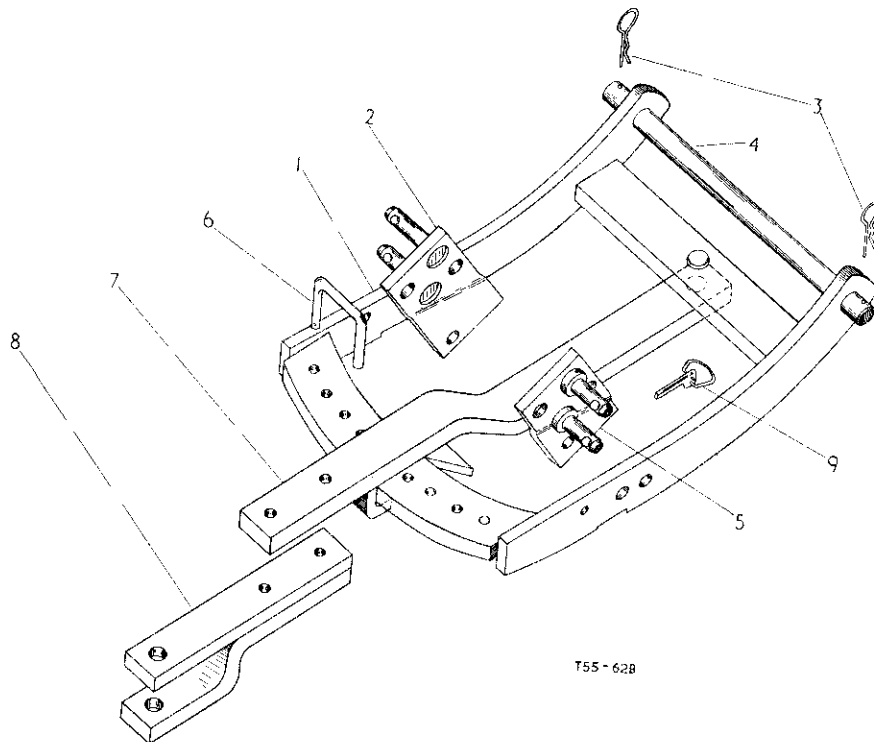


A T T A C H M E N T S

Ref. No.	Part No.	DESCRIPTION
AUTOMATIC HITCH ATTACHMENT- contd.		

DRAWBAR ATTACHMENT

DRAWBAR ATTACHMENT- contd.



	3044 439 R93	ATTACHMENT, drawbar	7	3064 331 R11	DRAWBAR, cpte., adjustable height (*)
1	704 022 R93	FRAME, cpte., drawbar	7	704 059 R3	DRAWBAR, swinging
	271 612	BOLT, hex-hd., 3/4" x 2-1/4" (2)		271 564	BOLT, hex-hd., 5/8" x 2-1/2" (2)
	220 081	NUT, hex., 3/4" (2)		102 639	NUT, hex., 5/8" (2)
2	3060 786 R11	PLATE, cpte., drawbar, L.H. support	8	704 060 R3	CLEVIS, drawbar
	271 606	SCREW, cap, hex-hd., 3/4" x 1-3/8" (2)	8	3064 333 R11	CLEVIS, assy., drawbar)
	114 610	WASHER, lock, external tooth, 3/4" (2)		223 444	BOLT, hex-hd., 5/8" x 4" (2)) (*)
				102 639	NUT, hex-hd., 5/8" (2))
3	3067 210 R1	CLIP, spring (2)	9	704 212 R91	COTTER, cpte., implement
4	704 058 R1	PIN, drawbar frame		700 531 R1	COTTER, implement
5	3060 787 R11	PLATE, cpte., drawbar, R.H. support		704 187 R1	RING, implement cotter, clip
	271 606	SCREW, cap, hex-hd., 3/4" x 1-3/8" (2)			
	114 610	WASHER, lock, external tooth, 3/4" (2)			
6	704 061 R5	PIN, stop, swinging drawbar			
	720 631 R1	PIN, cotter			

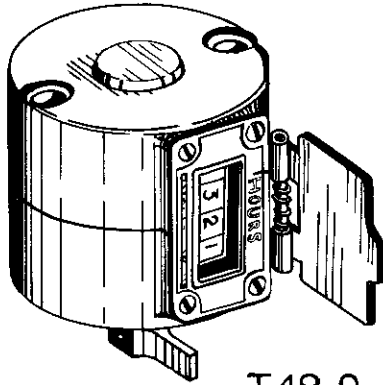
(*) Used w/adjustable height drawbar



A T T A C H M E N T S

Ref. No.	Part No.	DESCRIPTION
----------	----------	-------------

HOURMETER ATTACHMENT



T48-9

	3042 471 R91	ATTACHMENT, hourmeter (D. P. A. Pumps only)
1	3042 472 R92 179 806	HOURMETER, cpte. BOLT, hex-hd., 1/4" x 2-1/4" (2)



A T T A C H M E N T S

Ref. No.	Part No.	DESCRIPTION
----------	----------	-------------

CONSTANT RUNNING P. T. O. ATTACHMENT

ATTACHMENT, two speed constant running P. T. O. (As req'd)
(Factory application)
(540 and 1,000 r.p.m.)
(540 and 745 r.p.m.)

comprising :-

Clutch Housing (see detail list)
Dual Clutch and Flywheel (see detail list)
Rear P. T. O. (see detail list)
Trans. Gears and Shafts (see detail list)
Two Speed P. T. O. Gears and Shafts (see detail list)
Two Speed P. T. O. Shifter (see detail list)

ATTACHMENT, single speed constant running P. T. O. (As req'd)
(Factory application)
(540, 745 and 1,000 r.p.m.)

comprising :-

Clutch Housing (see detail list)
Dual Clutch and Flywheel (see detail list)
Rear P. T. O. (see detail list)
Single Speed P. T. O. Gears and Shafts (see detail list)
Trans. Gears and Shafts (see detail list)

ATTACHMENT, single speed constant running P. T. O. (As req'd)
(Factory application)
(1,000 r.p.m.) (Can only be used w/ Bristol Air Compressor)

comprising :-

Clutch Housing (see detail list)
Dual Clutch and Flywheel (see detail list)
Rear P. T. O. (see detail list)
Single Speed P. T. O. Gears and Shafts (see detail list)
Trans. Gears and Shafts (see detail list)

3049 392 R91	PACKAGE, conversion from (545 r.p.m.) to (745 r.p.m.) single speed (As req'd)
3049 393 R91	PACKAGE, conversion from (745 r.p.m.) to (545 r.p.m.) single speed (As req'd)
3049 394 R91	PACKAGE, conversion from (545/745 r.p.m.) to (545/1,000 r.p.m.) dual speed (As req'd)
3049 395 R91	PACKAGE, conversion from (1,000 r.p.m.) to (545/745 r.p.m.) dual speed (As req'd)
3049 396 R91	PACKAGE, conversion from (745 or 545 r.p.m.) to (545/745 r.p.m.) dual speed (As req'd)
3049 397 R91	PACKAGE, conversion from 745 or 545 r.p.m.) to (545/1,000 r.p.m.) dual speed (As req'd)



A T T A C H M E N T S

Ref. No.	Part No.	DESCRIPTION
----------	----------	-------------

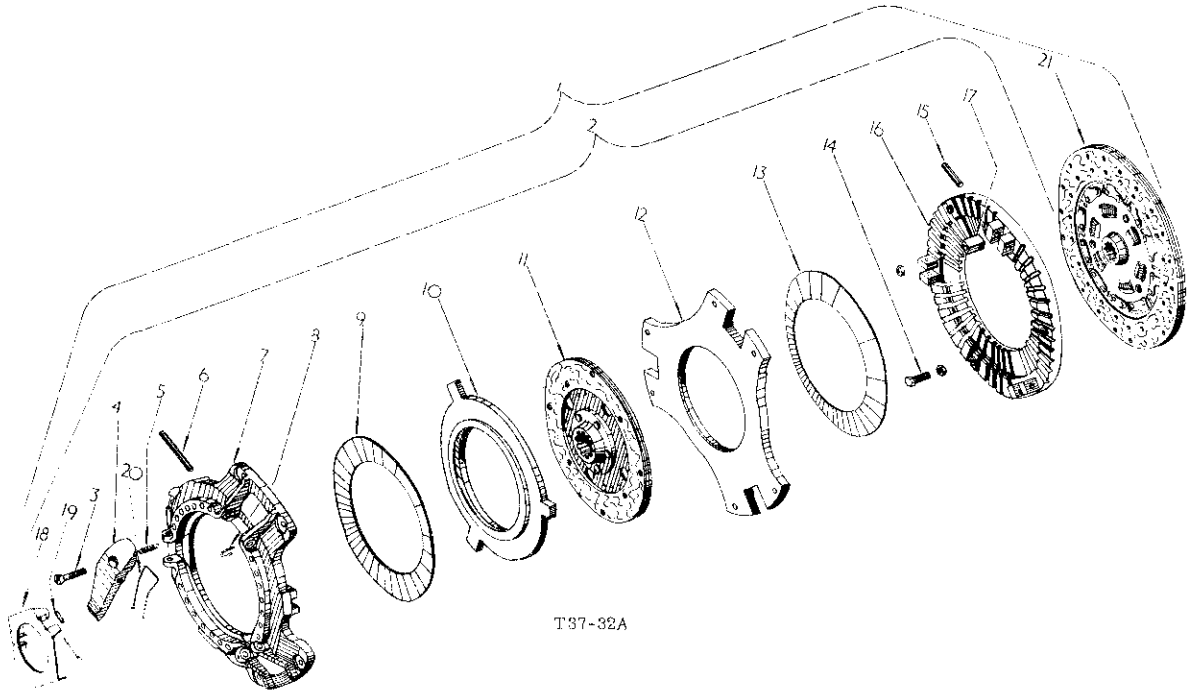
CONSTANT RUNNING P. T. O. ATTACHMENT
 FULL FORWARD AND REVERSE ATTACHMENT
 DUAL CLUTCH AND FLYWHEEL



A T T A C H M E N T S

Ref. No.	Part No.	DESCRIPTION
----------	----------	-------------

CONSTANT RUNNING P. T. O. ATTACHMENT- contd.
 FULL FORWARD AND REVERSE ATTACHMENT - contd.
 DUAL CLUTCH AND FLYWHEEL- contd.



1	3044 004 R95	CLUTCH, cpre., auburn, dual (comprising)	14	709 652 R1 709 653 R1 3066 671 R1	SCREW, set (3) NUT, lock (6) NUT, lock (6)	(*)
		1 COVER 3047 747 R93 1 PLATE 3047 748 R93	15	709 648 R1	PIN, rod end (3)	
	179 821 103 320	BOLT, hex-hd., 5/16" x 1-3/8" (6) WASHER, lock, 5/16" (6)	16	3047 601 R1 3066 670 R1	PLATE, pressure (main drive) (*) PLATE, pressure (main drive)	
2	3047 747 R93	COVER, assy.	17	709 647 R1	END, rod (3)	
		comprising :-	18	3045 527 R1 3045 529 R1	RING, release PIN, split (3)	
3	709 651 R1	SCREW, adjusting (3)	19	3045 530 R1	SLEEVE (3)	
4	709 650 R1	LEVER, clutch (3)	20	3045 528 R2	SPRING (3)	
5	709 654 R1	SPRING, anchor clip (3)	21	3047 748 R93	PLATE, assy., 11" driven	
6	3047 750 R1	PIN, pivot (3)		3045 089 R11 3044 003 R11 709 515 R1 709 516 R1	FLYWHEEL (Petrol) FLYWHEEL (Diesel) BOLT, flywheel (4) LOCK, flywheel bolt (2)	
7	709 642 R2	COVER		3047 749 R92	PACKAGE, clutch facing 11", service	
8	3047 600 R1	SPRING, hair pin (3)		3041 390 R91	PACKAGE, clutch facing 9", service	
9	709 646 R1	SPRING, belleville (9" clutch)				
10	709 644 R1	PLATE, pressure (9" clutch)				
11	709 640 R92	PLATE, 9" driven, assy.				
12	709 643 R1	PLATE, flywheel				(*) Serviced on CLUTCH 3044 004 R93 only
13	709 645 R1	SPRING, belleville (main drive) (*)				
13	3086 669 R1	SPRING, belleville (main drive)				

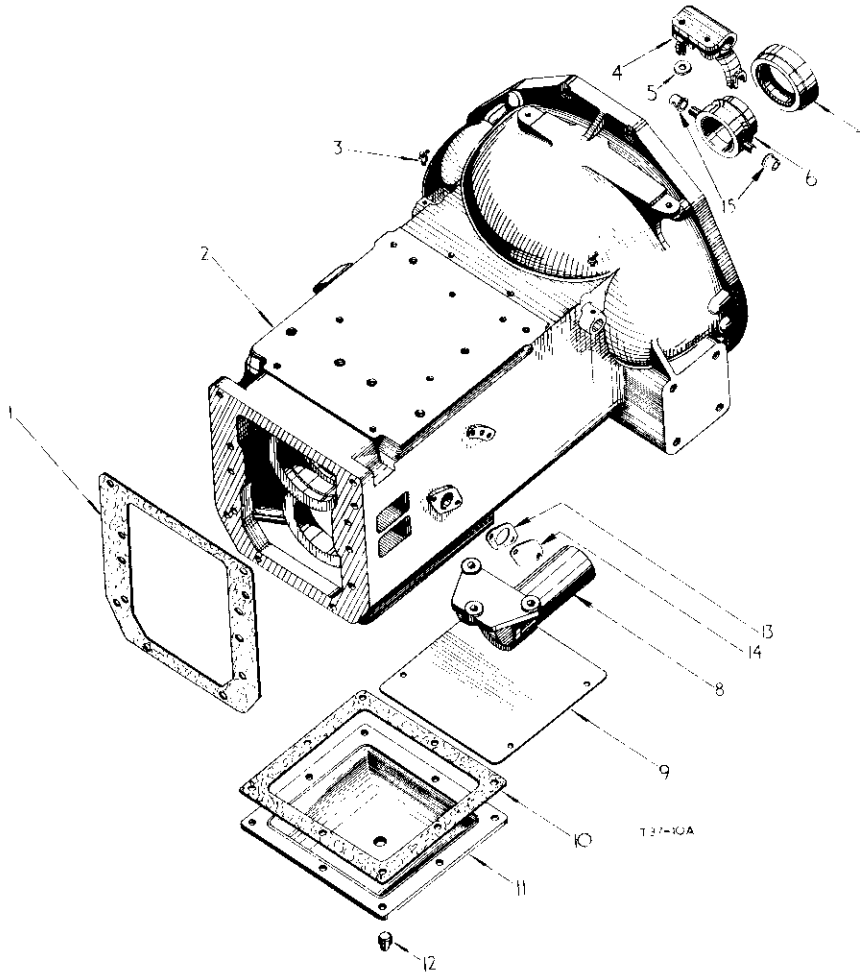


A T T A C H M E N T S

Ref. No.	Part No.	DESCRIPTION
----------	----------	-------------

CONSTANT RUNNING P. T. O. ATTACHMENT- contd.

CLUTCH HOUSING



1	751 124 R1	GASKET, clutch housing to trans. case
2	3044 048 R11	HOUSING, w/two LUBRICATORS 109 462 and four PLUGS 103 868 cpte., clutch
	705 565 R1	BOLT, hex-hd., 1/2" x 1-1/2" (8)
	751 123 R1	BOLT, hex-hd., 1/2" x 1-3/4" (2)
	705 566 R1	BOLT, hex-hd., 1/2" x 1-7/8" (7)
	103 323	WASHER, lock, 1/2" (17)
3	109 462	LUBRICATOR, angle, 1/8" PT - 90° (2)
4	3044 005 R1	FORK, clutch release
	706 732 R1	BOLT, clutch release fork (2)
	103 320	WASHER, lock (2)
5	3047 220 R1	KEY, clutch release
6	3045 086 R1	SLEEVE, clutch release bearing
7	751 133 R94	BEARING, clutch release)
7	3040 892 R91	BEARING, clutch release) optional
7	3066 790 R91	BEARING, clutch release)
8	3045 087 R1	BRACKET, clutch release bearing sleeve
	179 860	BOLT, hex-hd., 7/16" x 1-1/4" (3)
	103 322	WASHER, lock, 7/16" (3)



A T T A C H M E N T S

Ref. No.	Part No.	DESCRIPTION
----------	----------	-------------

CONSTANT RUNNING P. T. O. ATTACHMENT- contd.

CLUTCH HOUSING- contd.

9	751 125 R1	COVER, hand hole, housing
	179 836	BOLT, hex-hd., 3/8" x 1-11/16" (4)
	103 321	WASHER, lock (4)
10	751 126 R1	GASKET, cover plate, P. T. O. gearbox
11	751 127 R1	PLATE, cover, P. T. O. gearbox
	179 838	BOLT, hex-hd., 3/8" x 7/8" (8)
	103 321	WASHER, lock, 3/8" (8)
12	103 868	PLUG, pipe, 1/2" N.P.T. (cast iron)
12	219 199	PLUG, pipe, 1/2" N.P.T. (malleable) optional
13	751 130 R1	GASKET, P. T. O. shifter hole cover plate (*)
14	751 131 R1	PLATE, cover, P. T. O. shifter hole (*)
	179 794	BOLT, hex-hd., 1/4" x 11/16" (2) (*)
	103 319	WASHER, lock, 1/4" (2) (*)
15	3045 088 R1	INSERTS, clutch release (2)
	271 550	BOLT, hex-hd., 5/8" x 5/8" (3))
	103 325	WASHER, lock, 5/8" (3))
		used w/Clutch Housing
	3068 220 R91	PACKAGE, field improvement, clutch housing dust cover (As req'd)



A T T A C H M E N T S

Ref. No.	Part No.	DESCRIPTION
----------	----------	-------------

CONSTANT RUNNING P. T. O. ATTACHMENT- contd.

CLUTCH HOUSING- contd.

3045 532 R91	PACKAGE, service	
	(comprising	
	1 CARRIER	3045 087 R1
	1 FORK	3044 005 R1
	2 INSERT	3045 088 R1
	1 SLEEVE	3045 086 R1)
751 443 R1	PIN, dowel (clutch housing) (2)	
3068 215 R1	STRIP, clutch housing hand hole sealing	
1026 425 R1	TRANSFER, P. T. O. speed, 545 r. p. m.	
1026 437 R1	TRANSFER, P. T. O. speed, 745 r. p. m.	
1026 441 R1	TRANSFER, P. T. O. speed, 1,000 r. p. m.	
1026 433 R1	TRANSFER, P. T. O. speed, 545 and 1,000 r. p. m.	
1026 429 R1	TRANSFER, P. T. O. speed, 545 and 745 r. p. m.	

(*) Used only with Single Speed
Constant Running P. T. O. Attachment

CONSTANT RUNNING P. T. O. ATTACHMENT
SINGLE CLUTCH P. T. O. ATTACHMENT

TRANSMISSION GEARS AND SHAFTS



A T T A C H M E N T S

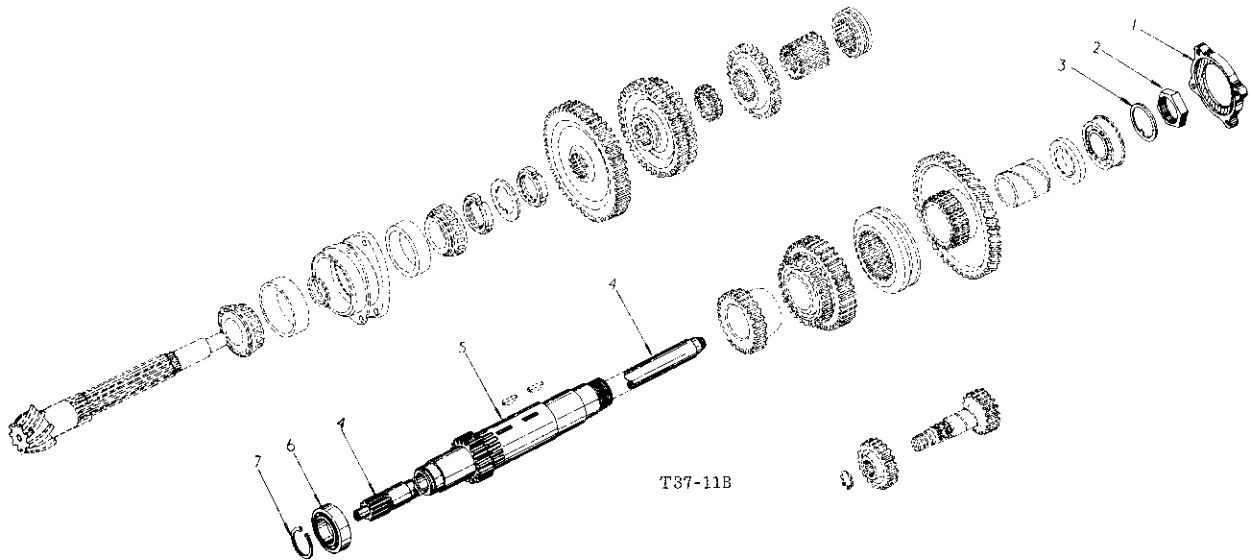
Ref. No.	Part No.	DESCRIPTION
----------	----------	-------------

CONSTANT RUNNING P. T. O. ATTACHMENT- contd.

CLUTCH HOUSING- contd.

CONSTANT RUNNING P. T. O. ATTACHMENT
SINGLE CLUTCH P. T. O. ATTACHMENT

TRANSMISSION GEARS AND SHAFTS- contd.



1	751 150 R1	RETAINER, front bearing, trans. countershaft	6	751 063 R91	BEARING, ball, trans. countershaft, rear)
	179 840	BOLT, hex-hd., 3/8" x 1-1/8" (4)		3040 830 R91	(R & M).)
	103 321	WASHER, lock, 3/8" (4)		3049 757 R91	BEARING, ball, trans. countershaft, rear)
2	751 065 R1	NUT, lock, countershaft front bearing			(Fischer))
3	751 066 R1	WASHER, lock, countershaft front bearing			optional
4	751 141 R2	SHAFT, P. T. O. front (*)	7	751 638 R1	CIRCLIP, trans. countershaft rear bearing retaining
5	3043 992 R11	COUNTERSHAFT w/BUSH 751 161 R1 cpte., trans. and front speed gear		751 161 R1	BUSH, P. T. O. shaft

(*) On orders for 751 141 R1 order R2 w/Circlip 561 010 R1



A T T A C H M E N T S

Ref. No.	Part No.	DESCRIPTION
----------	----------	-------------

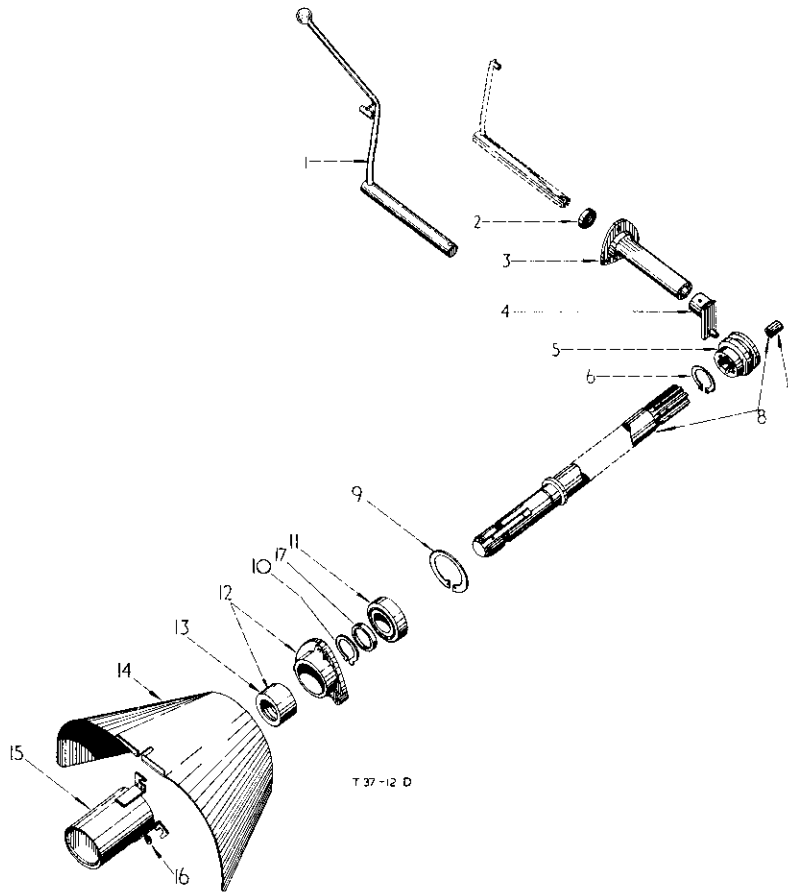
CONSTANT RUNNING P. T. O. ATTACHMENT- contd.
 FULL FORWARD AND REVERSE ATTACHMENT- contd.
 REAR P. T. O.



A T T A C H M E N T S

Ref. No.	Part No.	DESCRIPTION
----------	----------	-------------

CONSTANT RUNNING P. T. O. ATTACHMENT- contd.
 FULL FORWARD AND REVERSE ATTACHMENT- contd.
 REAR P. T. O. - contd.



1	751 118 R93	LEVER, cpte., shifter, P. T. O. rear clutch up to B-414/31373
1	3064 230 R91	LEVER, cpte., shifter, P. T. O. rear clutch B-414/31374 up
2	704 393 R91	OIL SEAL, P. T. O. shifter bracket) optional
2	704 394 R91	OIL SEAL, P. T. O. shifter bracket)
3	704 392 R21	BRACKET, w/OIL SEAL 704 393 R91 cpte., P. T. O. rear clutch
	179 838	BOLT, hex-hd., 3/8" x 7/8" (3)
	103 321	WASHER, lock, 3/8" (3)
4	3063 246 R11	SHIFTER, cpte., P. T. O.) optional
4	751 115 R91	SHIFTER, cpte., P. T. O.)
	142 508	PIN, groove, type 1, 3/16" x 1-1/4"
5	751 113 R1	CLUTCH, rear, P. T. O. shaft
6	751 117 R1	CIRCLIP, P. T. O. shaft rear clutch
7	48 594 DA	BUSH, P. T. O. rear shaft
8	751 114 R51	SHAFT, w/BUSH 48 594 DA cpte., P. T. O. rear, (%) (*)

8	3041 863 R21	SHAFT, w/BUSH 48 594 DA cpte., P. T. O. rear, (%) (*)
9	704 385 R1	CIRCLIP, (internal 72 mm)
10	708 541 R1	CIRCLIP, P. T. O. shaft rear bearing (2)
11	705 750 R91	BEARING, P. T. O. shaft rear)
11	76 491 H	BEARING, P. T. O. shaft rear) optional
11	700 311 R91	BEARING, P. T. O. shaft rear)
12	704 387 R11	RETAINER, W/OIL SEAL 45 702 D cpte., P. T. O. oil seal
	179 819	BOLT, hex-hd., 5/16" x 1-1/8" (3)
	103 340	WASHER, plain, 11/32" x 11/16" x 16 ga. (3)
13	45 702 D	OIL SEAL, P. T. O.)
13	708 107 R91	OIL SEAL, P. T. O.) optional
13	708 580 R91	OIL SEAL, P. T. O.)
13	3068 756 R91	OIL SEAL, P. T. O.)
14	3041 864 R11	SHIELD, cpte., safety, P. T. O. (%) Not used w/Air Compressor
14	704 395 R96	SHIELD, cpte., safety, P. T. O. (%)
	179 816	BOLT, hex-hd., 5/16" x 3/4" (3)
	103 320	WASHER, lock, 5/16" (3)



A T T A C H M E N T S

Ref. No.	Part No.	DESCRIPTION
CONSTANT RUNNING P. T. O. ATTACHMENT- contd.		
FULL FORWARD AND REVERSE ATTACHMENT- contd.		
REAR P. T. O. - contd.		
15	3041 319 R11 751 471 R91 751 472 R1	CAP, cpte., safety, P.T.O.) Domestic CAP, cpte., safety, P.T.O.) machines optional) only WASHER, special (3))
17	707 991 R1	COLLAR, P.T.O. shaft
(%)		Applicable for single speed attachments 540, 745 r.p.m., all two speed attachments, 1,000 r.p.m. single speed attachment used with Air Compressor and Full Forward and Reverse 550 r.p.m.
(ㄅ)		Applicable for single speed attachments 1,000 r.p.m. and Full Forward and Reverse 1,000 r.p.m.
(*)		On orders for 751 114 R21 order R31 w/ COLLAR 707 991 R1
(**)		On orders for 3041 863 R11 order R51 w/ COLLAR 707 991 R1

TWO SPEED CONSTANT RUNNING P. T. O. ATTACHMENT

TWO SPEED P. T. O. SHIFTER

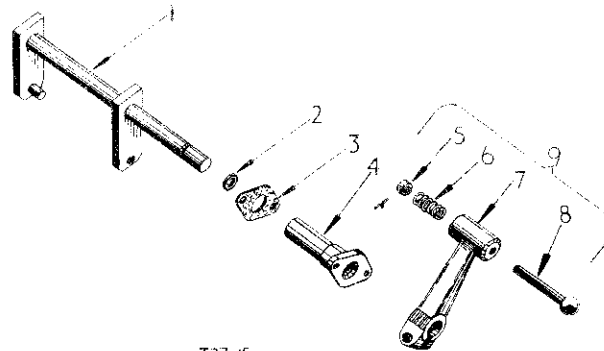


A T T A C H M E N T S

Ref. No.	Part No.	DESCRIPTION
CONSTANT RUNNING P. T. O. ATTACHMENT- contd.		
FULL FORWARD AND REVERSE ATTACHMENT- contd.		
REAR P. T. O. - contd.		

TWO SPEED CONSTANT RUNNING P. T. O. ATTACHMENT- contd.

TWO SPEED P. T. O. SHIFTER- contd.



T37-15

1	751 169 R11	FORK, cpte., gear shifter	8	3041 394 R1	KNOB, clutch shifter lever
2	751 172 R1	"O" RING, gear shifter fork	9	3041 393 R1	LEVER, cpte., operating P.T.O. clutch
3	751 130 R1	GASKET, gear shifter fork bracket			(comprising
4	751 173 R1 179 785 103 319	BRACKET, gear shifter fork BOLT, hex-hd., 1/4" x 3/4" (2) WASHER, lock, 1/4" (2)			1 KNOB 3041 394 R1 1 LEVER 3041 393 R1 1 PIN 17 067 R1 1 SLEEVE 3041 395 R1 1 SPRING 3041 396 R1)
5	3041 395 R1 17 067 R1	SLEEVE, clutch shifter lever PIN, roll, 3/32" x 3/16"			
6	3041 396 R1	SPRING, clutch operating lever	17 446 R1 103 321		BOLT, hex-hd., 3/8" x 1-1/4" WASHER, lock, 3/8"
7	3041 393 R1	LEVER, operating P.T.O. clutch	1026 310 R1		TRANSFER, two speed, P.T.O. gear lever



A T T A C H M E N T S

Ref. No.	Part No.	DESCRIPTION
----------	----------	-------------

TWO SPEED CONSTANT RUNNING P. T. O. ATTACHMENT- contd.

TWO SPEED P. T. O. GEARS AND SHAFTS (540 and 745 r. p. m.)

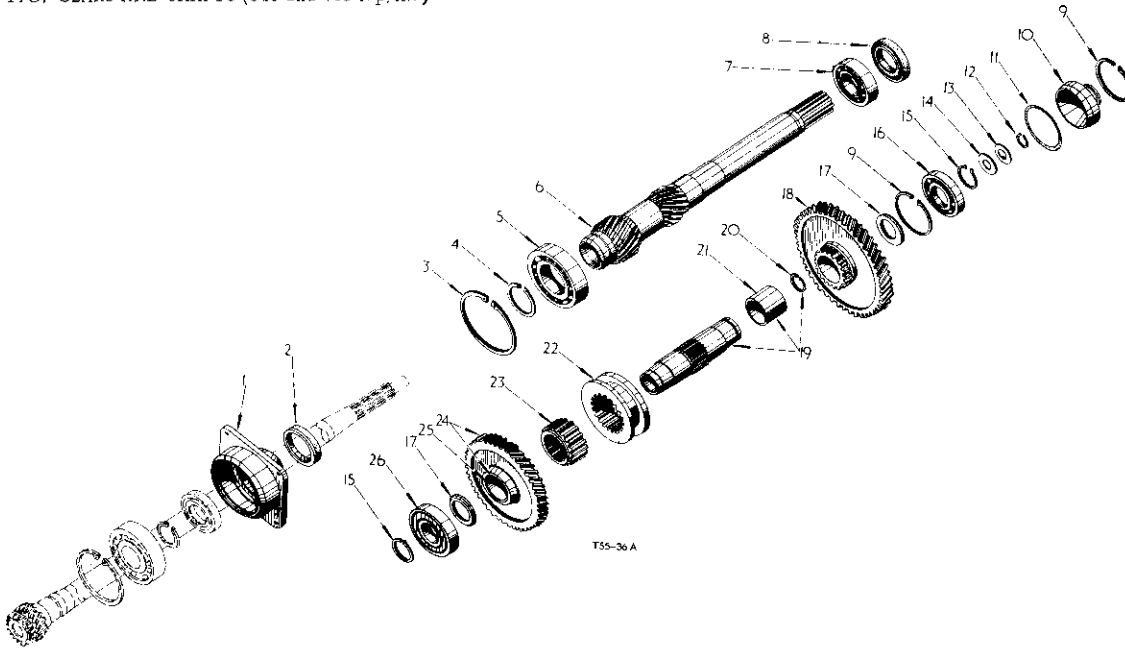


A T T A C H M E N T S

Ref. No.	Part No.	DESCRIPTION
----------	----------	-------------

TWO SPEED CONSTANT RUNNING P. T. O. ATTACHMENT- contd.

TWO SPEED P. T. O. GEARS AND SHAFTS (540 and 745 r. p. m.) - contd.



1	751 077 R1	CAGE, bearing trans. driving shaft
2	751 140 R91	OIL SEAL, P. T. O. driving shaft, rear)
2	3042 160 R91	OIL SEAL, P. T. O. driving shaft, rear) optional
3	703 911 R1	CIRCLIP, P. T. O. driving shaft, rear bearing)
3	933 078 R1	RING, locking) optional
4	703 696 R1	CIRCLIP, P. T. O. driving shaft rear bearing retainer (60 mm external)
5	3069 350 R91	BEARING, P. T. O. driving shaft, rear) (Fafnir)
5	3069 353 R91	BEARING, P. T. O. driving shaft, rear) (R & M)
5	3069 352 R91	BEARING, P. T. O. driving shaft, rear) (Fischer)
5	3069 349 R91	BEARING, P. T. O. driving shaft, rear) (S. K. F.)
5	3069 351 R91	BEARING, P. T. O. driving shaft, rear) (M. R. C.)
5	3069 355 R91	BEARING, P. T. O. driving shaft, rear) (Hoffman) optional
6	3045 897 R1	SHAFT, driving, P. T. O (19 and 15 teeth)
7	704 235 R91	BEARING, P. T. O. driving shaft, front)
7	704 234 R91	BEARING, P. T. O. driving shaft, front)
7	20 161 D	BEARING, P. T. O. driving shaft, front)
7	3048 701 R91	BEARING, P. T. O. driving shaft, front) Hoffman optional
8	704 229 R91	OIL SEAL, P. T. O. driving shaft, front)
8	704 230 R91	OIL SEAL, P. T. O. driving shaft, front)
8	3066 615 R91	OIL SEAL, P. T. O. driving shaft, front) optional *

9	751 149 R1	CIRCLIP, P. T. O. front bearing (85 mm internal)
10	751 148 R3	CAP, P. T. O. front bearing
11	468 335 R1	"O" RING, P. T. O. front bearing cap 3-3/8" x 3-3/4" x 3/16"
12	516 010 R1	CIRCLIP, 3/4" external B-414/28388 up
12	219 753	NUT, lock, P. T. O. shaft, front, 3/4" UNF up to B-414/28387
13	751 143 R1	WASHER; locking, P. T. O. shaft, front
14	751 142 R1	WASHER, retaining, P. T. O. shaft, front up to B-414/28387
15	751 146 R1	CIRCLIP, countershaft bearing retaining (45 mm external) (2)
16	704 327 R91	BEARING, P. T. O. countershaft, front) (R & M)
16	703 644 R91	BEARING, P. T. O. countershaft, front) (Fischer)
16	42 454 H	BEARING, P. T. O. countershaft, front) (S. K. F.) optional
17	751 167 R2	SPACER, P. T. O. countershaft (2)
18	3045 895 R1	GEAR, P. T. O. driven (55 teeth)
19	751 157 R31	COUNTERSHAFT, w/BUSH 751 159 R1 and CIRCLIP 751 145 R1 cpte., P. T. O.
20	751 145 R1	CIRCLIP, P. T. O. countershaft (1-3/8" internal)
21	751 159 R1	BUSH, compo, SN 148 x 1-5/8"
22	751 164 R1	CLUTCH, P. T. O. countershaft
23	751 163 R1	BODY, clutch P. T. O. countershaft



A T T A C H M E N T S

Ref. No.	Part No.	DESCRIPTION
TWO SPEED CONSTANT RUNNING P.T.O. ATTACHMENT- contd.		
TWO SPEED P.T.O. GEARS AND SHAFTS (540 and 745 r.p.m.)- contd.		
24	3044 305 R11	GEAR, w/BUSH 751 159 R1 cpte., driven, P.T.O. (51 teeth)
25	751 159 R1	BUSH, compo, SN 148 x 1-5/8"
26	751 168 R91	BEARING, P.T.O. countershaft, rear) (R & M))
26	3068 611 R91	BEARING, P.T.O. countershaft, rear) (Hoffman)) optional
27	3069 089 R1	WASHER, bearing retainer (2)

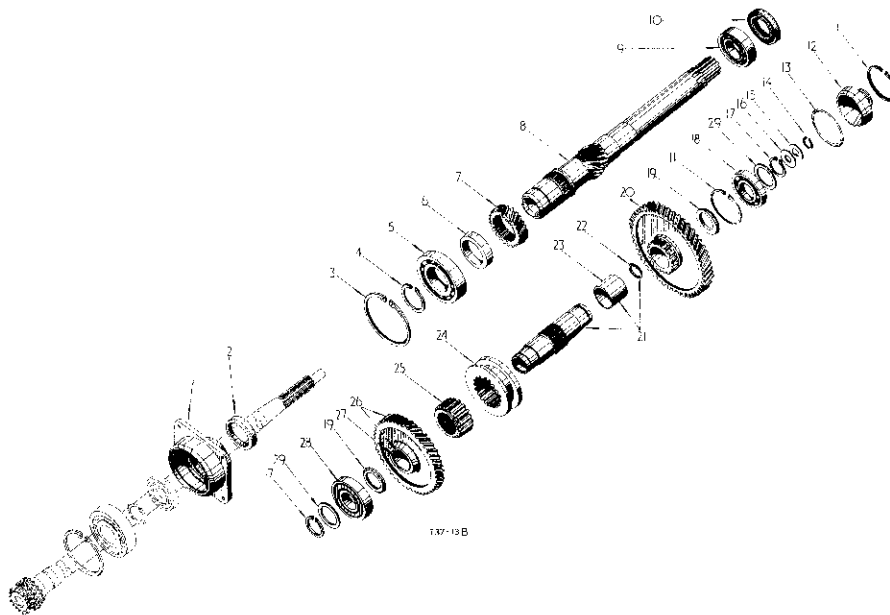
TWO SPEED CONSTANT RUNNING P.T.O. ATTACHMENT- contd.
TWO SPEED P.T.O. GEARS AND SHAFTS (540 and 1,000 r.p.m.)



A T T A C H M E N T S

Ref. No.	Part No.	DESCRIPTION
TWO SPEED CONSTANT RUNNING P.T.O. ATTACHMENT- contd.		
TWO SPEED P.T.O. GEARS AND SHAFTS (540 and 745 r.p.m.) - contd.		

TWO SPEED CONSTANT RUNNING P.T.O. ATTACHMENT - contd.
TWO SPEED P.T.O. GEARS AND SHAFTS (540 and 1,000 r.p.m.)- contd.



1	751 077 R1	CAGE, bearing, trans. driving shaft
2	751 140 R91	OIL SEAL, P.T.O. driving shaft, rear)
2	3042 160 R91	OIL SEAL, P.T.O. driving shaft, rear) optional
3	703 911 R1	CIRCLIP, P.T.O. driving shaft rear bearing) retaining (110 mm internal))
3	933 078 R1	RING, locking) optional
4	703 696 R1	CIRCLIP, P.T.O. driving shaft rear bearing retaining (60 mm external)

5	3069 350 R91	BEARING, P.T.O. driving shaft, rear) (Fafnir)
5	3069 353 R91	BEARING, P.T.O. driving shaft, rear) (R & M))
5	3069 352 R91	BEARING, P.T.O. driving shaft, rear) (Fischer)
5	3069 349 R91	BEARING, P.T.O. driving shaft, rear) (S. K. F.))
5	3069 351 R91	BEARING, P.T.O. driving shaft, rear) (M.R.C.))
5	3069 355 R91	BEARING, P.T.O. driving shaft, rear) (Hoffman)



A T T A C H M E N T S

Ref. No.	Part No.	DESCRIPTION
TWO SPEED CONSTANT RUNNING P. T. O. ATTACHMENT- contd.		
TWO SPEED P. T. O. GEARS AND SHAFTS (540 and 1,000 r. p. m.)- contd.		
6	751 155 R1	SPACER, P. T. O. driving shaft
7	3045 894 R1	GEAR, P. T. O. driving (23 teeth)
8	3045 893 R1	SHAFT, driving and gear P. T. O. (15 teeth)
9	704 235 R91	BEARING, P. T. O. driving shaft, front (R & M)
9	704 234 R91	BEARING, P. T. O. driving shaft, front (Fischer)
9	20 161 D	BEARING, P. T. O. driving shaft, front (S. K. F.)
9	3048 701 R91	BEARING, P. T. O. driving shaft, front (Hoffman)
10	704 229 R91	OIL SEAL, P. T. O. driving shaft, front)
10	704 230 R91	OIL SEAL, P. T. O. driving shaft, front)
10	3066 615 R91	OIL SEAL, P. T. O. driving shaft, front) optional
11	751 149 R1	CIRCLIP, P. T. O. front bearing retaining (85 mm internal) (2)
12	751 148 R3	CAP, P. T. O. front bearing
13	468 335 R1	"O" RING, P. T. O. front bearing cap , 3-3/8" x 3-3/4" x 3/16"
14	516 010 R1	CIRCLIP, 3/4" external B-414/46260 up
14	219 753	NUT, lock, P. T. O. shaft, front up to B-414/46259
15	751 143 R1	WASHER, locking, P. T. O. shaft, front
16	751 142 R1	WASHER, retaining, P. T. O. shaft, front up to B-414/46259
17	751 146 R1	CIRCLIP, countershaft bearing retaining (45 mm external) (2)
18	704 327 R91	BEARING, P. T. O. countershaft, front (R & M)
18	703 644 R91	BEARING, P. T. O. countershaft, front (Fischer)
18	42 454 H	BEARING, P. T. O. countershaft, front (S. K. F.)
18	3063 611 R91	BEARING, P. T. O. countershaft, front (Hoffman)
19	751 167 R2	SPACER, P. T. O. countershaft (2)
20	3045 895 R1	GEAR, P. T. O. driven (55 teeth)
21	751 157 R11	COUNTERSHAFT w/BUSH 751 159 R1 and CIRCLIP 751 145 R1 cpte., P. T. O.
22	751 145 R1	CIRCLIP, P. T. O. countershaft (1-3/8" internal)
23	751 159 R1	BUSH, compo, SN 148 x 1-5/8"
24	751 164 R1	CLUTCH, P. T. O. countershaft
25	751 163 R1	BODY, clutch, P. T. O. countershaft
26	3045 896 R11	GEAR, w/BUSH 751 159 R1 cpte., driven, P. T. O.
27	751 159 R1	BUSH, compo, SN 148 x 1-5/8"
28	751 168 R91	BEARING, P. T. O. countershaft, rear (R & M)
28	3063 611 R91	BEARING, P. T. O. countershaft, rear (Hoffman)



A T T A C H M E N T S

Ref. No.	Part No.	DESCRIPTION
TWO SPEED CONSTANT RUNNING P. T. O. ATTACHMENT- contd.		
TWO SPEED P. T. O. GEARS AND SHAFTS (540 and 1,000 r. p. m.) -contd.		
29	3069 089 R1	WASHER, bearing retainer (2)

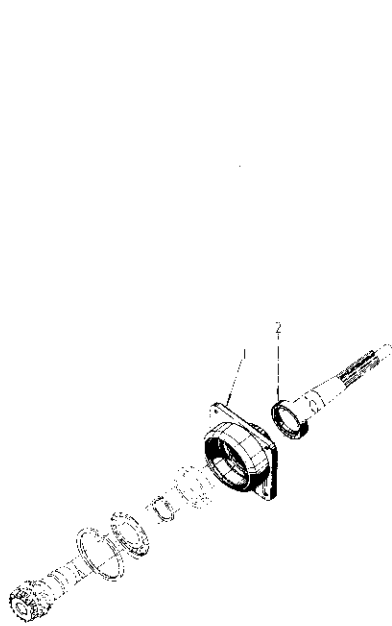


A T T A C H M E N T S

Ref. No.	Part No.	DESCRIPTION
----------	----------	-------------

SINGLE SPEED CONSTANT RUNNING P. T. O. ATTACHMENT

SINGLE SPEED P. T. O. GEARS AND SHAFTS (540 and 745 r. p. m.)



1	751 077 R1	CAGE, bearing, trans. driving shaft
2	751 140 R91	OIL SEAL, P. T. O. driving shaft, rear)
2	3042 160 R91	OIL SEAL, P. T. O. driving shaft, rear) optional
3	703 911 R1	CIRCLIP, P. T. O. driving shaft rear bearing) retaining (110 mm internal)
3	933 078 R1	RING, locking) optional
4	703 696 R1	CIRCLIP, P. T. O. driving shaft rear bearing retaining (60 mm external)
5	3069 350 R91	BEARING, P. T. O. driving shaft, rear (Fafnir)
5	3069 353 R91	BEARING, P. T. O. driving shaft, rear (R & M)
5	3069 352 R91	BEARING, P. T. O. driving shaft, rear (Fischer)
5	3069 349 R91	BEARING, P. T. O. driving shaft, rear (S. K. F.)
5	3069 351 R91	BEARING, P. T. O. driving shaft, rear (M. R. C.)
5	3069 355 R91	BEARING, P. T. O. driving shaft, rear (Hoffman)
6	3044 006 R1	SHAFT, driving and gear, P. T. O. (15 teeth) (*)
6	3044 303 R1	SHAFT, driving and gear, P. T. O. (19 teeth) (* *)
7	704 235 R91	BEARING, P. T. O. driving shaft, front)
7	704 234 R91	BEARING, P. T. O. driving shaft, front)
7	20 161 D	BEARING, P. T. O. driving shaft, front)
7	3048 701 R91	BEARING, P. T. O. driving shaft, front) optional

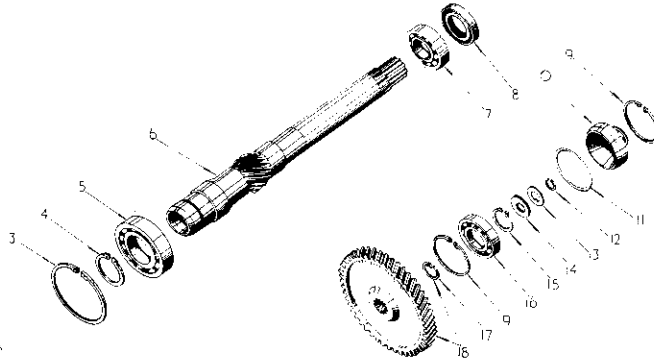


A T T A C H M E N T S

Ref. No.	Part No.	DESCRIPTION
----------	----------	-------------

SINGLE SPEED CONSTANT RUNNING P. T. O. ATTACHMENT - contd.

SINGLE SPEED P. T. O. GEARS AND SHAFTS (540 and 745 r. p. m.) - contd.



T 37-14 B

8	704 229 R91	OIL SEAL, P. T. O. driving shaft, front)
8	704 230 R91	OIL SEAL, P. T. O. driving shaft, front)
8	3066 615 R91	OIL SEAL, P. T. O. driving shaft, front) optional
9	751 149 R1	CIRCLIP, P. T. O. front bearing retaining (85 mm internal) (2)
10	751 148 R3	CAP, P. T. O. front bearing
11	468 335 R1	"O" RING, P. T. O. front bearing cap, 3-3/8" x 3-3/4" x 3/16"
12	516 010 R1	CIRCLIP, 3/4" external B-414/28388 up
12	219 753	NUT, lock, P. T. O. shaft, front up to B-414/28387
13	751 143 R1	WASHER, locking, P. T. O. shaft, front up to B-414/28387
14	751 142 R1	WASHER, retaining, P. T. O. shaft, front
15	751 146 R1	CIRCLIP, P. T. O. front bearing retaining (45 mm external)
16	704 327 R91	BEARING, P. T. O. shaft, front)
16	703 644 R91	BEARING, P. T. O. shaft, front) optional
16	42 454 H	BEARING, P. T. O. shaft, front)
17	751 145 R1	CIRCLIP, P. T. O. driven gear
18	3044 007 R11	GEAR, w/CIRCLIP 751 145 R1 cpte., driven P. T. O. (55 teeth) (*)
18	3044 302 R11	GEAR, w/CIRCLIP 751 145 R1 cpte., driven P. T. O. (51 teeth) (* *)

(*) Applicable for 540 r. p. m.

(* *) Applicable for 745 r. p. m.

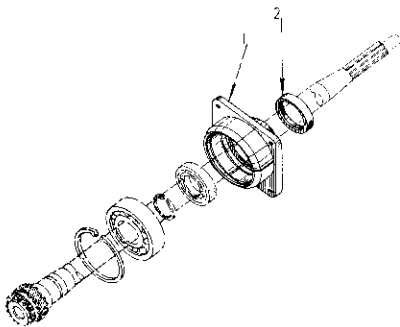


A T T A C H M E N T S

Ref. No.	Part No.	DESCRIPTION
----------	----------	-------------

SINGLE SPEED CONSTANT RUNNING P. T. O. ATTACHMENT- contd.

SINGLE SPEED P. T. O. GEARS AND SHAFTS (1,000 r. p. m.)

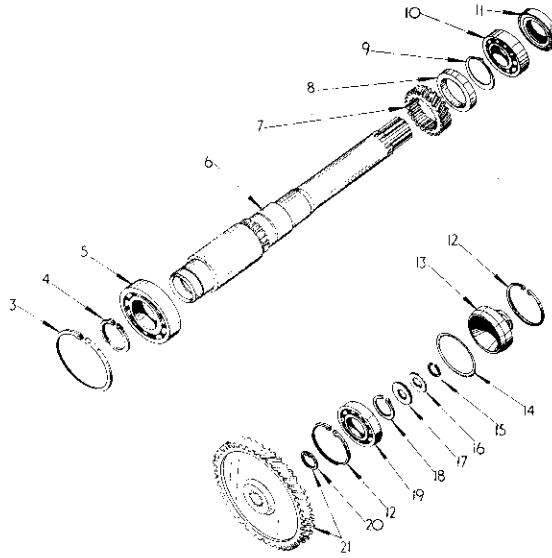


A T T A C H M E N T S

Ref. No.	Part No.	DESCRIPTION
----------	----------	-------------

SINGLE SPEED CONSTANT RUNNING P. T. O. ATTACHMENT- contd.

SINGLE SPEED P. T. O. GEARS AND SHAFTS (1,000 r. p. m.)- contd.



T55-35A

1	751 077 R1	CAGE, bearing, trans. driving shaft
2	751 140 R91	OIL SEAL, P. T. O. driving shaft, rear)
2	3042 160 R91	OIL SEAL, P. T. O. driving shaft, rear) optional
3	703 911 R1	CIRCLIP, P. T. O. driving shaft bearing)
3	933 078 R1	RING, locking) optional
4	703 696 R1	CIRCLIP, P. T. O. driving shaft, rear bearing) retaining (60 mm external))
4	933 089 R1	RING, locking) optional
5	3069 350 R91	BEARING, P. T. O. driving shaft, rear) (Fafnir))
5	3069 353 R91	BEARING, P. T. O. driving shaft, rear) (R & M))
5	3069 352 R91	BEARING, P. T. O. driving shaft, rear) (Fischer))
5	3069 349 R91	BEARING, P. T. O. driving shaft, rear) (S. K. F.))
5	3069 351 R91	BEARING, P. T. O. driving shaft, rear) (M. R. C.))
5	3069 355 R91	BEARING, P. T. O. driving shaft, rear) (Hoffman)) optional
6	3041 861 R1	SHAFT, drive, P. T. O.
7	3045 894 R1	GEAR, driving, P. T. O. (23 teeth)
8	751 155 R1	SPACER, P. T. O. driving shaft

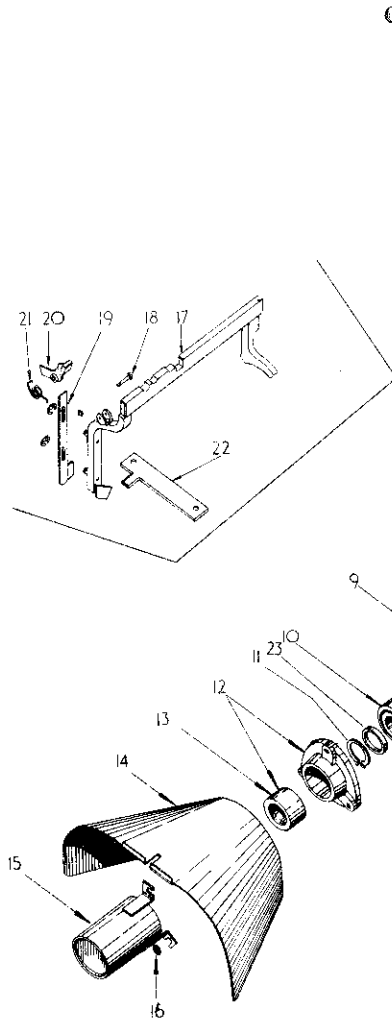
9	751 179 R1	CIRCLIP, P. T. O. driving gear retainer
10	704 235 R91	BEARING, P. T. O. driving shaft, front)
10	704 234 R91	BEARING, P. T. O. driving shaft, front)
10	20 161 D	BEARING, P. T. O. driving shaft, front)
10	3048 701 R91	BEARING, P. T. O. driving shaft, front) optional
11	704 229 R91	OIL SEAL, P. T. O. driving shaft, front)
11	704 230 R91	OIL SEAL, P. T. O. driving shaft, front)
11	3066 615 R91	OIL SEAL, P. T. O. driving shaft, front) optional
12	751 149 R1	CIRCLIP, P. T. O. front bearing retaining (2) (85 mm internal)
13	751 148 R3	CAP, P. T. O. front bearing
14	468 335 R1	"O" RING, P. T. O. front bearing cap. 3-3/8" x 3-3/4" x 3/16"
15	516 010 R1	CIRCLIP, 3/4" external B-414/28388 up
15	219 753	NUT, lock, P. T. O. shaft, front, 3/4" UNF up to B-414/28387
16	751 143 R1	WASHER, locking, P. T. O. shaft, front
17	751 142 R1	WASHER, retaining, P. T. O. shaft, front up to B-414/28387
18	751 146 R1	CIRCLIP, P. T. O. front bearing retaining (45 mm external)
19	704 327 R91	BEARING, P. T. O. shaft front (R & M))
19	703 644 R91	BEARING, P. T. O. shaft front (Fischer)) opt
19	42 454 H	BEARING, P. T. O. shaft front (S. K. F.))



A T T A C H M E N T S

Ref. No.	Part No.	DESCRIPTION
SINGLE SPEED CONSTANT RUNNING P. T. O. ATTACHMENT- contd.		
SINGLE SPEED P. T. O. GEARS AND SHAFTS (1,000 r. p. m.) - contd.		
20	751 145 R1	CIRCLIP, P. T. O. driven gear
21	3045 892 R11	GEAR, w/CIRCLIP 751 145 R1 cpte., driven, P. T. O. (46 teeth)

STANDARD REAR P. T. O. ATTACHMENT



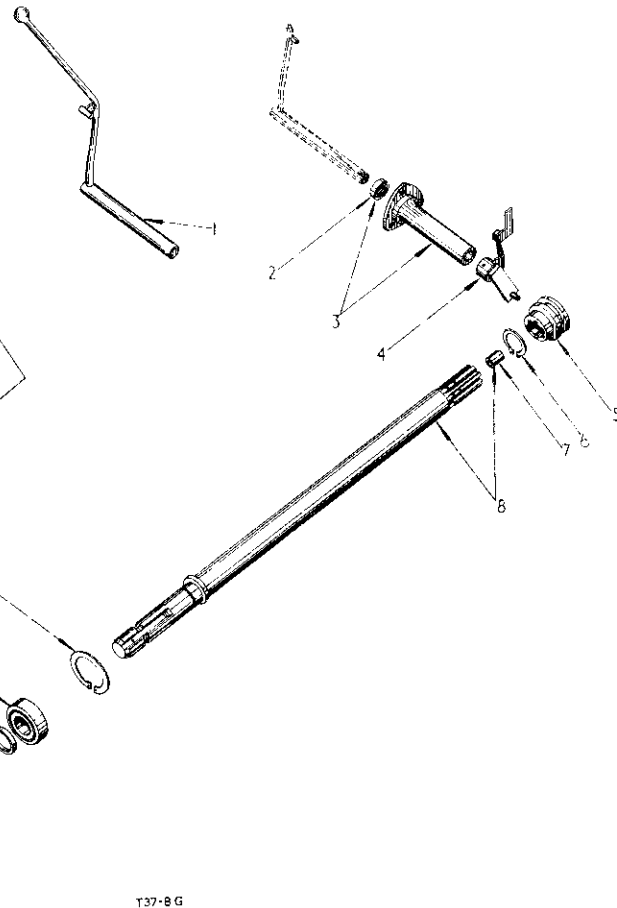
	3044 913 R91	ATTACHMENT, std. rear P. T. O. (*)
1	751 118 R93	LEVER, cpte., shifter P. T. O. rear clutch up to B-414/31373
1	3064 230 R91	LEVER, cpte., shifter P. T. O. rear clutch B-414/31374 up
2	704 393 R91	OIL SEAL, P. T. O. shifter bracket) optional
2	704 394 R91	OIL SEAL, P. T. O. shifter bracket)
3	704 392 R21	BRACKET, P. T. O. cpte., shifter
	179 858	BOLT, hex-hd., 3/8" x 7/8" (3)
	103 321	WASHER, lock, 3/8" (3)



A T T A C H M E N T S

Ref. No.	Part No.	DESCRIPTION
SINGLE SPEED CONSTANT RUNNING P. T. O. ATTACHMENT- contd.		
SINGLE SPEED P. T. O. GEARS AND SHAFTS (1,000 r. p. m.) - contd.		

STANDARD REAR P. T. O. ATTACHMENT- contd.



T37-8 G

4	3061 857 R11	SHIFTER, w/INTERLOCK LEVER cpte., P. T. O.)
4	751 111 R93	SHIFTER, w/LEVER cpte., P. T. O.) optional
	142 508	PIN, groove, type I, 3/16" x 1-1/4"
5	751 113 R1	CLUTCH, sliding, P. T. O. shaft rear
6	751 117 R1	CIRCLIP, stop P. T. O. shaft rear clutch
7	48 594 DA	BUSH, P. T. O. rear shaft
8	751 114 R51	SHAFT, w/BUSH 48 594 DA cpte., P. T. O. rear (%)



A T T A C H M E N T S

Ref. No.	Part No.	DESCRIPTION
----------	----------	-------------

STANDARD REAR P.T.O. ATTACHMENT- contd.

9	704 385 R1	CIRCLIP, (Seeger" (Internal 72 mm)
10	705 750 R91	BEARING, P.T.O. shaft (R & M)
10	704 769 R92	BEARING, P.T.O. shaft (Hoffman)
10	700 311 R91	BEARING, P.T.O. shaft (Fischer)
10	76 491 H	BEARING, P.T.O. shaft (S.K.F.)
11	708 541 R1	CIRCLIP, Anderson, external, K type, 35 mm
12	704 387 R11	RETAINER, w/OIL SEAL 45 702 D cpte., P.T.O. oil seal
	179 819	BOLT, hex-hd., 5/16" x 1-1/18 (3)
	103 340	WASHER, flat, 11/32" x 11/16" x 16 ga.(3)
13	45 702 D	OIL SEAL, P.T.O.)
13	708 580 R91	OIL SEAL, P.T.O.) optional
13	708 107 R91	OIL SEAL, P.T.O.)
13	3068 756 R91	OIL SEAL, P.T.O.)
14	704 395 R96	SHIELD, assy., safety, P.T.O.
	103 320	WASHER, flat, 11/32" x 11/16" x 16 ga. (3)
15	3041 319 R11	CAP, cpte., safety, P.T.O.) optional
15	751 471 R91	CAP, cpte., safety, P.T.O.)
16	751 472 R1	WASHER, special (3)
17	751 097 R98	FORK, cpte., high speed shifter (** *)
	3060 929 R1	CIRCLIP, Anderson type, 3/16" (2))
	446 151	WASHER, flat, 13/64" x 15/32") x 16 ga. (2)) up to B-414/37066
	3064 717 R1	CLIP, retaining, (2) B-414/37067 up
18	751 797 R3	PIN, interlock latch, pivot (**)
	3066 786 R1	CIRCLIP
	16 558 R1	WASHER, flat, 17/64" x 5/8" x 18 ga.
19	751 799 R12	PLATE, operating interlock latch
20	751 794 R2	LATCH, interlock
21	751 798 R1	SPRING, interlock latch
22	3044 010 R11	BRACKET, guide, and gear shifter fork
23	707 991 R1	COLLAR, P.T.O. shaft
	1026 445 R1	TRANSFER, P.T.O. speed, 545 r.p.m.

(*) Not for use with Forward/Reverse Gear Attachment
or Single Clutch P.T.O. Attachment

(**) On orders for 751 797 R1 order R3 together w/
CIRCLIP 3066 786 R1

(** *) On orders for 751 097 R94 order R96 together
w/two CLIP 3064 717 R1

(%) On orders for 751 114 R21 order R31 together
w/COLLAR 707 991 R1



A T T A C H M E N T S

Ref. No.	Part No.	DESCRIPTION
----------	----------	-------------

SAFETY CAP ATTACHMENT

3040 151 R91	ATTACHMENT, cap, safety, P.T.O.
3041 319 R11	CAP, cpte., safety, P.T.O.) optional
751 471 R91	CAP, cpte., safety, P.T.O.)
751 472 R1	WASHER, special (3)



A T T A C H M E N T S

Ref. No.	Part No.	DESCRIPTION
----------	----------	-------------

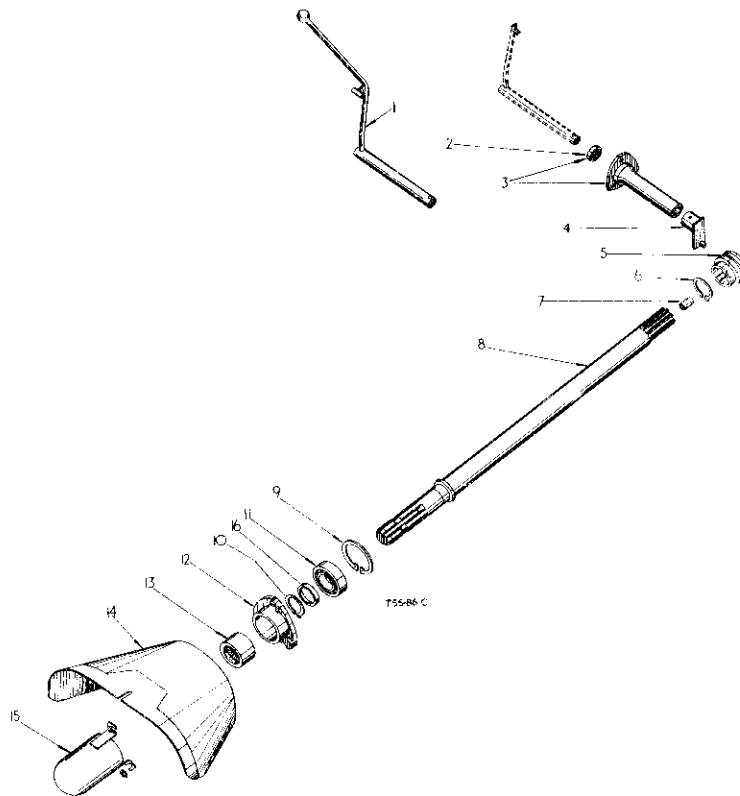
STANDARD REAR P. T. O. ATTACHMENT



A T T A C H M E N T S

Ref. No.	Part No.	DESCRIPTION
----------	----------	-------------

STANDARD REAR P. T. O. ATTACHMENT - contd.



	3048 767 R91	ATTACHMENT, std. rear P. T. O. (*)
1	751 118 R93	LEVER, cpte., shifter, P. T. O. rear clutch
2	704 393 R91	OIL SEAL, P. T. O. shifter bracket) optional
2	704 394 R91	OIL SEAL, P. T. O. shifter bracket)
3	704 392 R21	BRACKET, w/OIL SEAL 709 393 R91 cpte., P. T. O. rear clutch
	179 838	BOLT, hex-hd., 3/8" x 7/8" (3)
	103 321	WASHER, lock, 3/8" (3)
4	3063 246 R91	SHIFTER, cpte., P. T. O.) optional
4	751 115 R91	SHIFTER, cpte., P. T. O.)
	142 508	PIN, groove, type 1, 3/16" x 1-1/4"
5	751 113 R1	CLUTCH, rear, P. T. O. shaft
6	751 117 R1	CIRCLIP, P. T. O. shaft rear clutch
7	48 594 DA	BUSH, P. T. O. rear shaft
8	751 114 R51	SHAFT, w/BUSH 48 594 DA cpte., P. T. O. rear, (**)
9	704 385 R1	CIRCLIP, (internal 72 mm)
10	708 541 R1	CIRCLIP, P. T. O. shaft rear bearing (12)
11	705 750 R91	BEARING, P. T. O. shaft rear)
11	76 491 H	BEARING, P. T. O. shaft rear) optional
11	700 311 R91	BEARING, P. T. O. shaft rear)

12	704 387 R11	RETAINER, w/OIL SEAL 45 702 D cpte., P. T. O. oil seal
	179 819	BOLT, hex-hd., 5/16" x 1-1/8" (3)
	103 340	WASHER, plain, 11/32" x 11/16" x 16 ga. (3)
13	45 702 D	OIL SEAL, P. T. O.)
13	708 107 R91	OIL SEAL, P. T. O.) optional
13	708 580 R91	OIL SEAL, P. T. O.)
13	3068 756 R91	OIL SEAL, P. T. O.)
14	704 395 R96	SHIELD, assy., safety P. T. O.
	751 472 R1	WASHER, special
15	3041 319 R11	CAP, cpte., safety, P. T. O.) Domestic
15	751 471 R91	CAP, cpte., safety, P. T. O.) Machines
	751 472 R1	WASHER, special) only
16	707 991 R1	COLLAR, P. T. O. shaft

(*) Use only with Forward/Reverse Gear Attachment or Single Clutch Attachment

(**) On orders for 751 114 R21 order R31 w/COLLAR 707 991 R1



A T T A C H M E N T S

Ref. No.	Part No.	DESCRIPTION
----------	----------	-------------

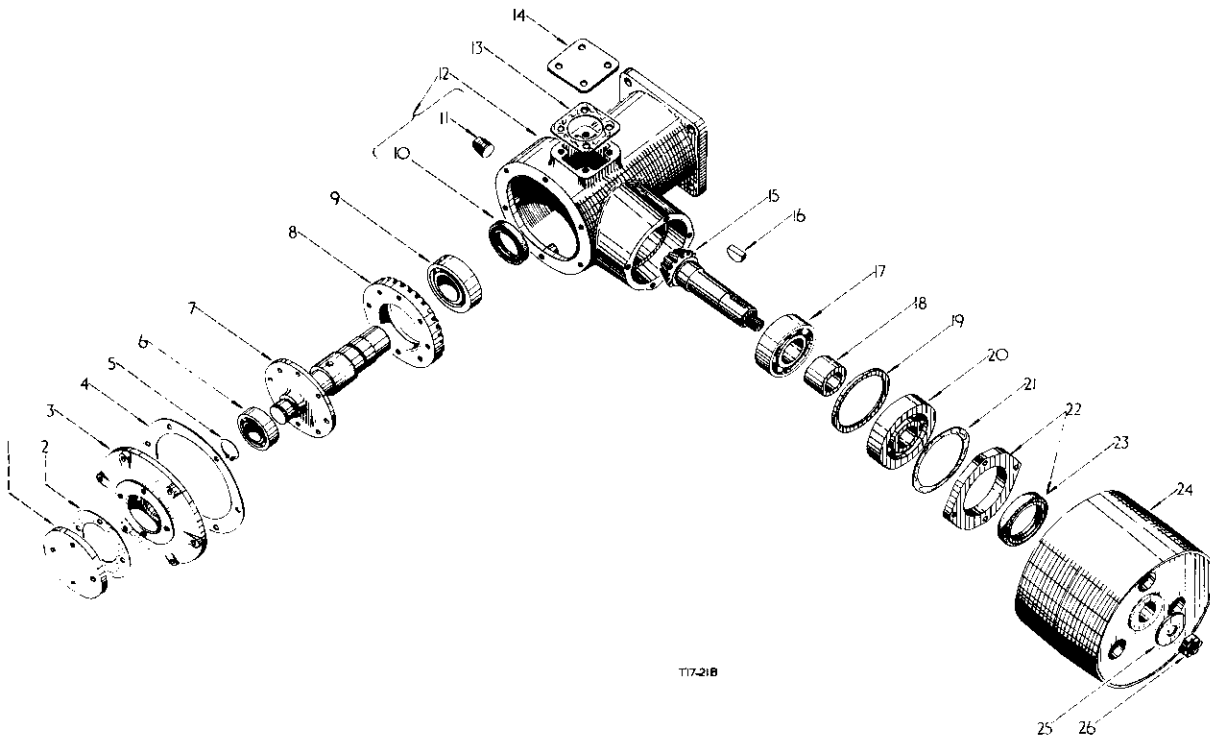
BELT PULLEY ATTACHMENT



A T T A C H M E N T S

Ref. No.	Part No.	DESCRIPTION
----------	----------	-------------

BELT PULLEY ATTACHMENT - contd.



T17-218

KEY to UNITS

		ATTACHMENT, belt pulley (A)	6	76 491 H	BEARING, ball, belt pulley shaft - outer)
		ATTACHMENT, w/Safety Shield,belt pulley (B)	6	700 311 R91	BEARING, ball, belt pulley shaft - outer)
			6	705 750 R91	BEARING, ball, belt pulley shaft - outer)
			6	701 445 R91	BEARING, ball, belt pulley shaft - outer)
			6	700 545 R91	BEARING, ball, belt pulley shaft - outer)
			6	704 769 R92	BEARING, ball, belt pulley shaft - outer)
			6	659 473 R91	BEARING, ball, belt pulley shaft - outer) optional
		BELT PULLEY	7	704 231 R12	SHAFT, belt pulley drive opte.
		SHIELD, belt pulley, safety (see detail list)		181 333	BOLT, hex-hd., 5/16" UNF x 5/8" (8)
				115 548	WASHER, lock, type A, internal tooth 5/16" (8)
		BELT PULLEY	8	704 233 R2	GEAR, bevel, belt pulley
1	711 877 R1	RETAINER, belt pulley bearing	9	20 161 D	BEARING, ball, belt pulley shaft - inner)
	179 839	BOLT, hex-hd., 3/8" x 1" (4)	9	704 234 R91	BEARING, ball, belt pulley shaft - inner)
	103 321	WASHER, lock, 3/8" (4)	9	704 235 R91	BEARING, ball, belt pulley shaft - inner)
			9	3048 701 R91	BEARING, ball, belt pulley shaft - inner) optional
2	711 304 R2	GASKET, belt pulley bearing retainer			
3	704 241 R1	COVER, belt pulley drive housing	10	704 229 R91	OIL SEAL, belt pulley drive housing)
	179 840	BOLT, hex-hd., 3/8" x 1-1/8" (6)	10	704 230 R91	OIL SEAL, belt pulley drive housing) optional
	103 321	WASHER, lock, 3/8" (6)			
4	704 239 R1	SHIM, belt pulley drive housing cover - heavy (*) (2)	11	103 869	PLUG, pipe, 3/4"
4	704 240 R1	SHIM, belt pulley drive housing cover - light (*) (2)	12	704 228 R11	HOUSING, w/OIL SEAL 704 229 R91 and PLUG 103 869 cpte., belt pulley drive
4	707 844 R1	SHIM, belt pulley drive housing cover - 002 (As req'd)		179 883	BOLT, hex-hd., 1/2" x 1-1/4" (4)
				103 323	WASHER, lock, 1/2" (4)
5	704 238 R1	CIRCLIP, external type, 35 mm. shaft size	13	711 882 R1	GASKET, belt pulley drive housing top cover plate



A T T A C H M E N T S

Ref. No.	Part No.	DESCRIPTION
BELT PULLEY ATTACHMENT- contd.		
BELT PULLEY - contd.		
14	711 881 R1 179 836 103 321	PLATE, top cover, belt pulley drive housing BOLT, hex-hd., 3/8" x 11/16" (4) WASHER, lock, 3/8" (4)
15	704 242 R1	PINION, and shaft, belt pulley drive bevel
16	117 991	KEY, Woodruff, No. D
17	49 533 H	BEARING, ball, belt pulley pinion - inner)
17	700 521 R91	BEARING, ball, belt pulley pinion - inner)
17	700 523 R91	BEARING, ball, belt pulley pinion - inner)
17	704 768 R92	BEARING, ball, belt pulley pinion - inner) optional
18	704 243 R1	SPACER, bearing, belt pulley
19	706 745 R1	SPACER, belt pulley pinion shaft (.148 thick)
19	711 863 R1	SPACER, belt pulley pinion shaft (.150 thick)
19	711 864 R1	SPACER, belt pulley pinion shaft (.152 thick)
19	711 865 R1	SPACER, belt pulley pinion shaft (.154 thick)
19	711 866 R1	SPACER, belt pulley pinion shaft (.156 thick)
19	711 867 R1	SPACER, belt pulley pinion shaft (.158 thick)
19	711 868 R1	SPACER, belt pulley pinion shaft (.160 thick)
19	711 869 R1	SPACER, belt pulley pinion shaft (.162 thick)
19	711 870 R1	SPACER, belt pulley pinion shaft (.164 thick) (As req'd)
20	133 606 H	BEARING, ball, belt pulley pinion - outer)
20	704 244 R91	BEARING, ball, belt pulley pinion - outer)
20	704 245 R91	BEARING, ball, belt pulley pinion - outer)
20	3063 609 R91	BEARING, ball, belt pulley pinion - outer) optional
21	711 872 R1	GASKET, retainer, belt pulley pinion shaft
22	704 246 R21 179 840 103 321	RETAINER, w/OIL SEAL 704 247 R91 cpte., belt pulley pinion shaft BOLT, hex-hd., 3/8" x 1-1/8" (4) WASHER, lock, 3/8" (4)
23	704 247 R91	OIL SEAL, belt pulley pinion shaft retainer)
23	704 248 R91	OIL SEAL, belt pulley pinion shaft retainer) optional
24	704 249 R11 704 250 R1	PULLEY, w/BUSHING 704 250 R1 cpte., belt BUSHING, belt pulley
25	704 251 R1	WASHER, belt pulley, retainer
26	704 252 R1 108 643	NUT, belt pulley pinion shaft PIN, cotter, 5/32" x 1-3/8"

(*) Or as required



A T T A C H M E N T S

Ref. No.	Part No.	DESCRIPTION
BELT PULLEY ATTACHMENT- contd.		
BELT PULLEY - contd.		
14	711 881 R1 179 836 103 321	PLATE, top cover, belt pulley drive housing BOLT, hex-hd., 3/8" x 11/16" (4) WASHER, lock, 3/8" (4)
15	704 242 R1	PINION, and shaft, belt pulley drive bevel
16	117 991	KEY, Woodruff, No. D
17	49 533 H	BEARING, ball, belt pulley pinion - inner)
17	700 521 R91	BEARING, ball, belt pulley pinion - inner)
17	700 523 R91	BEARING, ball, belt pulley pinion - inner)
17	704 768 R92	BEARING, ball, belt pulley pinion - inner) optional
18	704 243 R1	SPACER, bearing, belt pulley
19	706 745 R1	SPACER, belt pulley pinion shaft (.148 thick)
19	711 863 R1	SPACER, belt pulley pinion shaft (.150 thick)
19	711 864 R1	SPACER, belt pulley pinion shaft (.152 thick)
19	711 865 R1	SPACER, belt pulley pinion shaft (.154 thick)
19	711 866 R1	SPACER, belt pulley pinion shaft (.156 thick)
19	711 867 R1	SPACER, belt pulley pinion shaft (.158 thick)
19	711 868 R1	SPACER, belt pulley pinion shaft (.160 thick)
19	711 869 R1	SPACER, belt pulley pinion shaft (.162 thick)
19	711 870 R1	SPACER, belt pulley pinion shaft (.164 thick) (As req'd)
20	133 606 H	BEARING, ball, belt pulley pinion - outer)
20	704 244 R91	BEARING, ball, belt pulley pinion - outer)
20	704 245 R91	BEARING, ball, belt pulley pinion - outer)
20	3063 609 R91	BEARING, ball, belt pulley pinion - outer) optional
21	711 872 R1	GASKET, retainer, belt pulley pinion shaft
22	704 246 R21 179 840 103 321	RETAINER, w/OIL SEAL 704 247 R91 cpte., belt pulley pinion shaft BOLT, hex-hd., 3/8" x 1-1/8" (4) WASHER, lock, 3/8" (4)
23	704 247 R91	OIL SEAL, belt pulley pinion shaft retainer)
23	704 248 R91	OIL SEAL, belt pulley pinion shaft retainer) optional
24	704 249 R11 704 250 R1	PULLEY, w/BUSHING 704 250 R1 cpte., belt BUSHING, belt pulley
25	704 251 R1	WASHER, belt pulley, retainer
26	704 252 R1 108 643	NUT, belt pulley pinion shaft PIN, cotter, 5/32" x 1-3/8"

(*) Or as required

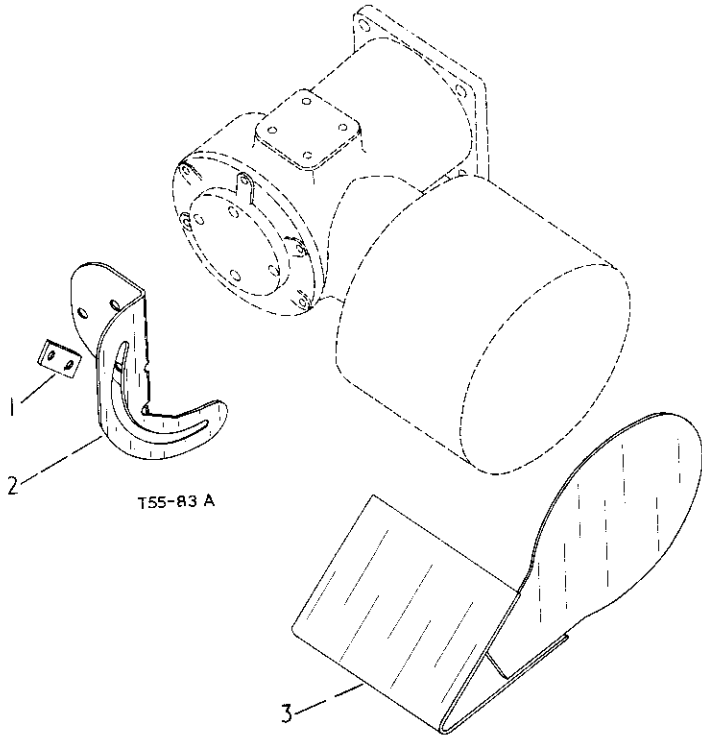


A T T A C H M E N T S

Ref. No.	Part No.	DESCRIPTION
----------	----------	-------------

BELT PULLEY ATTACHMENT- contd.

BELT PULLEY SAFETY SHIELD



A T T A C H M E N T S

Ref. No.	Part No.	DESCRIPTION
----------	----------	-------------

	3049 003 R92	ATTACHMENT, belt pulley safety shield
1	3049 061 R1	PLATE, backing
2	3048 906 R11	BRACKET, cpte., belt pulley safet shield
	179 841	BOLT, hex-hd., 3/8" x 1-1/4" (3)
3	3048 908 R92	SHIELD, cpte., belt pulley, safety
	271 500	NUT, hex., 7/16" (2)
	103 322	WASHER, lock, 7/16" (2)
	1080 068 R1	TRANSFER, belt pulley safety shield



A T T A C H M E N T S

Ref. No.	Part No.	DESCRIPTION
----------	----------	-------------

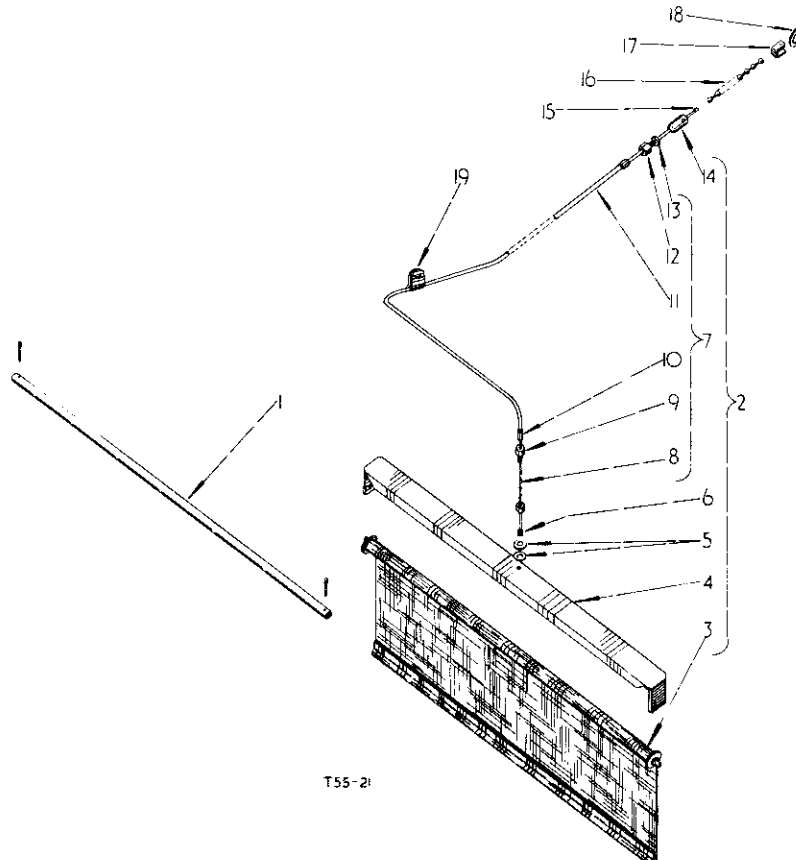
RADIATOR CURTAIN ATTACHMENT



A T T A C H M E N T S

Ref. No.	Part No.	DESCRIPTION
----------	----------	-------------

RADIATOR CURTAIN ATTACHMENT- contd.



T55-21

	3045 226 R91	ATTACHMENT, radiator curtain	7	707 696 R11	CABLE, cpte., operating, radiator curtain (comprising
1	3045 259 R1 103 361	STIFFENER, radiator curtain PIN, cotter, 1/16" x 1/2" (2)			1 CABLE 3045 257 R1 1 CONDUIT 3045 258 R1
2	3045 253 R91	CURTAIN, cpte., radiator and operating cable (comprising			2 END 707 698 R1 2 NUT 707 701 R1 1 STOP 707 700 R1 1 STOP 707 699 R1)
		1 CABLE 707 696 R11			
		1 CURTAIN 3045 254 R91			
		1 CONNECTOR 707 691 R1	8	3045 257 R1	CABLE, radiator operating
		1 HOLDER 3045 255 R1			
		1 NIPPLE 707 694 R1	9	707 700 R1	STOP, adjustable (7/8" under head)
		1 NIPPLE 704 763 R1			
		2 WASHER 16 558 R1)	10	707 698 R1	END, conduit (2)
3	3045 254 R91	CURTAIN, assy., radiator and roller (comprising	11	3045 258 R1	CONDUIT, operating cable, radiator curtain
		1 BOSS 707 881 R1			
		1 BOSS 707 882 R1	12	707 699 R1	STOP, adjustable (7/16" under head)
		2 COLLAR 707 884 R1			
		1 CURTAIN 3047 226 R1	13	707 701 R1	NUT, lock (2)
		1 SLEEVE 707 880 R1			
		1 SPINDLE 3047 227 R1	14	707 691 R1 443 885	CONNECTOR, cable to chain SCREW, ser, hdis-sltd., cup point., 5/16" - 32, No. 6 (2)
		1 SPRING 707 883 R1			
		2 SCREW 707 886 R1	15	704 763 R1	NIPPLE, cable
		1 TUBE 3047 228 R1)	16	707 687 R1	CHAIN, ball, radiator curtain
4	3045 255 R1	HOLDER, radiator curtain	17	707 688 R1	CONNECTOR, ball chain to ring
5	16 558 R1	WASHER, plain, 17/64" x 5/8" x 18 ga. (2)	18	711 947 R1	RING, radiator curtain chain
6	707 694 R1	NIPPLE, cable			



A T T A C H M E N T S

Ref No.	Part No.	DESCRIPTION
RADIATOR CURTAIN ATTACHMENT- contd.		
19	60 938 D	CLIP, cable, 3/8") optional
19	708 115 R1	CLIP, cable, 3/8")
	707 881 R1	BOSS
	707 882 R1	BOSS
	707 884 R1	COLLAR (2)
3047 226 R1		CURTAIN, radiator
	707 880 R1	SLEEVE
3047 227 R1		SPINDLE
	707 883 R1	SPRING, tension
	707 886 R1	SCREW, ctsk., 8 BA x 1/8" (Zinc-pltd.)
3047 228 R1		TUBE, blind

STARTER CUT- OUT SWITCH ATTACHMENT

751 687 R91	ATTACHMENT, starter cut-out switch (Diesel)
751 685 R91	CABLE, switch to starter solenoid
751 686 R1	TERMINAL
705 897 R1	CONNECTOR, 1 way
3062 963 R1	SWITCH, starter, cut-out
3062 961 R1	LOCK
3062 962 R1	KEY

SPARK ARRESTER ATTACHMENT

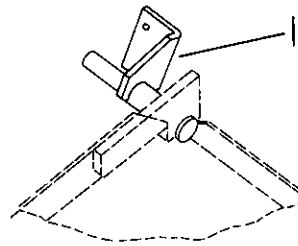
843 745 R91	ATTACHMENT, spark arrester
-------------	----------------------------



A T T A C H M E N T S

Ref. No.	Part No.	DESCRIPTION
HEAT INDICATOR ATTACHMENT		
	704 538 R92	ATTACHMENT, heat indicator

FOOT OPERATED ACCELERATOR ATTACHMENT (Petrol)



T480I-3

	3045 496 R92	ATTACHMENT, foot operated accelerator (High speed) for use only with Factory application foot operated accelerator attachment
1	3047 548 R1	BRACKET, high speed stop
	124 920	NUT, 5/16" lock (2)
	3045 341 R1	SCREW, 5/16" UNF (2)



ATTACHMENTS

Ref. No.	Part No.	DESCRIPTION
----------	----------	-------------

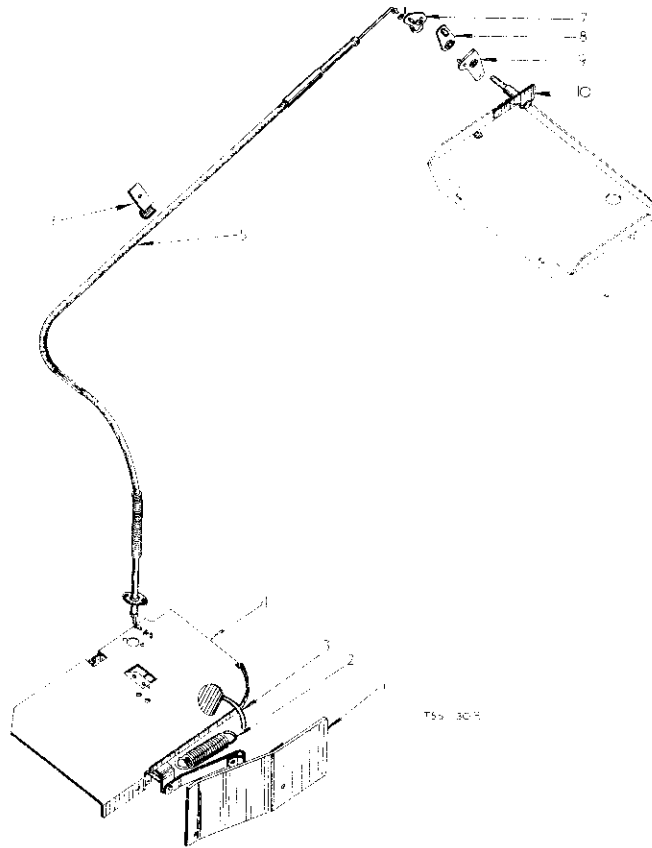
FOOT OPERATED ACCELERATOR ATTACHMENT (Petrol)



ATTACHMENTS

Ref. No.	Part No.	DESCRIPTION
----------	----------	-------------

FOOT OPERATED ACCELERATOR ATTACHMENT (Petrol)- contd.



T55 3075

KEY to UNITS

- 3045 851 R92 ATTACHMENT, foot operated accelerator (A)
- ATTACHMENT, foot operated accelerator (B)
(Factory application only)

Units Letters of these units correspond with those following the description of the parts in the list below and identifies the unit for which the part is used. Items without letters after the description indicates the part is used for all units.

- 1 751 666 R11 PLATE, cpte., foot, guide
- 179 837 BOLT, hex-hd., 3/8" x 3/4" (2)
- 162 635 NUT, hex., 3/8" (2)
- 103 321 WASHER, lock, 3/8" (2)
- 2 3947 546 R1 SPRING, accelerator pedal
- 3 3947 530 R91 PEDAL, foot control
- 179 793 BOLT, hex-hd., 1/4" x 5/8"
- 109 684 NUT, hex., 1/4"
- 103 319 WASHER, lock, 1/4"
- 4 3969 463 R91 FOOTPLATE, cpte., R.H. (used w/5-1/2" brakes only)
- 4 3045 280 R94 FOOTPLATE, cpte., R.H.

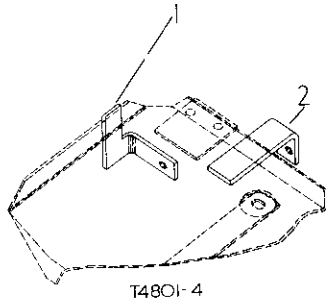
- 5 3045 301 R92 CABLE, cpte.
- 103 092 NUT, screw, mach., No. 8 (2)
- 455 637 SCREW, mach., No. 8 x 11/16" hex-hd., (2)
- 106 496 WASHER, lock, No. 8 (2)
- 6 3047 538 R1 CLIP, cable
- 81 356 BOLT, hex-hd., 3/8" UNF
- 114 494 NUT, lock, 3/8" UNF
- 103 321 WASHER, lock, 3/8"
- 7 3047 543 R11 CRANK, cpte., foot control, bell
- 103 362 PIN, center, 1/16" x 1/2"
- 103 341 WASHER, flat, 11/32" x 11/16" x 16 ga.
- 8 3047 541 R11 CRANK, cpte., two way, bell
- 9 3047 539 R11 CRANK, cpte., hand control, bell
- 10 3045 049 R92 BRACKET, cpte., bellcrank pivot (A)
- 3045 055 R92 TRAY, w/NUT 3044 073 R1 assy., battery (B)
- 3044 073 R3 NUT, battery tray, spire (B)



A T T A C H M E N T S

Ref. No.	Part No.	DESCRIPTION
----------	----------	-------------

FOOT OPERATED ACCELERATOR ATTACHMENT (Diesel)



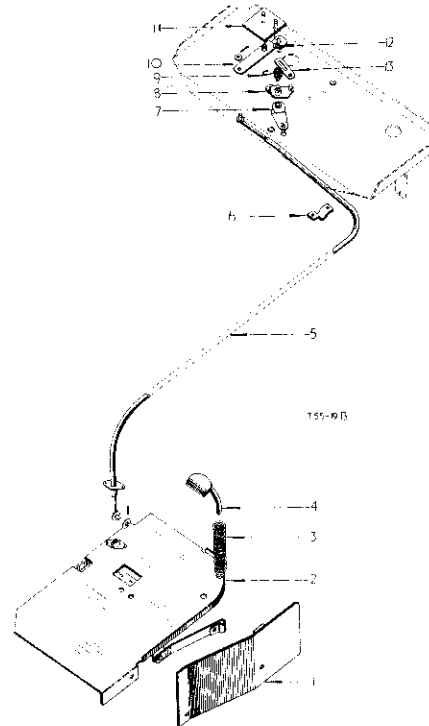
	3045 777 R91	ATTACHMENT, foot operated accelerator (high speed) (for use only with Factory application foot operated accelerator attachment)
1	3045 312 R2	BRACKET, foot control high speed adjustment screw
2	3045 340 R1 124 920 3045 341 R1	BRACKET, hand control adjustment screw NUT, 5/16" lock (2) SCREW, 5/16" UNF (2)



A T T A C H M E N T S

Ref. No.	Part No.	DESCRIPTION
----------	----------	-------------

FOOT OPERATED ACCELERATOR ATTACHMENT (Diesel) - contd.



KEY TO UNITS

	3045 852 R91	ATTACHMENT, foot operated accelerator (A)
		ATTACHMENT, foot operated accelerator (B) (Factory application only)
Units.	Letters of these units correspond with those following the description of the parts in the list below and identifies the unit for which the part is used. Items without letters after the description indicates the part is used for all units.	
1	751 666 R11 179 837 102 636 103 321	PLATE, cpte., foot guide BOLT, hex-hd., 3/8" x 3/4" (2) NUT, hex., 3/8" (2) WASHER, lock, 3/8" (2)
2	3069 464 R91	FOOTPLATE, cpte., (used w/6-1/2" Brakes only)
2	3045 294 R93	FOOTPLATE, cpte.
3	709 137 R1	SPRING, foot control pedal
4	3042 752 R91 179 793 109 684 103 319	PEDAL, cpte., foot control BOLT, hex-hd., 1/4" x 5/8" NUT, hex., 1/4" WASHER, lock, 1/4"
5	3045 301 R92	CABLE, cpte.
6	3045 302 R1 100 869 451 689 106 496	CLIP, cable SCREW, std., mach., flat-hd., No. 10 UNF (2) SCREW, mach., hex-hd., No. 8 UNF (2) WASHER, lock, No. 8 (2)



A T T A C H M E N T S

Ref. No.	Part No.	DESCRIPTION
FOOT OPERATED ACCELERATOR ATTACHMENT (Diesel) - contd.		
7	709 190 R11	LEVER, w/PIN 706 204 R1 cpte., bell crank operating
	103 361	PIN, cotter, 1/16" x 1/2"
	103 340	WASHER, flat, 11/32" x 11/16" x 16 ga.
8	3042 758 R11	BELLCRANK, cpte., governor control rod
9	3045 308 R1	SPRING, return, bell crank
10	3045 299 R11	LEVER, cpte., two way control
	103 361	PIN, cotter, 1/16" x 1/2" (2)
	103 340	WASHER, flat, 11/32" x 11/16" x 16 ga.
	16 558 R1	WASHER, flat, 17/64" x 5/8" x 16 ga.

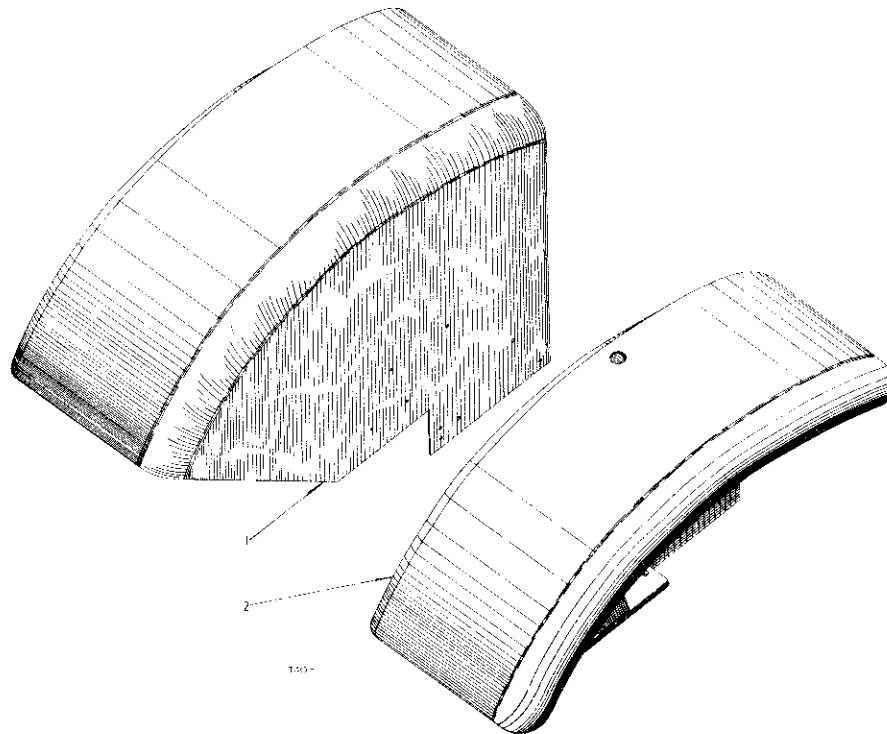


A T T A C H M E N T S

Ref. No.	Part No.	DESCRIPTION
FOOT OPERATED ACCELERATOR ATTACHMENT (Diesel) - contd.		
11	3045 298 R91	BRACKET, cpte., two way mechanism, pivot, (A)
12	709 189 R1	BOSS, governor control rod bellcrank
13	709 191 R1	LINK, connecting, bellcrank
	107 761	PIN, cotter, 1/16" x 5/8"
	16 558 R1	WASHER, flat, 17/64" x 5/8" x 16 ga.
	706 204 R1	PIN, ball, governor control rod
	3045 297 R93	TRAY, cpte., battery (B) B-414/30339 up
	3045 297 R95	TRAY, cpte., battery (B) up to B-414/30338

REAR INDUSTRIAL FENDERS ATTACHMENT

REAR INDUSTRIAL FENDERS ATTACHMENT- contd.



	709 811 R91	ATTACHMENT, rear industrial fenders
1	709 218 R91	FENDER, cpte., L. H.
	751 784 R1	BOLT, "U" 3/8" UNF
	103 026	NUT, hex., 3/8" UNF (2)
	103 321	WASHER, lock, 3/8" (2)
	106 263	WASHER, plain, 7/16" x 1" (2)

2	709 219 R91	FENDER, cpte., R. H.
	751 784 R1	BOLT, "U" 3/8" UNF
	103 026	NUT, hex., 3/8" UNF (2)
	103 321	WASHER, lock, 3/8" (2)
	106 263	WASHER, plain, 7/16" x 1" (2)



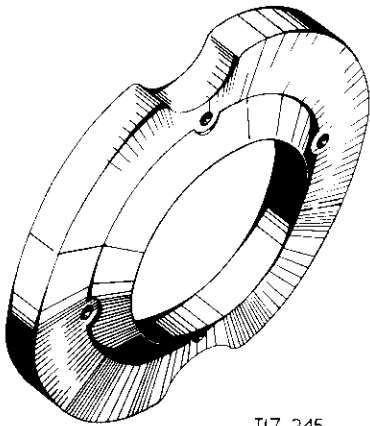
A T T A C H M E N T S

Ref. No.	Part No.	DESCRIPTION
----------	----------	-------------

FRONT WHEEL WEIGHT ATTACHMENT

3040 051 R91		ATTACHMENT, front wheel weight (first set) (750 x 16 and 6.00 x 16) (As req'd) comprising :-
3040 050 R1		WEIGHT, front wheel (44 lbs.) (2)
17 603 R1		BOLT, hex-hd., 1/2" x 2-3/4" (8)
102 637		NUT, hex., 1/2" (8)
103 323		WASHER, lock, 1/2" (8)
3040 052 R91		ATTACHMENT, front wheel weight (2nd set) (750 x 16 and 6.00 x 16) (As req'd) comprising :-
3040 050 R1		WEIGHT, front wheel (44 lbs.) (2)
17 783 R1		BOLT, hex-hd., 1/2" x 4-5/8"(8)

FRONT WHEEL WEIGHTS ATTACHMENT 5.50 x 16



T17-245

705 983 R91		WEIGHTS, front wheel, (first set) (5.50 x 16) comprising :-
705 985 R1		WEIGHT, front wheel (45 lbs. approx.) (2)
17 550 R1		BOLT, hex-hd., 1/2" x 2-1/4" (8)(*)
102 637		NUT, hex., 1/2" (8)
103 323		WASHER, lock, 1/2" (8)
705 984 R91		WEIGHTS, front wheel, (2nd set) (5.50 x 16) comprising :-
705 985 R1		WEIGHT, front wheel (45 lbs. approx.) (2)
17 699 R1		BOLT, hex-hd., 1/2" x 3-3/4" (8)

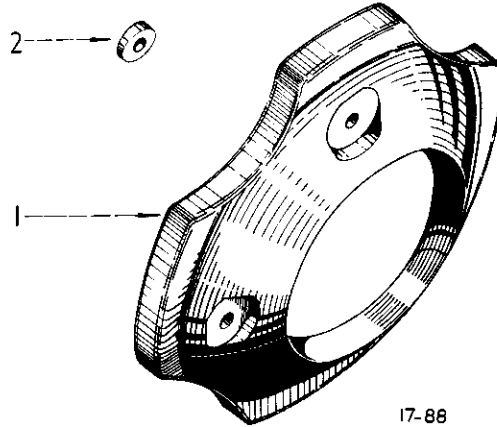
(*) When both sets of wheel weights are supplied the 8 bolts 17 550 R1 are not supplied.



A T T A C H M E N T S

Ref. No.	Part No.	DESCRIPTION
----------	----------	-------------

FRONT WHEEL WEIGHTS ATTACHMENT



17-88

	704 152 R91	WEIGHTS, front wheel (first set) comprising :-
1	704 155 R1	WEIGHT, front wheel (2)
	17 617 R1	BOLT, mach., hex-hd., 5/8" x 2-7/8" (6)
	102 639	NUT, hex., 5/8" (6)
	704 153 R91	WEIGHTS, front wheel, (second set) comprising :-
1	704 155 R1	WEIGHT, front wheel (2)
	17 784 R1	BOLT, mach., hex-hd., 5/8" x 4-5/8" (6)
	704 154 R91	WEIGHTS, front wheel (third set) comprising :-
1	704 155 R1	WEIGHT, front wheel (2)
	17 876 R1	BOLT, mach., hex-hd., 5/8" x 5-7/8" (6)
2	704 156 R1	WASHER, taper (6)

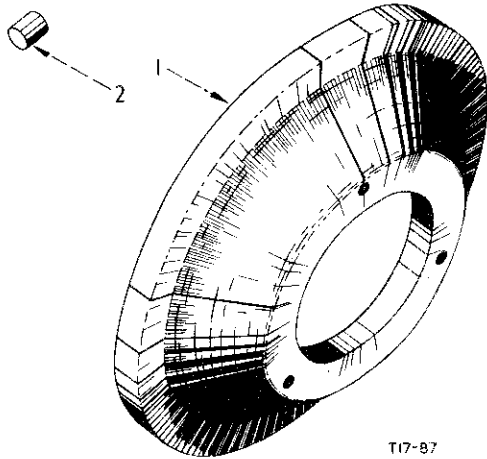
NOTE: When all three sets of wheel weights are supplied the 6 bolts 17 617 R1 and 17 784 R1 are not supplied.



A T T A C H M E N T S

Ref. No.	Part No.	DESCRIPTION
----------	----------	-------------

REAR WHEEL WEIGHTS



	704 157 R91	WEIGHTS, rear wheel, 1st set (*) comprising :-	(*)
1	704 159 R1 271 567	WEIGHT, rear wheel (2) BOLT, hex-hd., 5/8" x 3-1/4" (6)	
2	704 160 R1 103 325	NUT, clamping, rear wheel weight (6) WASHER, lock, 5/8" (6)	
	704 158 R91	WEIGHTS, rear wheel, 2nd set (*) comprising :-	(*)
1	704 159 R1 271 573	WEIGHT, rear wheel (2) BOLT, hex-hd., 5/8" x 4-3/4" (6)	
	707 905 R91	WEIGHTS, rear wheel, 5 cwt. (*)	(*)
	704 159 R1	WEIGHT, rear wheel (10)	
	707 906 R1	BOLT, rear wheel weight (6)	
	704 160 R1	NUT, clamping, rear wheel weight (6)	
	102 639	NUT, hex., 5/8" (6)	
	103 325	WASHER, lock, 5/8" (6)	
	103 345	WASHER, plain, 21/32" x 1-5/16" x 13 ga. (12)	

(*) For use with Power Adjusted Rear Wheels.



A T T A C H M E N T S

Ref. No.	Part No.	DESCRIPTION
----------	----------	-------------

REAR WHEEL WEIGHTS

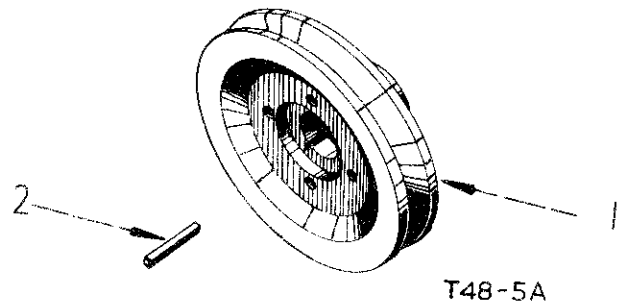
KEY to UNITS

3042 294 R91	WEIGHTS, rear wheel, 1st set	(A)
3042 295 R91	WEIGHTS, rear wheel, 2nd set	(B)
3042 296 R91	WEIGHTS, rear wheel, 5 cwt. set	(C)

Units. Letters of these units correspond with those following the description of the parts in the list below and identifies the unit for which the part is used. Items without letters after the description indicates the part is used for all units.

3042 297 R1	WEIGHT, rear wheel	(A2, B2, C 10.)
271 570	BOLT, hex-hd., 5/8" x 1" (A6)	
272 729	BOLT, hex-hd., 5/8" x 5-1/2" (B5)	
3042 298 R1	BOLT, hex-hd., 5/8" x 10" (C6)	
102 639	NUT, hex., 5/8" (A6, C6)	
3042 299 R1	WASHER, taper (A6, C6)	
103 345	WASHER, plain, 21/32" x 1-5/16" x .095 (A6, C 12)	
103 325	WASHER, lock, 5/8" (A6, C6)	

FRONT P. T. O. DRIVE PULLEY ATTACHMENT



KEY to UNITS

3041 408 R91	ATTACHMENT, front P. T. O. drive pulley (Diesel)	(A)
3047 555 R91	ATTACHMENT, front P. T. O. drive pulley (Petrol)	(B)

Units. Letters of these units correspond with those following the description of the parts in the list below and identifies the unit for which the part is used. Items without letters after the description indicates the part is used for all units.


1	635 266 R1	PULLEY, front P. T. O. drive (Diesel)	(A)
1	3047 556 R1 138 516	PULLEY, front P. T. O. drive (Petrol) WASHER, lock, external tooth, 1"	(B)
2	218 311	KEY, fan drive pulley	



A T T A C H M E N T S

Ref. No.	Part No.	DESCRIPTION
----------	----------	-------------

DOWNSWEPT EXHAUST PIPE ATTACHMENT



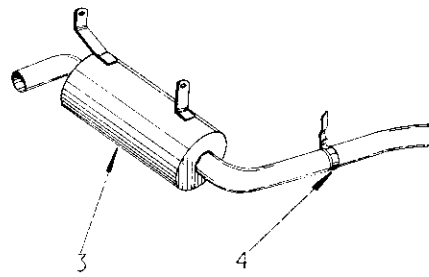
1	3044 040 R91	ATTACHMENT, downswept exhaust pipe
2	3044 044 R94	PIPE, cpte., manifold to silence, exhaust
3	704 021 R1	CLAMP, exhaust pipe
	179 841	BOLT, hex-hd., 3/8" x 1-1/4"
	102 635	NUT, hex., 3/8"
	103 921	WASHER, lock, 3/8"
4	3047 572 R92	SILENCER, cpte.



A T T A C H M E N T S

Ref. No.	Part No.	DESCRIPTION
----------	----------	-------------

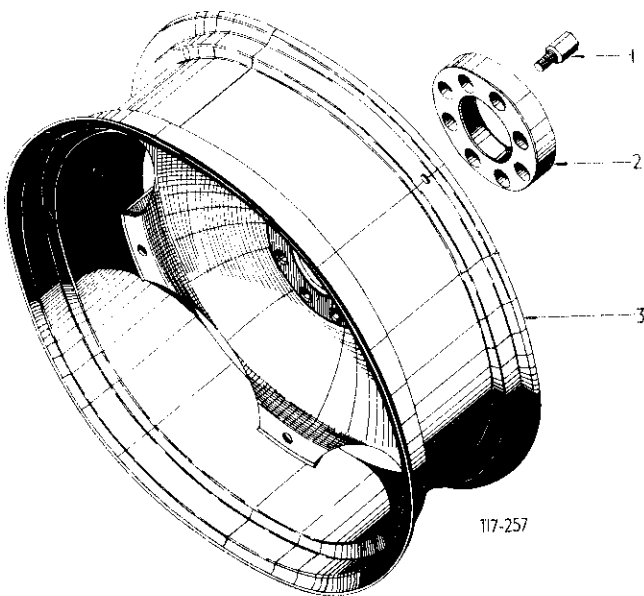
DOWNSWEPT EXHAUST PIPE ATTACHMENT contd.



T55-23

4	705 449 R1	CLAMP, muffler outlet pipe, support
	179 838	BOLT, hex-hd., 3/8" x 7/8"
	102 635	NUT, hex., 3/8"
	103 921	WASHER, lock, 3/8"
	179 835	BOLT, hex-hd., 3/8" x 7/8" (for footplate L.H.)
	179 835	BOLT, hex-hd., 3/8" x 7/8" (for footplate R.H.)

DUAL REAR WHEEL ATTACHMENT



DUAL REAR WHEEL ATTACHMENT- contd.

KEY TO UNITS

	3042 293 R91	ATTACHMENT, dual rear wheel (A)	
		ATTACHMENT, dual rear wheel (B)	
		(Factory application)	
Units.	Letters of these units correspond with those following the description of the parts in the list below and identifies the unit for which the part is used. Items without letters after the description indicates the part is used for all units.		
1	707 706 R1	NUT, wheel spacer, special (16)	
2	707 707 R1	SPACER, wheel (2)	
3	3048 867 R91	WHEEL, cpte., rim and disc, rear (W9 x 28) (A2)) optional
3	3042 291 R91	WHEEL, cpte., rim and disc, rear (W9 x 28) (A2))
		(comprising	
	6 BOLT	703 929 R1	
	1 DISC	3042 290 R1	
	6 NUT	703 930 R1	
	1 RIM	703 928 R91	
	6 WASHER	703 931 R1)
	703 929 R1	BOLT, rear wheel rim (A12, B24)	
	3042 290 R1	DISC, rear wheel (A2, B4)	
	703 930 R1	NUT, rear wheel rim bolt (A12, B24)	
	703 928 R91	RIM, cpte., rear wheel (W9 x 28) (A2)	
	707 703 R91	RIM, cpte., rear wheel (W9 x 28) (B4)	
	703 931 R1	WASHER, rear wheel rim bolt (A12, B24)	



A T T A C H M E N T S

Ref No.	Part No.	DESCRIPTION
---------	----------	-------------

REAR WHEEL, TYRE AND TUBE ATTACHMENT

KEY to UNITS

3060 090 R91	ATTACHMENT, rear wheel tyre and tube 11-32 4 ply. (A) (Agricultural)
3060 094 R91	ATTACHMENT, rear wheel tyre and tube 11-32 6 ply. (B) (Agricultural)

Units. Letters of these units correspond with those following the description of the parts in the list below and identifies the unit for which the part is used. Items without letters after the description indicates the part is used for all units.

3049 758 R91	RIM and DISC, cpte., rear wheel W10 - 32 (2)	
	comprising :-	
3060 283 R1	BOLT, rear wheel disc (8)	
703 929 R1	BOLT, rear wheel rim (8)	
3060 278 R1	DISC, rear wheel inner	
3060 279 R1	DISC, rear wheel, outer	
3060 284 R1	NUT, rear wheel disc bolt (8)	
703 930 R1	NUT, rear wheel rim bolt (8)	
703 931 R1	WHEELS, rear rim bolt (8)	

REAR WHEEL, TYRE AND TUBE ATTACHMENT

	ATTACHMENT, rear wheel, tyre and tube 13 - 24 6 ply (Agricultural)	
	comprising :-	
3049 216 R91	RIM and DISC, rear wheel, W12 - 24 (2)	
	comprising :-	
703 929 R1	BOLT, rear wheel rim (12)	
3061 824 R1	DISC, rear wheel (Agricultural) (2)	
703 930 R1	NUT, rear wheel rim bolt (12)	
3061 823 R1	RIM, rear wheel (2)	
703 931 R1	WASHER, rear wheel rim bolt (12)	



A T T A C H M E N T S

Ref. No.	Part No.	DESCRIPTION
----------	----------	-------------

POWER ADJUSTED REAR WHEEL ATTACHMENT

3040 876 R91	ATTACHMENT, assy., wheel, special, rear W9 x 28 (power adjusted)
3060 309 R91	ATTACHMENT, rear wheel, W9 x 28 (power adjusted) (*)
3040 877 R91	WHEEL, rear assy., special W9 x 28 (power adjusted) (2)
	comprising :-
3062 565 R1	BODY, stop (1)
3062 563 R1	BOLT (16)
3062 557 R1	BRACKET, disc to rail (8)
3062 564 R1	DISC (2)
3062 562 R1	NUT (16)
3062 558 R1	PIN, eccentric (8)
3062 560 R1	PIN, eccentric block (8)
3062 556 R91	RIM and RAIL, assy. (2)
3062 559 R1	RING, snap (2)
3062 566 R1	SCREW, rim, stop (4)
3062 561 R1	WASHER, spring (8)

(*) With 10 x 28 tyres

REAR WHEEL, TYRE AND TUBE ATTACHMENT

	ATTACHMENT, rear wheel, tyre and tube (Factory application) (As req'd) 11-22, 6 ply.	
3048 868 R91	RIM and DISC, cpte., rear wheel (optional)	
3048 892 R91	RIM and DISC, cpte., rear wheel (optional)	
	comprising :-	
703 929 R1	BOLT, rear wheel rim (8)	
3048 890 R1	DISC, rear wheel	
703 930 R1	NUT, rear wheel rim bolt (8)	
707 703 R91	RIM, cpte., rear wheel	
703 931 R1	WASHER, rear wheel rim bolt (8)	

REAR WHEEL, TYRE AND TUBE ATTACHMENT

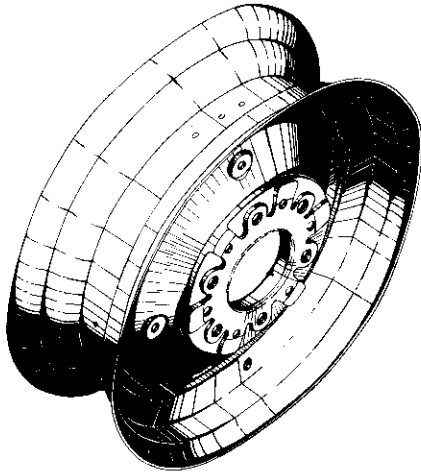
	ATTACHMENT, rear wheel, tyre and tube (Factory application)	
3049 217 R91	DISC and RIM rear wheel W12-24 (2)	



ATTACHMENTS

Ref. No.	Part No.	DESCRIPTION
----------	----------	-------------

FRONT WHEEL, PNEUMATIC TYRE AND RIM ATTACHMENT



T17-244

KEY to UNITS

- ATTACHMENT, front wheel pneu. tyre and rim 750 x 16 (6 or 8 ply) (A)
- ATTACHMENT, front wheel pneu. tyre and rim 600 x 16 (4 or 6 ply) (B)
- ATTACHMENT, front wheel pneu. tyre and rim 550 x 16 (4 or 6 ply) (C)
- ATTACHMENT, front wheel pneu. tyre and rim 400 x 19 (4 ply) (D)

Units Letters of these units correspond with those following the description of the parts in the list below and identifies the unit for which the part is used. Items without letters after the description indicates the part is used for all units.

- 704 675 R91 RIM and DISC, front wheel, 450 x 16) (B2, C2))
- 3048 866 R91 RIM and DISC, front wheel, 450 x 16) (B2, C2.)) optional
- 751 734 R91 RIM and DISC, front wheel (A2)
- 703 923 R91 RIM and DISC, front wheel, 300 D x 19) (C2))
- 3048 865 R91 RIM and DISC, front wheel, 300 D x 19) (C2)) optional

FRONT WHEELS, TYRE AND RIM ATTACHMENT

ATTACHMENT, front wheel, implement tyre and wheel 650 x 16 (6 ply)

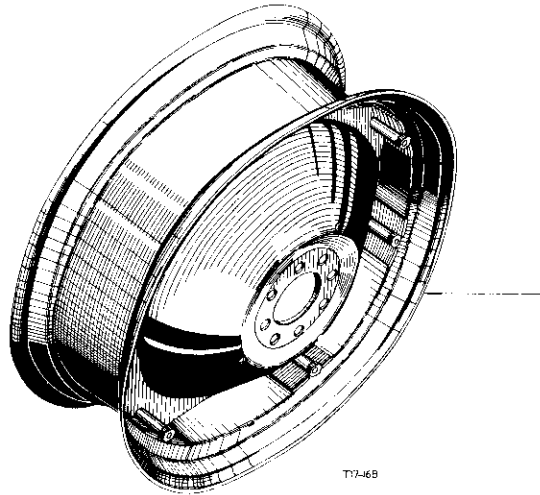
- 704 675 R91 RIM and DISC, cpte., front wheel) (4.50 x 16) (2)) optional
- 3048 866 R91 RIM and DISC, cpte., front wheel) (4.50 x 16) (2))



ATTACHMENTS

Ref. No.	Part No.	DESCRIPTION
----------	----------	-------------

REAR WHEEL, TYRE AND TUBE ATTACHMENT



T17-468

KEY to UNITS

- ATTACHMENT, rear wheel pneu. tyre and rim 10 x 28 (4 or 6 ply) (* * *) (A)
- ATTACHMENT, rear wheel pneu. tyre and rim 10 x 28 (4 or 6 ply) (*) (B)
- ATTACHMENT, rear wheel pneu. tyre and rim 11 x 28 or 13 x 28 (6 ply) (* *) (C)
- ATTACHMENT, rear wheel pneu. tyre and rim 12 x 28 (4 or 6 ply) (* *) (D) (Factory application)

Units. Letters of these units correspond with those following the description of the parts in the list below and identifies the unit for which the part is used. Items without letters after the description indicates the part is used for all units.

- 1 3048 867 R91 WHEEL, cpte., rear, rim and disc,) W9 x 28 (A2, B2)) optional
 - 1 3042 291 R91 WHEEL, cpte., rear, rim and disc,) W9 x 28 (A2, B2))
- (comprising
- 6 BOLT 703 929 R1
 - 1 DISC 3042 290 R1
 - 6 NUT 703 930 R1
 - 1 RIM 703 928 R91
 - 6 WASHER 703 931 R1)

- 1 3048 868 R91 WHEEL, cpte., rear, rim and disc) 11 x 28 (C2, D2)) optional
- 1 3042 292 R91 WHEEL, cpte., rear, rim and disc) 11 x 28 (C2, D2))

(comprising

- 6 BOLT 703 929 R1
- 1 DISC 3042 290 R1
- 6 NUT 703 930 R1
- 1 RIM 707 703 R91
- 6 WASHER 703 931 R1)



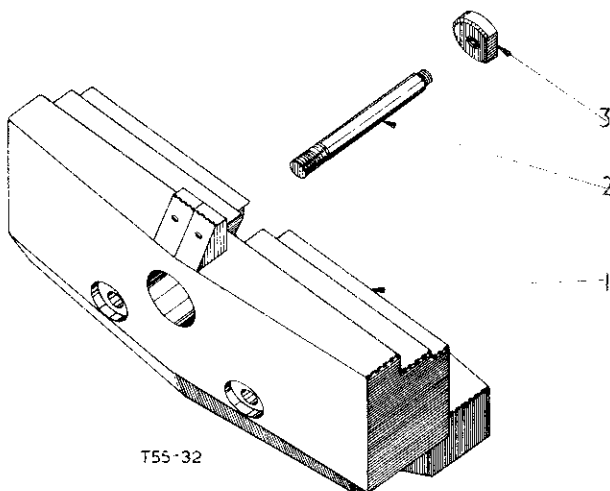
A T T A C H M E N T S

Ref. No.	Part No.	DESCRIPTION
----------	----------	-------------

REAR WHEEL, TYRE AND TUBE ATTACHMENT- contd.

703 929 R1		BOLT, rear wheel rim (12)
3042 290 R1		DISC, rear wheel (2)
703 930 R1		NUT, rear wheel rim bolt (12)
703 928 R91		RIM, cpte., rear wheel, (A2, B2)
707 703 R91		RIM, cpte., rear wheel, (C2, D2)
703 931 R1		WASHER, rear wheel rim bolt (12)
(*)		Suitable for Golf Courses
(**)		For B-414 only
(***)		Industrial Tyres

FRONT END WEIGHT ATTACHMENT



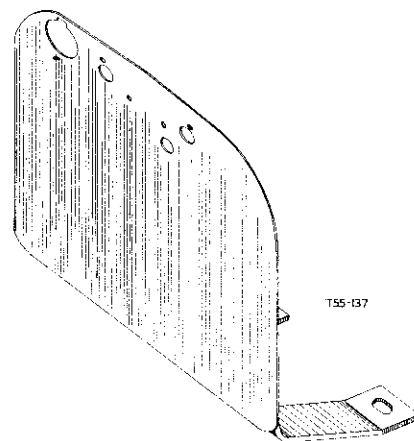
	3044 614 R91	ATTACHMENT, front end weight
1	3044 049 R3 220 081	WEIGHT, front NUT, hex., 3/4" (2)
2	3044 050 R1	STUD, front weight (2)
3	3044 051 R1	NUT, front weight (2)



A T T A C H M E N T S

Ref. No.	Part No.	DESCRIPTION
----------	----------	-------------

REGISTRATION NUMBER PLATE ATTACHMENT



706 739 R93		ATTACHMENT, registration number plate (As req'd) comprising :-
706 546 R31		PLATE, cpte., registration number
179 839		BOLT, hex-hd., 3/8" x 1" (2) (*)
179 842		BOLT, hex-hd., 3/8" x 1-1/2" (2) (**)
108 321		WASHER, lock, 3/8" (2) (**)

(*) Not required if Transmission Case Cover, rear, 703 968 R11 is already fitted

(**) Not required if Hydraulic Lift Attachment is already fitted

AMMETER ATTACHMENT

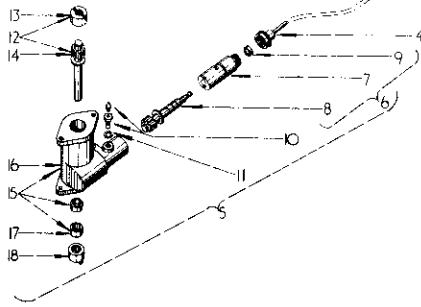
708 109 R93		ATTACHMENT, ammeter (Petrol) comprising :-
708 637 R1		CLAMP, terminal (2)
708 696 R1		NUT (2)



A T T A C H M E N T S

Ref. No.	Part No.	DESCRIPTION
----------	----------	-------------

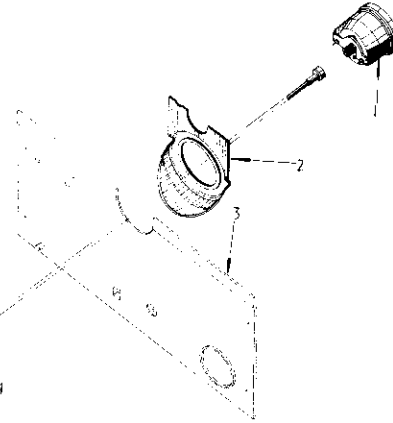
TRACTORMETER ATTACHMENT



A T T A C H M E N T S

Ref. No.	Part No.	DESCRIPTION
----------	----------	-------------

TRACTORMETER ATTACHMENT- contd.



KEY to UNITS

	3045 780 R92	ATTACHMENT, tractormeter, m. p. h. (Petrol) (A)
	3047 899 R92	ATTACHMENT, tractormeter, k. p. h. (Petrol) (B)
Units.	Letters of these units correspond with those following the description of the parts in the list below and identifies the unit for which the part is used. Items without letters after the description indicates the part is used for all units.	
1	3045 066 R92	TRACTORMETER (m. p. h.) (A)
1	3045 067 R92	TRACTORMETER (k. m. p.) (B)
2	3045 856 R1	BRACKET, cpte., tractormeter
	169 469	SCREW, self tapping, sltd-rd-hd., No. 8 x 5/8" (4)
2	3040 857 R1	BRACKET, cpte., tractormeter (optional)
	186 758	SCREW, pan-hd., cross recess tapping, No. 8 x 1/4" (4)
3	3047 700 R11	PANEL, cpte., scuttle (Factory application only)
4	3047 701 R91	DRIVE, flexible, 34-1/4" long
	3049 383 R1	FLEX, inner, 35-1/4" long (service only) (As req'd)
5	3047 702 R92	TACHOMETER, cpte., drive (comprising
	1 DOG	3047 706 R1
	1 GEAR	3047 704 R21
	1 GEAR	3047 705 R21
	1 HOUSING	3047 703 R11
	1 PIN	3061 100 R1
	1 SCREW	3064 183 R11
	1 WASHER	103 320)
	179 796	CAPSCREW, hex-hd., 1/4" x 7/8"
	179 807	CAPSCREW, hex-hd., 1/4" x 2-1/2"
	103 319	WASHER, lock, 1/4" (2)

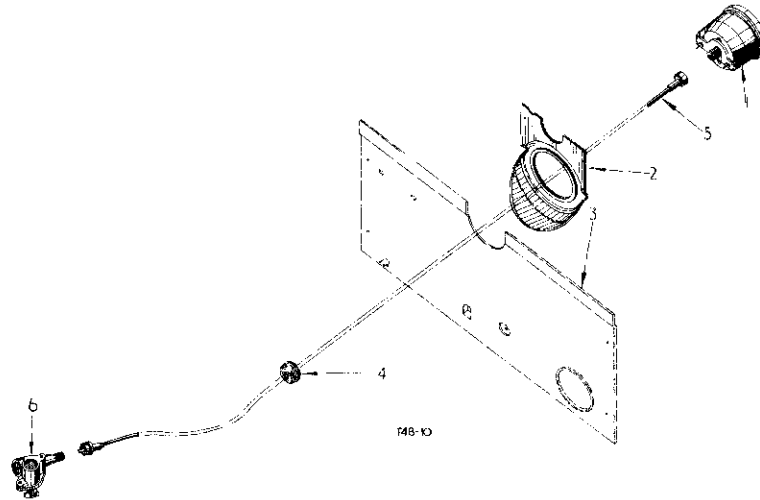
6	3047 705 R21	GEAR, assy., driven comprising :-
7	3047 710 R1	BEARING, driven gear
8	3047 705 R2	GEAR, driven, tachometer
9	3047 711 R91	OIL SEAL, bonded
10	3064 183 R11	SCREW, assy. drive comprising:-
	3064 183 R1	SCREW, bearing retainer
	443 566	LUBRICATOR, straight
11	103 320	WASHER, lock, 5/16"
12	3047 704 R21	GEAR, assy. drive comprising :-
13	3047 709 R1	DOG, driving, distributor
	3061 100 R1	PIN, roll
14	3047 704 R2	GEAR, tachometer drive
15	3047 703 R11	HOUSING, assy., gearbox, tachometer drive comprising :-
16	3047 703 R1	HOUSING, gearbox, tachometer drive
17	3047 708 R1	BUSH, wrapped, 1/2" I. D. x 5/8" (Butt Joint) (2)
18	3047 706 R1	DOG, tachometer drive
	3061 100 R1	PIN, roll
	3040 862 R1	GROMMET



A T T A C H M E N T S

Ref. No.	Part No.	DESCRIPTION
----------	----------	-------------

TRACTORMETER ATTACHMENT



A T T A C H M E N T S

Ref. No.	Part No.	DESCRIPTION
----------	----------	-------------

TRACTORMETER ATTACHMENT - contd.

KEY to UNITS

3045 772 R93	ATTACHMENT, tractormeter m. p. h. (Diesel) (A)	3	3064 668 R11	PANEL, cpte., scuttle (Factory application)	B-414/38025 up
3045 773 R93	ATTACHMENT, tractormeter k. p. h. (Diesel) (B)	3	3064 869 R11	PANEL, cpte., scuttle (Factory application) (*)	up to B-414/38024
Units.	Letters of these units correspond with those following the description of the parts in the list below and identifies the unit for which the part is used. Items without letters after the description indicates the part is used for all units.	4	3040 862 R1	GROMMET	
1	3045 066 R92	TRACTORMETER (m. p. h.) (A)	5	3042 473 R91	DRIVE, flexible, 36" long
1	3045 067 R92	TRACTORMETER (k. p. h.) (B)		3048 132 R1	FLEX, inner, 37-1/4" (service only) (As req'd)
2	3040 856 R1	BRACKET, cpte., tractormeter	6	3042 474 R91	BOX, gear
	169 469	SCREW, self tapping, sltd-rd-hd., No. 8 x 5/8" (4)		179 793	BOLT, hex-hd., 1/4" x 5/8"
2	3040 857 R91	BRACKET, cpte., tractormeter (optional)		170 800	BOLT, hex-hd., 1/4" x 1-3/8"
	186 758	SCREW, pan-hd., cross recess tapping No. 8 x 1/4" (4)		163 319	WASHER, lock, 1/4" (2)
					(*) Order 3064 667 R11 w/3066 380 R1, 3066 381 R1, 3066 382 R1 and 3066 385 R1



A T T A C H M E N T S

Ref. No.	Part No.	DESCRIPTION
----------	----------	-------------

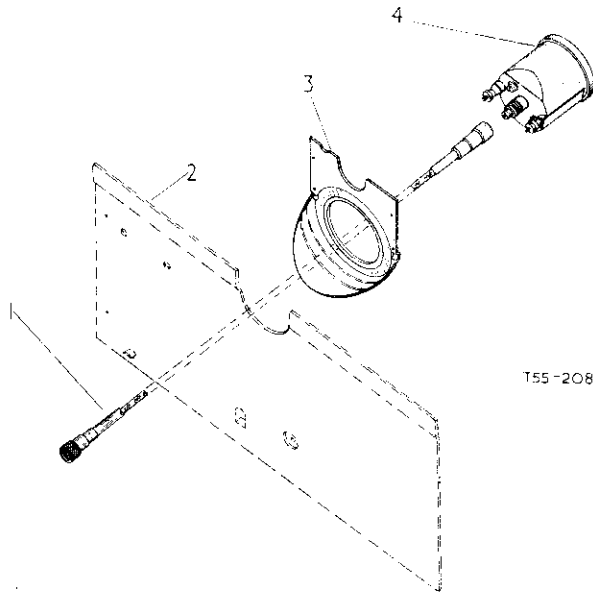
TRACTORMETER ATTACHMENT



A T T A C H M E N T S

Ref. No.	Part No.	DESCRIPTION
----------	----------	-------------

TRACTORMETER ATTACHMENT- contd.



KEY to UNITS

3069 058 R91	ATTACHMENT, tractorometer, m. p. h. (A)
3069 059 R91	ATTACHMENT, tractorometer k. p. m. (B)
Units	Letters of these units correspond with those following the description of the parts in the list below and identifies the unit for which the part is used. Items without letters after the description indicates the part is used for all units.
3068 984 R91	DRIVE, flexible
3068 985 R1	FLEX, inner (service only) (As req'd)

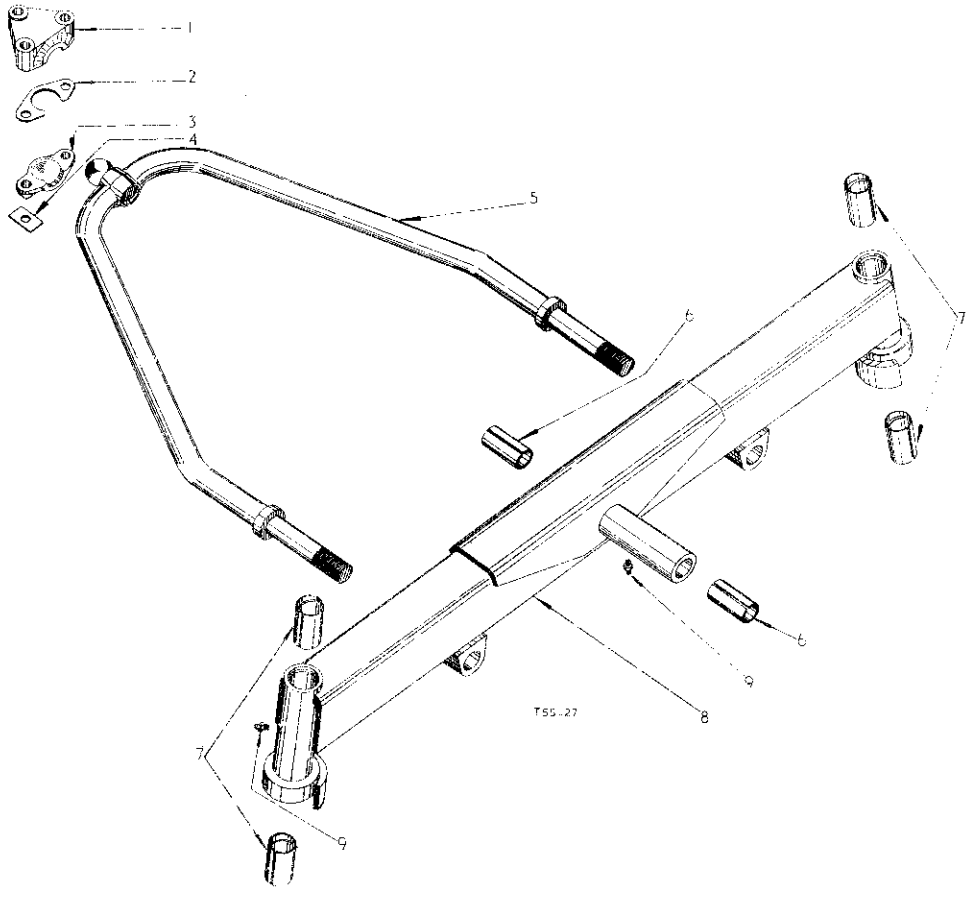
2	3047 700 R11	PANEL, cpte., scuttle (Factory application)
3	3040 856 R1	BRACKET, tractorometer)
	169 469	SCREW, No. 8 x 5/8" rd-hd., std-tapping (4))
3	3040 857 R91	BRACKET, cpte., tractorometer)
	186 509	SCREW, No. 8 x 1/4" pan-hd., cross-recess tapping, type "B" (4))
		optional
4	3068 983 R91	TRACTORMETER, m. p. h. (A)
4	3068 986 R91	TRACTORMETER, k. p. m. (B)
	3040 862 R3	GROMMET



A T T A C H M E N T S

Ref. No.	Part No.	DESCRIPTION
----------	----------	-------------

FRONT AXLE AND STAY ROD ATTACHMENT



	3045 495 R91	ATTACHMENT, front axle with stay rod
1	3043 920 R1	SOCKET, bail, stay rod
2	842 389 R1	SHIM, cap, stay rod socket (As req'd)
3	842 388 R1	CAP, stay rod ball socket
4	842 391 R1	LOCKPLATE, ball socket (3)
	271 560	BOLT, hex-hd., 5/8" x 1-3/4"
	271 565	BOLT, hex-hd., 5/8" x 3" (2)



A T T A C H M E N T S

Ref. No.	Part No.	DESCRIPTION
----------	----------	-------------

FRONT AXLE AND STAY ROD ATTACHMENT - contd.

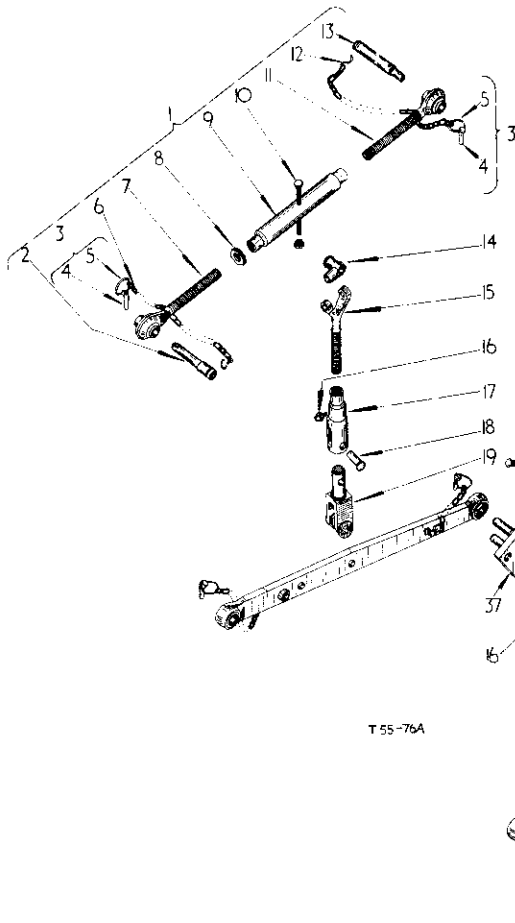
5	3043 919 R11	ROD, cpte., stay
	427 370	NUT, hex., 1-3/8" UNF (2)
	131 036	WASHER, lock, 1-3/8" (2)
6	3043 856 R1	BUSH, front axle pivot pin (2)
7	3043 916 R91	AXLE, w/two BUSHES 3043 856 R1 and LUBRICATOR 109 461 cpte., front
8	109 461	LUBRICATOR, straight, 1/8" NPT) optional
8	138 322 H	LUBRICATOR, straight, 1/8" NPT)



A T T A C H M E N T S

Ref. No.	Part No.	DESCRIPTION
----------	----------	-------------

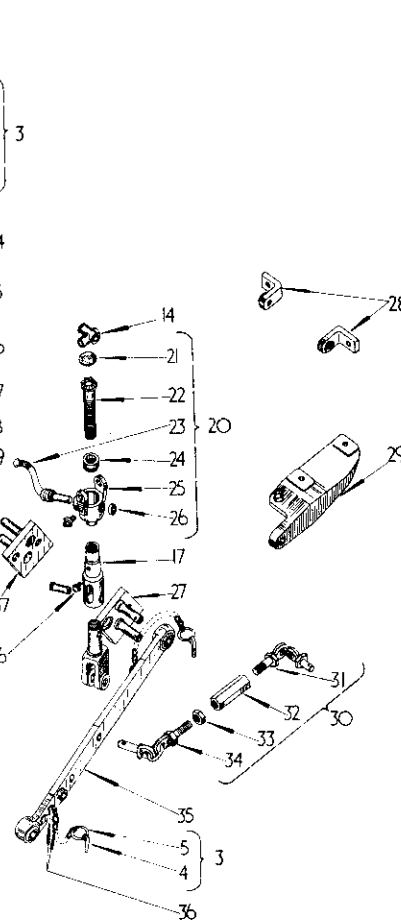
THREE POINT LINKAGE ATTACHMENT



A T T A C H M E N T S

Ref. No.	Part No.	DESCRIPTION
----------	----------	-------------

THREE POINT LINKAGE ATTACHMENT- contd.



	3048 451 R91	ATTACHMENT, three point linkage (*)
1	3044 339 R91	LINK, cpte., top comprising :-
2	704 183 R1	PIN, top link (cat. 1)
3	704 212 R91	COTTER, w/RING 704 187 R1 and COTTER 700 531 R1 cpte., implement (2)
4	700 531 R1	COTTER, implement (2)
5	704 187 R1	RING, implement cotter, clip (2)
6	704 184 R93	CHAIN, assy., retaining, top link (2)
7	704 178 R21	EYEBOLT, assy., top link (cat. 1)
8	426 899	NUT, jam, hex, 1" (cad-pltd.)
9	3044 340 R1	TURNBUCKLE, top link
10	19 952 R1 3089 861 R1	BOLT, hex-hd., 1/2" x 7" (cad-pltd.) NUT, sealing, self, 1/2" (cad-pltd.)
11	704 177 R21	EYEBOLT, assy., top link (cat. 11)
12	704 185 R1	HOOK, top, link pin (2)

13	704 182 R1	PIN, top link (cat. 11)
14	704 207 R3	SWIVEL, lift rod (2)
15	3044 350 R1	ROD, lift, upper half, L.H.
16	138 322 H	LUBRICATOR, fitting (2)
17	3045 186 R1	TUBE, telescoping, lift rod (2)
18	708 884 R1 720 631 R1 575 813 R1	PIN, std. -hd., 3/4" x 2-7/16" (2) CLIP, spring (2) WASHER, plain, 25/32" x 1-1/4" x 11 ga. (2)
19	3044 352 R1	FORK, lift rod (2)
20	3044 344 R91	ROD, cpte., lift, levelling comprising :
21	172 580	PLUG, expansion, 1-7/8" O.D.
22	3044 349 R1	ROD, levelling
23	704 200 R32	CRANK, cpte., control, levelling

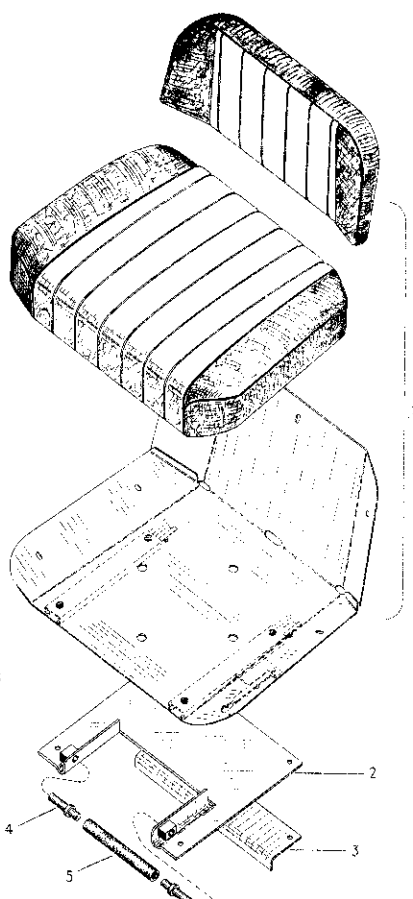


A T T A C H M E N T S

Ref. No.	Part No.	DESCRIPTION
THREE POINT LINKAGE ATTACHMENT- contd.		
23	704 200 R32	CRANK, cpte., control, levelling
24	3044 346 R91	BEARING, thrust ball, 1")
24	3044 347 R91	BEARING, thrust ball, 1") optional
24	3044 348 R91	BEARING, thrust ball, 1")
24	3068 049 R91	BEARING, thrust ball, 1")
25	3044 345 R1	BOX, gear, levelling
	138 322 H	LUBRICATOR, 7/16") optional
	109 461	LUBRICATOR, 7/16")
26	704 203 R1	COLLAR, crank, levelling control
	142 507	PIN, groove, 3/16" x 7/8" type 1
27	3048 453 R91	PLATE, cpte., linkage hitch, R.H.
	271 606	BOLT, hex-hd., 3/4" x 1-3/8" (2)
	114 610	WASHER, lock, external tooth, 3/4" (2)
28	704 779 R3	BRACKET, check chain inner (2)
	17 439 R1	BOLT, hex-hd., 1/2" x 1-1/8" (2)
	103 323	WASHER, lock, 1/2" (2)
29	3048 461 R1	BRACKET, check chain, R.H. (Illustrated)
	3048 460 R1	BRACKET, check chain, L.H. (Not illustrated)
	17 956 R1	BOLT, hex-hd., 5/8" x 7-3/4" (4)
	102 639	NUT, hex., 5/8" (4)
	103 325	WASHER, lock, 5/8" (4)
30	3048 454 R91	CHAIN, assy., check (2) comprising :-
31	3048 456 R91	END, cpte., tractor, check chain (2)
32	3048 314 R1	NUT, adjustment, check chain (2)
33	218 443	NUT, jam, hex., 3/4" (2)
34	3048 455 R91	END, cpte., link, check chain (2)
35	3044 341 R91	LINK, w/two HOLDERS 707 071 R12 and two COTTER 704 212 R91 assy., lower (2)
36	707 071 R12	HOLDER, cpte., link pin (4)
37	3048 452 R91	PLATE, cpte., L.H. linkage, hitch
	271 606	BOLT, hex-hd., 3/4" x 1-3/8" (2)
	114 610	WASHER, lock, external tooth, 3/4" (2)
	704 194 R2	BUSH, lower link (2)
	704 212 R91	COTTER, w/RING 704 187 R1 and COTTER 700 531 R1 cpte., implement (4)
	700 531 R1	COTTER, implement (4)
	704 190 R51	END, cpte., lower link (cat. 1) (As req'd)
	704 191 R51	END, cpte., lower link (cat. 11) (As req'd)
	709 307 R92	EYEBOLT, assy., top link (cat. 1 end) (As req'd)
		(comprising
	1 CHAIN	704 184 R93
	1 COTTER	704 212 R91
	1 EYEBOLT	704 178 R21
	1 HOOK	704 185 R1
	1 PIN	704 183 R1
	1 NUT	218 445)



A T T A C H M E N T S

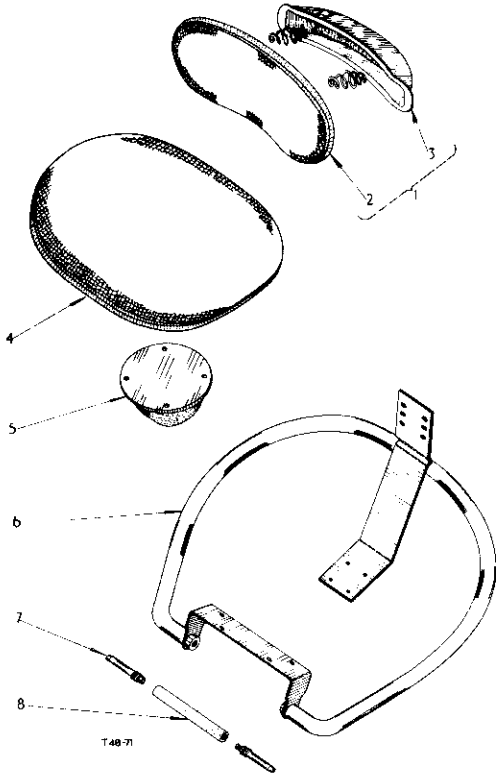
Ref. No.	Part No.	DESCRIPTION
THREE POINT LINKAGE ATTACHMENT- contd.		
709 308 R92		EYEBOLT, assy., top link (cat. 11 end) (As req'd)
		(comprising
	1 CHAIN	704 184 R93
	1 COTTER	704 212 R91
	1 EYEBOLT	704 177 R21
	1 HOOK	704 185 R1
	1 PIN	704 182 R1)
704 187 R1		RING, implement cotter, clip (4)
(*) Used only with Hydraulic Lift Attachment (Vary Touch)		
DE-LUXE SEAT ATTACHMENT (BOSTROM)		
		
3069 339 R91		ATTACHMENT, seat, de-luxe B-414/45016 up
1	3069 568 R91	SEAT, cpte., de-luxe
2	3069 579 R11	PLATFORM, cpte., seat
3	3069 621 R1	SUPPORT, rear, platform
4	3069 619 R1	PIN, pivot, rear (2)
5	3069 620 R1	RETAINER, pivot pin



A T T A C H M E N T S

Ref. No.	Part No.	DESCRIPTION
----------	----------	-------------

DE- LUXE SEAT ATTACHMENT (Evertaut)



A T T A C H M E N T S

Ref. No.	Part No.	DESCRIPTION
----------	----------	-------------

DE- LUXE SEAT ATTACHMENT (Evertaut)- contd.

5	3040 994 R1	BUFFER, seat
6	3040 991 R91	FRAMEWORK
	179 789	BOLT, hex-hd., 1/4" x 3/8" (4)
	179 791	BOLT, hex-hd., 1/4" x 1/2" (8)
	114 604	WASHER, lock, external tooth, 1/4" (12)
7	3040 984 R1	PIN, locating (2)
8	3040 993 R1	TUBE, spacer

(*) Must be fitted when Hydraulic Lift Attachment is used (Mechanical Depth Control).

751 730 R92 ATTACHMENT, seat, de-luxe up to B-414/45015 (*)

(comprising

1 BACKREST	3040 988 R92
4 BOLT	179 789
8 BOLT	179 791
2 BOLT	179 816
1 BUFFER	3040 994 R1
1 FRAMEWORK	3040 991 R91
2 PIN	3040 984 R1
1 SEAT	3040 992 R91
1 TUBE	3040 993 R1
12 WASHER	114 604
2 WASHER	114 605)

1	3040 988 R92	BACKREST, w/COVER 3042 678 R91, INTERIOR 3040 996 R1 and PLATE 3042 677 R91, assy.
	179 816	BOLT, hex-hd., 5/16" x 3/4" (2)
	114 605	WASHER, lock, external tooth, 5/16"
2	3042 678 R91	COVER, backrest
	3040 996 R1	INTERIOR, backrest
3	3042 677 R91	PLATE, assy., backrest
4	3040 992 R91	SEAT, w/COVER 3041 000 R1, INTERIOR 3040 999 R1 and PAN 3040 998 R91 assy.
	3041 000 R1	COVER, assy., seat
	3040 999 R1	INTERIOR, assy., seat
	3040 998 R91	PAN, assy., seat



A T T A C H M E N T S

Ref. No.	Part No.	DESCRIPTION
DE- LUXE SEAT ATTACHMENT		
3045 774 R91		ATTACHMENT, de-luxe seat (*) comprising :-
3040 988 R92		BACKREST, w/COVER 3042 678 R91, INTERIOR 3040 996 R1 and PLATE 3042 677 R91 cpte.
179 816		BOLT, hex-hd., 5/16" x 3/4" (2)
114 605		WASHER, lock, external tooth, 5/16" (2)
3048 265 R91		BUFFER, seat
3042 678 R91		COVER, backrest
3048 126 R91		FRAMEWORK, assy.
179 791		BOLT, hex-hd., 1/4" x 1/2" (8)
179 816		BOLT, hex-hd., 3/4" x 5/16" (2)
114 604		WASHER, lock, external tooth, 1/4" (8)
114 605		WASHER, lock, external tooth, 5/16" (2)
3040 996 R1		INTERIOR, backrest
3063 381 R91		PAN, cpte., seat, upholstered comprising :-
179 791		BOLT, hex-hd., 1/4" x 1/2" (3)
3048 129 R91		COVER, seat
3048 264 R91		INTERIOR
3048 127 R91		STIFFENER, seat pan and bush, assy.
114 604		WASHER, lock, external tooth, 1/4" (3)
3048 260 R1		PIN, locating (2)
3042 677 R91		PLATE, backrest, assy.
3048 262 R2		TUBE, spacer, polythene, 5-1/4"

(*) Must be fitted when Hydraulic Lift
Attachment is used (Vary Touch)



A T T A C H M E N T S

Ref. No.	Part No.	DESCRIPTION
POWER STEERING AND FRONT AXLE ATTACHMENTS		
KEY TO UNITS		
		ATTACHMENT, Power steering, adjustable front axle and front wheel hub (Factory application) (*) (A)
		ATTACHMENT, Power steering, adjustable front axle and front wheel hub (Factory application) (*) (A)
3045 493 R91		ATTACHMENT, Power steering for adjustable front axle (*) (B)
3048 249 R91		ATTACHMENT, Power steering for adjustable front axle (*) (B)
3045 494 R91		ATTACHMENT, Power steering for fixed tread front axle (*) (C)
3048 250 R91		ATTACHMENT, Power steering for fixed tread front axle (*) (C)

Units. Letters of these units correspond with those following the
description of the parts in the lists following and identifies
the unit for which the part is used. Items without letters
after the description indicates the part is used for all units.

(*) For machines fitted with Hydraulic Lift Attachments
(Mechanical Depth Control and Remote Cylinders)

(* *) For machines fitted with Hydraulic Lift Attachments
(Vary Touch)

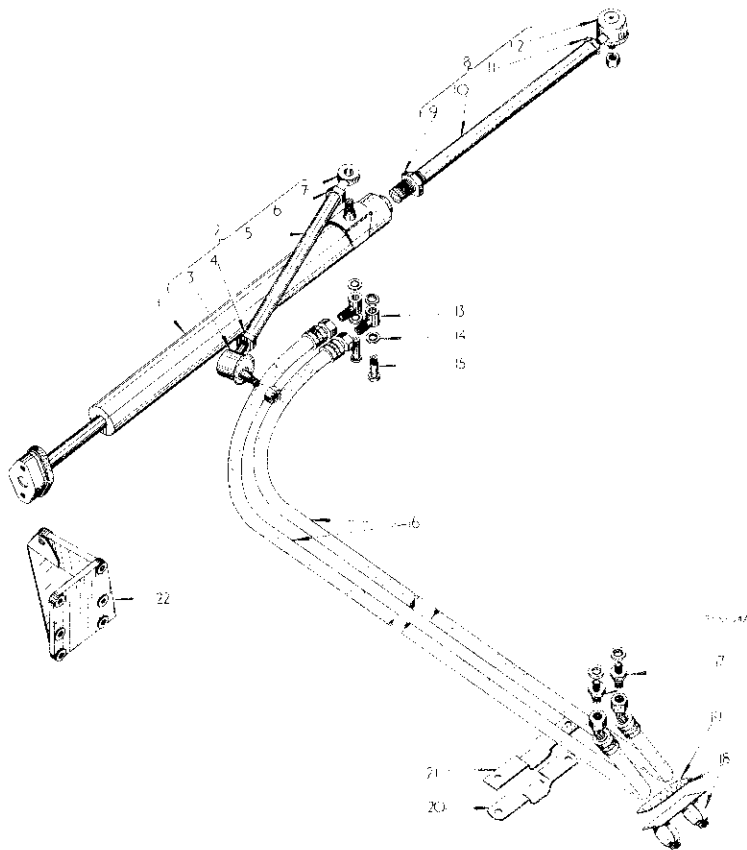


ATTACHMENTS

Ref No.	Part No.	DESCRIPTION
---------	----------	-------------

POWER STEERING AND FRONT AXLE ATTACHMENTS-contd.

POWER STEERING BOOSTER AND HOSES



1	3043 938 R92	BOOSTER, opte., steering (see detail list)
2	3044 026 R31	LINK, opte., drag (C)
2	3043 949 R92	LINK, opte., drag (A, B) (illustrated) comprising :-
3	3045 321 R91	SOCKET, assy., L.H. (C)
3	3040 921 R92	SOCKET, assy. (A, B) (comprising
	1 BOOT	3041 067 R1
	1 CLIP	3041 066 R1
	1 NUT	3046 707 R1
	1 PIN	103 374
	1 WASHER	3041 065 R1)
4	705 247 R1	NUT, 3/8" B.S.P. L.H.
5	3043 953 R1	DRAGLINK (A, B)
5	3044 027 R1	DRAGLINK (C)
6	705 248 R1	NUT, 3/8" B.S.P. R.H.
7	3043 951 R1	END, draglink
	102 049	NUT, hex., slotted, 5/8" UNF
	103 386	PIN, cotter, 1/8" x 1-1/4"
	103 345	WASHER, plain, 21/32" x 1-5/16" x .095



ATTACHMENTS

Ref. No.	Part No.	DESCRIPTION
----------	----------	-------------

POWER STEERING AND FRONT AXLE ATTACHMENT- contd.

POWER STEERING BOOSTER AND HOSES - contd.

8	3044 022 R91	LINK, opte., connecting (C)
8	3043 945 R91	LINK, opte., connecting (A, B) comprising :-
9	3043 937 R1	NUT, jam, 1" - 12 UNF
10	3043 940 R1	LINK, connecting
11	705 247 R1	NUT, 3/8" B.S.P. L.H.
12	3045 309 R91	SOCKET, assy., L.H. (A, B)
12	3045 314 R91	SOCKET, assy., L.H. (C)
13		BANJO (2) (see Steering Booster)
14		WASHER, (6) (see Steering Booster)
15		BOLT, banjo (2) (see Steering Booster)
16	3043 978 R91	HOSE, assy. (2)
17	702 270 R2	ADAPTOR, reducing (2)
18	3045 891 R91	SHIELD, w/PLATE 3000 195 R1 and SHEET 3047 839 R1 opte., hose (*)
	178 793	BOLT, hex-hd., 1/1" x 5/8" (2)
	102 034	NUT, hex., 1/4" (2)
	103 319	WASHER, lock, 1/4" (2)



A T T A C H M E N T S

Ref. No.	Part No.	DESCRIPTION
----------	----------	-------------

POWER STEERING AND FRONT AXLE ATTACHMENT- contd.

POWER STEERING, BOOSTER AND HOSES- contd.

19	3047 839 R1	SHEET, hose shield, asbestos
20	3043 979 R1 179 837	BRACKET, hose (2) BOLT, hex-hd., 3/8" x 3/4" (4)
21	3043 980 R1	INSERT, rubber
22	3043 951 R1 179 841 179 843 102 635 141 244 103 321	BRACKET, re-action BOLT, hex-hd., 3/8" x 1-1/4" (3) BOLT, hex-hd., 3/8" x 1-1/2" (2) NUT, hex., 3/8" (2) PIN, dowel, 3/8" x 1" WASHER, lock, 3/8" (5)
	3041 067 R1	ROOT, rubber)
	3041 066 R1	CLIP, boot) Used in socket assy.
	3046 707 R1	NUT, std.) (A , B)
	103 374	PIN, cotter, 3/32" x 1")
	3041 065 R1	WASHER, boot)
	179 869 271 500 103 322	BOLT, hex-hd., 7/16" x 2-3/4" (2) NUT, hex., 7/16" (2) WASHER, lock, 7/16" (2)
	3045 830 R91	COVER, opte., clutch housing, hand hole (* *) (A , B)
	179 836 103 321	BOLT, hex-hd., 3/8" x 11/16" (2) WASHER, lock, 3/8" (2)
	119 146 R91	LUBRICATOR, straight, 1/2" NF (A . B)
	3063 930 R93	PACKAGE, used w/Vary Touch Control field improvement (see Hyd. Packages)
	3063 932 R93	PACKAGE, used w/Mechanical Depth Control field improvement (see Hyd. Packages)
	3060 195 R1	PLATE, hose shield cover
	103 866 219 189 103 818	PLUG, pipe, 1/4" NPT (used in crankcase) PLUG, pipe, 1/4" NPT (used in crankcase) PLUG, pipe, 1/4" NPT (used in crankcase) optional up to B-414/21195
		PUMP, hydraulic, 8 G. P. M. up to B-414/21195
		PUMP, dual B-414/21196 up
		VALVE, flow control and pipes (Mechanical and Vary Depth Control) (see detail list) up to B-414/21195
		VALVE, flow control and pipes (Mechanical and Vary Touch Control) (see detail list) B-414/21196 up

(*) Only required when 3044 946 R91 Downswept Exhaust
Pipe Attachment is fitted

(* *) Only required when tractor is fitted with Standard
Clutch Housing



A T T A C H M E N T S

Ref. No.	Part No.	DESCRIPTION
----------	----------	-------------

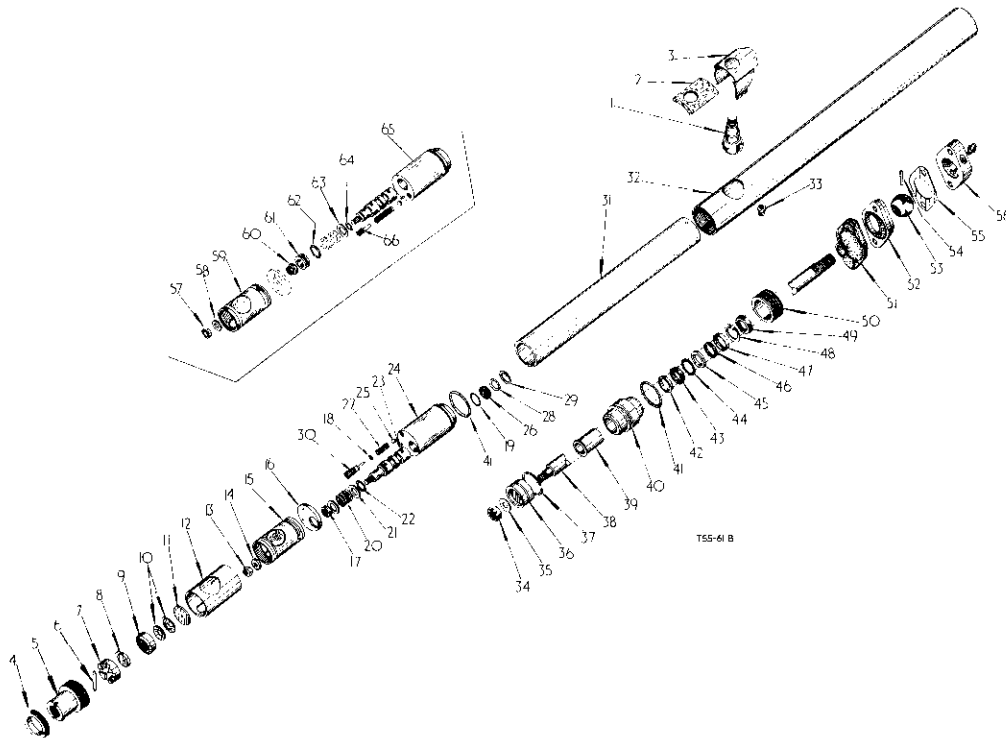


A T T A C H M E N T S

Ref. No.	Part No.	DESCRIPTION
----------	----------	-------------

POWER STEERING AND FRONT AXLE ATTACHMENT- contd.

POWER STEERING- BOOSTER



3043	938	R92	BOOSTER, w/ADAPTORS cpte., steering VC-1400160
			comprising :-
1	3048	486	R1 PIN, ball, with pip
2	3048	508	R1 PAD, grease retainer
3	3048	507	R1 COVER, spring
4	3048	489	R1 RING, lock, for extension
5	3048	488	R1 EXTENSION, take-off
6	3046	133	R1 CLIP, spring
7	3064	058	R1 HOLDER, ball cup
8	3046	131	R1 CUP, ball
9	3046	129	R1 CUP, ball
10	3046	128	R1 WASHER, belleville (2)
11	3046	127	R1 WASHER, backing
12	3046	134	R1 SLEEVE, locating



A T T A C H M E N T S

Ref. No.	Part No.	DESCRIPTION
----------	----------	-------------

POWER STEERING AND FRONT AXLE ATTACHMENT- contd.

POWER STEERING- BOOSTER- contd.

13	3064	493	R1 NUT, on spool
	3046	119	R1 PIN, split
14	3064	494	R1 WASHER, hardened
15	3064	496	R1 SLEEVE, operating
16	3046	122	R1 SPACER
17	3064	495	R1 COLLAR
18	3064	490	R1 "O" RING, on plug
19	3064	491	R1 "O" RING, in valve body
20	3048	483	R1 SPRING, re-action
21	3064	516	R1 WASHER, re-action (2)
22	3064	492	R1 "O" RING, on spool
23	3046	116	R1 PIN, locating (2)
24	3064	488	R91 BODY, assy., valve and spool
25	3046	102	R1 BALL, relief valve
26	3046	113	R1 COVER, end, in valve body



A T T A C H M E N T S

Ref. No.	Part No.	DESCRIPTION
POWER STEERING AND FRONT AXLE ATTACHMENT- contd.		
POWER STEERING - BOOSTER- contd.		
27	3046 103 R1	SPRING, relief valve
28	3046 112 R1	"O" RING, end cover
29	3046 114 R1	CIRCLIP, internal
30	3064 489 R1	PLUG and PIN, relief valve
31	3048 491 R1	TUBE, inner (*)
31	3065 312 R1	TUBE, inner (* *)
	3048 490 R1	PIN, split, at ends (2)
32	3048 487 R91	TUBE, outer assy. (*)
32	3065 311 R91	TUBE, outer assy. (* *)
33	3040 137 R1	LUBRICATOR (2)
34	3048 496 R1	NUT
	3048 497 R1	PIN, split
35	3048 495 R1	WASHER
36	3048 493 R1	PISTON
37	3048 494 R1	RING, piston
38	3048 492 R91	ROD, w/BALL and PIN assy., piston
39	§	BUSH, bearing (order 3048 498 R91)
40	3048 498 R91	BEARING, w/BUSH assy.
41	310 939 R1	"O" RING, 1-3/4" x 2" x 1/8" (class 1.) (2)
42	3048 500 R1	SPREADER, seal
43	3048 501 R1	RING, gland
44	3048 502 R1	WASHER, vellumoid
45	3048 504 R1	WASHER, metal
46	3048 499 R1	SCRAPER, rubber, sq-section
47	3048 505 R1	HOUSING, rubber scraper
48	3048 506 R1	CIRCLIP, internal
49	3048 509 R1	SCRAPER, lip
50	3048 503 R1	RING, lock, bearing
51	3043 944 R1	COVER, rubber, abutment
52	3043 943 R1	CUP, ball, inner
53	§	BALL, anchor (order 3048 492 R91)
54	§	PIN, anchor ball (order 3048 492 R91)
55	3043 941 R1	SHIM, to anchor cups (.005 thick)
56	3043 939 R1	CUP, ball, outer
57	3048 479 R1	NUT, on spool
58	3048 480 R1	WASHER, hardened
59	3048 485 R2	SLEEVE, operating
60	3048 481 R1	COLLAR



A T T A C H M E N T S

Ref. No.	Part No.	DESCRIPTION
POWER STEERING AND FRONT AXLE ATTACHMENT- contd.		
POWER STEERING- BOOSTER- contd.		
61	3048 477 R1	RING, re-action
62	3040 478 R1	"O" RING, on re-action ring
63	3048 482 R1	WASHER, re-action (2)
64	3048 484 R1	"O" RING, on spool
65	3048 450 R91	BODY, assy., valve and spool
66	3048 261 R1	PLUG and PIN, relief valve
	3064 499 R1	BANJO(2) (*)
	3064 500 R1	BOLT, banjo (2) (*)
	3045 118 R1	WASHER, banjo bolt (4) (*)
	3043 982 R1	BANJO, (2) (* *)
	3043 983 R1	BOLT, banjo (2) (* *)
	704 743 R91	WASHER, banjo bolt (4) (* *)
	3064 058 R91	HOLDER, cpte., ball cup (0 hole equally spaced)
	3046 132 R1	HOLDER, cpte., ball cup (2 hole equally spaced)
	3043 940 R1	SHIM, to anchor cups (.0024 thick)
	3043 942 R1	SHIM, to anchor cups (.010 thick) (As req'd)
§ NOTE: Not supplied separately		
(*) Used w/3/8" B.S.P. Ports		
(* *) Used w/1/4" B.S.P. Ports		

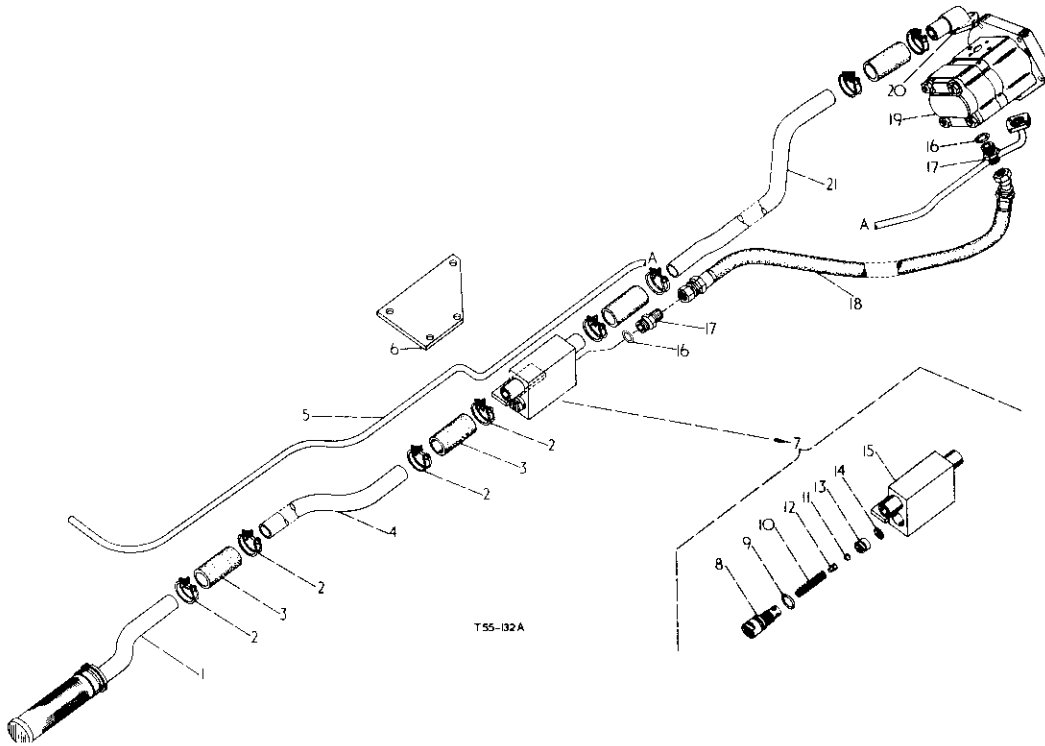


A T T A C H M E N T S

Ref. No.	Part No.	DESCRIPTION
----------	----------	-------------

POWER STEERING AND FRONT AXLE ATTACHMENT- contd.

FLOW CONTROL VALVE AND PIPES (B-414/21196 up)



1	3062 073 R91	FILTER, cpte., suction (Draft control)
1	3062 076 R93	FILTER, cpte., suction (Standard Lift)
2	3040 744 R91	CLIP, hose (8)
3	3062 074 R1	HOSE, connecting, suction filter (4)
4	3063 922 R1	PIPE, suction, rear
5	3063 925 R11	LINE, cpte., pressure (Draft Control)
5	3063 929 R11	LINE, cpte., pressure (Standard Lift)
6	3063 928 R1 179 862	PLATE, relief valve, support BOLT, hex-hd., 7/16" x 1-1/2" (2)
7	3063 912 R91	BLOCK, cpte., relief valve assy. comprising :-
8	3063 917 R1	HOUSING, relief valve spring
9	704 378 R1	"O" RING, 7/8" x 1-1/8" x 1/8"
10	3063 916 R1	SPRING, relief valve



A T T A C H M E N T S

Ref. No.	Part No.	DESCRIPTION
----------	----------	-------------

POWER STEERING AND FRONT AXLE ATTACHMENT- contd.

FLOW CONTROL VALVE AND PIPES (B-414/21196 up)- contd.

11	16 012 R1	BALL, steel, 3/8" dia.
12	3063 915 R1	RIDER, ball
13	3063 914 R1	SEAT, relief valve
14	751 560 R1	WASHER, 9/32" x 23/32" x 16 ga.
15	3063 913 R11 179 839 103 321	BLOCK, cpte., relief valve BOLT, hex-hd., 3/8" x 1" (2) WASHER, lock, 3/8" (2)
16	570 828 R1	"O" RING (4)
17	3063 820 R1	ADAPTOR (4)
18	3063 927 R91	HOSE, pressure
19	3063 911 R92	PUMP, cpte., hydraulic (dual) (see detail list)
20	3063 923 R91	MANIFOLD, cpte., suction
21	3063 921 R1	PIPE, front, suction



A T T A C H M E N T S

Ref. No.	Part No.	DESCRIPTION
----------	----------	-------------

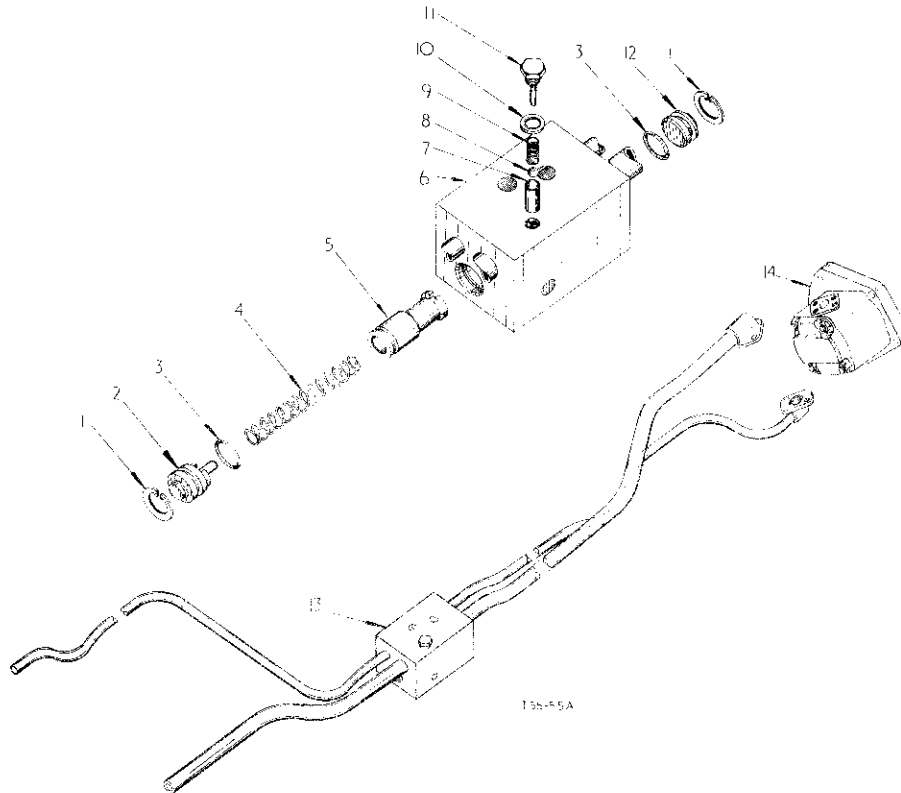
POWER STEERING AND FRONT AXLE ATTACHMENT- contd.
 FLOW CONTROL VALVE AND PIPES- (up to B-414/21195)



A T T A C H M E N T S

Ref. No.	Part No.	DESCRIPTION
----------	----------	-------------

POWER STEERING AND FRONT AXLE ATTACHMENT- contd.
 FLOW CONTROL VALVE AND PIPES (up to B-414/21195)-contd.



KEY to UNITS

		VALVE, flow control and pipes (Vary Touch) (A)	8	16 008 R1	BALL, steel, grade 2, 1/4" dia.
		VALVE, flow control and pipes (Mech. Depth Control) (B)	9	3043 966 R1	SPRING, valve relief
		each comprising :-	10	3043 969 R1	WASHER, sealing
1	3043 960 R1	CIRCLIP (2)	11	3043 968 R1	RETAINER, relief valve spring
2	3043 963 R91	RETAINER, w/PIN 17 175 R1 cpte., spring	12	3043 958 R1	RETAINER, flow control valve
3	252 707 R1	"O" RING, 3/4" x 15/16" x 3/32" (2)		17 175 R1	PIN, roll (3/16" dia. x 1") (B)
4	3043 962 R1	SPRING, flow control valve	13	3045 581 R91	VALVE and PIPES, cpte., flow control (Vary Touch) (A)
5	3043 961 R1	VALVE, flow control	13	3045 582 R91	VALVE and PIPES, cpte., flow control (Mech. Depth Control) (B)
6	\$	HOUSING, cpte., flow control and pipes(B)	14	3043 981 R33	PUMP, hydraulic, 8 G.P.M. (see detail list)
6	\$	HOUSING, cpte., flow control and pipes(A)			
7	3043 987 R1	SLEEVE, guide, relief valve			

\$ Not supplied separately



A T T A C H M E N T S

Ref. No.	Part No.	DESCRIPTION
----------	----------	-------------

POWER STEERING AND FRONT AXLE ATTACHMENT- contd.

DUAL PUMP B-414/21196 up

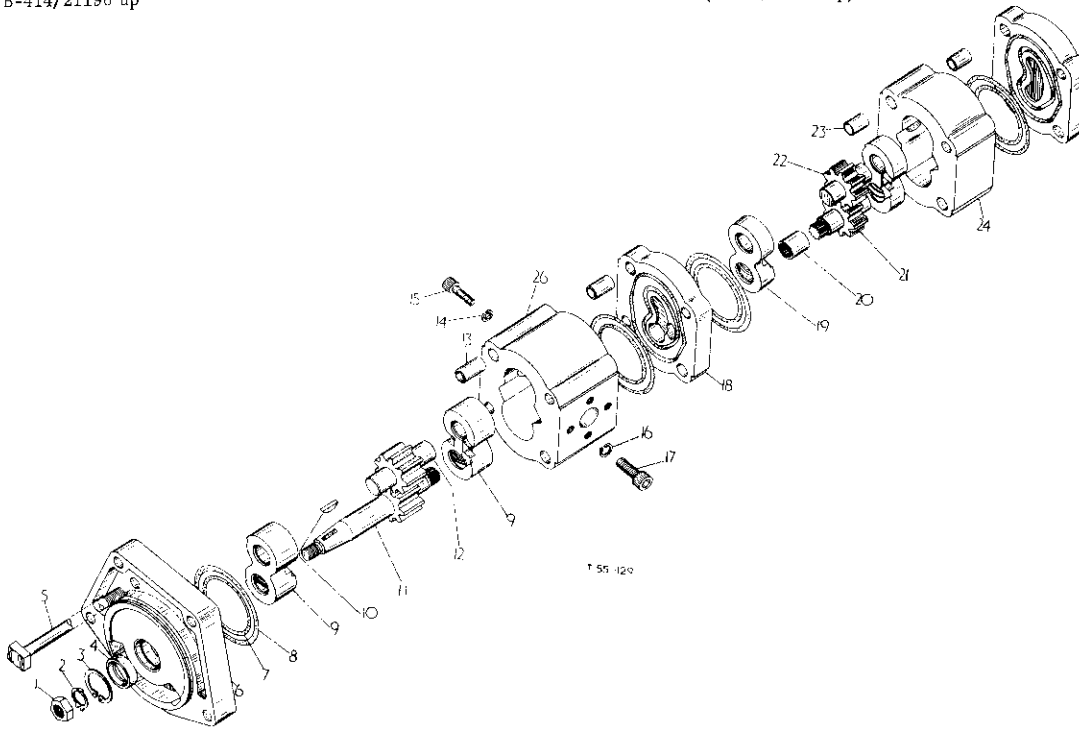


A T T A C H M E N T S

Ref. No.	Part No.	DESCRIPTION
----------	----------	-------------

POWER STEERING AND FRONT AXLE ATTACHMENT- contd.

DUAL PUMP - (B-414/21196 up) - contd.



	3063 911 R92	PUMP, w/"O" RINGS cpte., dual comprising :-
1	3044 638 R1	NUT, lock
2	3044 636 R1	WASHER, lock
3	3044 626 R1	CIRCLIP
4	708 122 R91	OIL SEAL
5	3064 275 R1	BOLT (4)
6	708 395 R1	FLANGE) optional
7	3044 630 R1	FLANGE)
8	3044 624 R1	"O" RING (4)
9	3044 623 R1	"O" RING (4)
10	3066 762 R91	BEARING (2)
11	3044 637 R1	KEY
12	3064 268 R1	GEAR, drive (25 teeth)
13	3064 269 R1	GEAR, driven (25 teeth)
14	3064 276 R1	DOWEL (4)
15	3044 643 R1	WASHER, spring (2)
16	3044 642 R1	SCREW, 1/4" UNC (2)
17	3044 644 R1	WASHER, spring (2)
18	3044 641 R1	SCREW, 5/16" UNC (2)
19	3064 270 R1	PLATE, sandwich

19	3066 763 R91	BEARING (2)
20	3064 273 R1	COUPLING, muff
21	3064 271 R1	GEAR, drive (18 teeth)
22	3064 272 R1	GEAR, driven (18 teeth)
23	3064 277 R1	DOWEL (4)
24	§	BODY
25	3064 274 R1	COVER
26	§	BODY
	3044 632 R1	NUT (4)
	3064 282 R1	WASHER, plain, 3/8" (4)
	352 221 R1	"O" RING
	364 879 R1	"O" RING
	3064 278 R1	COVER, dust
	3064 279 R1	COVER, dust
	3064 280 R1	COVER, dust

§ Not supplied separately




A T T A C H M E N T S

Ref. No.	Part No.	DESCRIPTION
----------	----------	-------------

POWER STEERING AND FRONT AXLE ATTACHMENT- contd.

HYDRAULIC PUMP up to B-414/21195



	3043 981 R35	PUMP, hydraulic, 8 G. P. M. C-33-5H comprising :-
1	3044 632 R1	NUT, class 2B, 3/8" UNF (4)
2	3044 634 R1	WASHER, spring, 3/8" (4)
3	3044 628 R1	COVER
4	3044 623 R1	"O" RING, flange sealing (2)
5	3044 624 R1	"O" RING, pressure relief (2)
6	3049 628 R1	BEARING (2)
7	3044 644 R1	WASHER, spring (2)
8	3044 642 R1	SCREW, Allen, 1/4" x 3/4" (outlet port) (2)
9	3049 626 R1	BODY, pump
	364 879 R1	"O" RING, manifold (inlet)
	552 221 R1	"O" RING, manifold (outlet)



A T T A C H M E N T S

Ref. No.	Part No.	DESCRIPTION
----------	----------	-------------

POWER STEERING AND FRONT AXLE ATTACHMENT- contd.

HYDRAULIC PUMP up to B-414/21195 - contd.

10	3044 631 R1	DOWEL, hollow (4)
11	3049 627 R01	PACK, gear spares
12	3044 630 R1	FLANGE, clockwise
13	3049 625 R1	BOLT (4)
14	3044 625 R1	OIL SEAL (2)
15	3044 626 R1	CLIP
16	3044 636 R1	WASHER, lock
17	3044 638 R1	NUT, lock
18	3044 637 R1	KEY, Woodruff
19	3044 643 R1	WASHER, spring (inlet port) (2)
20	3044 641 R1	SCREW, Allen, 5/16" x 3/4" (inlet port) (2)
	3049 629 R01	PACK, seal (As req'd)

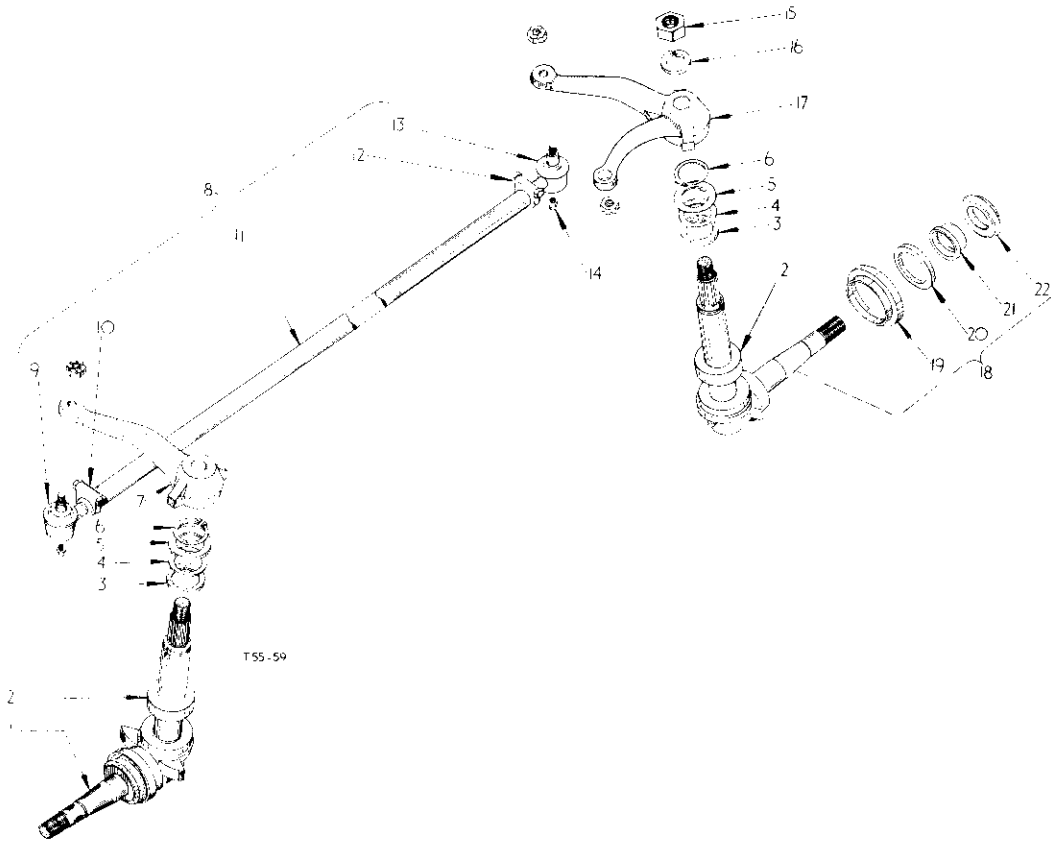


A T T A C H M E N T S

Ref No.	Part No.	DESCRIPTION
---------	----------	-------------

POWER STEERING AND FRONT AXLE ATTACHMENT- contd.

STEERING KNUCKLES AND TIE ROD



1	3043 928 R93	KNUCKLE, cpte., steering, R.H. (A, B) (comprising 1 OIL SEAL 48 539 D 1 SHIELD 48 541 D 1 SPACER 50 270 D 1 WASHER 50 259 D)
2	751 947 R91	BEARING, thrust, steering knuckle (A2, B2)
3	3043 931 R1	WASHER, felt (A2, B2)
4	3043 932 R1	WASHER, steering knuckle pivot (A2, B2)
5	3043 933 R1	WASHER, steering knuckle pivot retaining (A2, B2)
6	3043 934 R1	CIRCLIP (41 mm shaft size) (A2, B2)
7	3043 935 R1	ARM, steering, R.H. (A, B)



A T T A C H M E N T S

Ref. No.	Part No.	DESCRIPTION
----------	----------	-------------

POWER STEERING AND FRONT AXLE ATTACHMENT- contd.

STEERING KNUCKLES AND TIE ROD- contd.

8	708 426 R92	ROD, cpte., tie comprising :- (A)
9	3040 919 R92	END, tie rod (with extension) comprising :- (A)
	3041 067 R1	BOOT, rubber (A)
	3041 066 R1	CLIP, boot (A)
	3046 707 R1	NUT, sltd. (A)
	103 374	PIN, cotter, 3/32" x 1" (A)
	3042 689 R1	WASHER, boot (A)
10	3041 061 R91	CLIP, assy., R.H. comprising :- (A)
	3042 284 R1	BOLT, for socket (A)
	3042 282 R1	CLIP, for socket (A)
	3042 285 R1	NUT, for clip (A)
	3042 286 R1	WASHER, spring. (A)
	3042 287 R1	WASHER (A)



A T T A C H M E N T S

Ref. No.	Part No.	DESCRIPTION
----------	----------	-------------

POWER STEERING AND FRONT AXLE ATTACHMENT- contd.

STEERING KNUCKLES AND TIE ROD- contd.

11	3041 063 R1	ROD, tie (A)
12	3041 062 R92	CLIP, assy., L.H. (A) comprising :-
	3042 284 R1	BOLT, for socket (A)
	3042 283 R1	CLIP, for socket (A)
	3042 285 R1	NUT, for clip (A)
	3042 286 R1	WASHER, spring (A)
	3042 287 R1	WASHER (A)
13	3040 920 R92	END, tie rod (threaded end) (A) comprising :-
	3041 067 R1	BOOT, rubber (A)
	3041 066 R1	CLIP, boot (A)
	3048 707 R1	NUT, std. (A)
	103 374	PINcoiler, 3/32" x 1" (A)
	3042 089 R1	WASHER, boot (A)
14	110 146 R91	LUBRICATOR, straight, 1/8" - 28 MF (A2)
15	5943 937 R1	NUT, jam, hex., 1" UNF (A2, B2)
16	121 362	WASHER, lock, 1" (A2, B2)
17	3045 955 R1	ARM, steering, L.H. (A, B)
18	3043 927 R92	KNUCKLE, cpte., L.H. steering (A, B) (comprising
	1 OIL SEAL 45 559 D	
	1 SHIELD 48 541 D	
	1 SPACER 50 270 D	
	1 WASHER 50 259 D)	
19	48 541 D	SHIELD, front wheel, dust (A2, B2)
20	50 259 D	WASHER, front wheel, felt (A2, B2)
21	50 270 D	SPACER, front wheel, bearing (A2, B2)
22	48 539 DA	OIL SEAL, front wheel) (A2, B2)
22	3042 600 R91	OIL SEAL, front wheel) optional (A2, B2)
22	704 069 R91	OIL SEAL, front wheel) (A2, B2)



A T T A C H M E N T S

Ref. No.	Part No.	DESCRIPTION
----------	----------	-------------

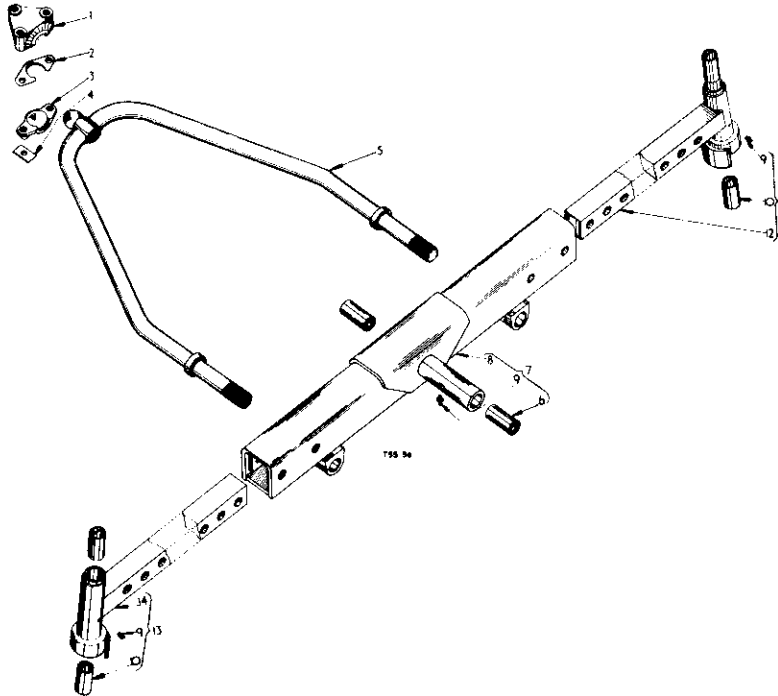


A T T A C H M E N T S

Ref. No.	Part No.	DESCRIPTION
----------	----------	-------------

POWER STEERING AND FRONT AXLE ATTACHMENTS- contd.

FRONT AXLE, EXTENSION AND STAY ROD



1	3043 920 R1 271 560 271 566	SOCKET, stay rod, ball BOLT, hex-hd., 5/8" x 1-3/4" BOLT, hex-hd., 5/8" x 3"	(A) (A) (A2)
2	842 389 R1	SHIM, stay rod socket cap (As req'd)	(A)
3	842 388 R1	CAP, stay rod ball socket	(A)
4	842 391 R1	PLATE, lock, ball socket	(A3)
5	3043 919 R11 427 370	ROD, cpte., stay NUT, hex., 1-3/8" UNF	(A) (A2)
6	3043 856 R1	BUSH, pivot pin	(A2)
7	3043 916 R91	AXLE, w/two BUSH 3043 856 R1 and LUBRICATOR 119 512 cpte., front	(A)
8	§	AXLE, front	(A)
9	138 322 H 109 461	LUBRICATOR, straight, 1/8" NPT) LUBRICATOR, straight, 1/8" NPT) optional (A2, B3)	
10	751 942 R1	BUSH, steering knuckle pivot	(A4, B4)



A T T A C H M E N T S

Ref. No.	Part No.	DESCRIPTION
----------	----------	-------------

POWER STEERING AND FRONT AXLE ATTACHMENTS- contd.

FRONT AXLE, EXTENSION AND STAY ROD- contd.

11	3043 921 R91	EXTENSION, w/two BUSH 751 942 R1 and LUBRICATOR 119 512 cpte., L.H. front axle	(A, B)
12	§	EXTENSION, front axle L.H.	(A, B)
13	3043 922 R91	EXTENSION, w/two BUSH 751 942 R1 and LUBRICATOR 119 512 cpte., R.H. front axle	(A, B)
14	§	EXTENSION, front axle R.H.	(A, B)
	3043 863 R1 218 197	BOLT, front axle extension NUT, hex., 3/4" - 16 UNF	(A4) (A4)
	3043 857 R1 186 288 102 635 103 321	PIN, front pivot BOLT, hex-hd., 3/8" x 1/2" NUT, hex., 3/8" WASHER, lock, 3/8"	(A) (A) (A) (A)
	3043 873 R3 3043 874 R1 3043 875 R1 3043 876 R1	SUPPORT, front axle (not illustrated) BOLT, hex-hd., 5/8" x 2-3/4" BOLT, hex-hd., 5/8" x 3" BOLT, hex-hd., 5/8" x 3-3/4"	(A) (A) (A2) (A)

§ Not supplied separately

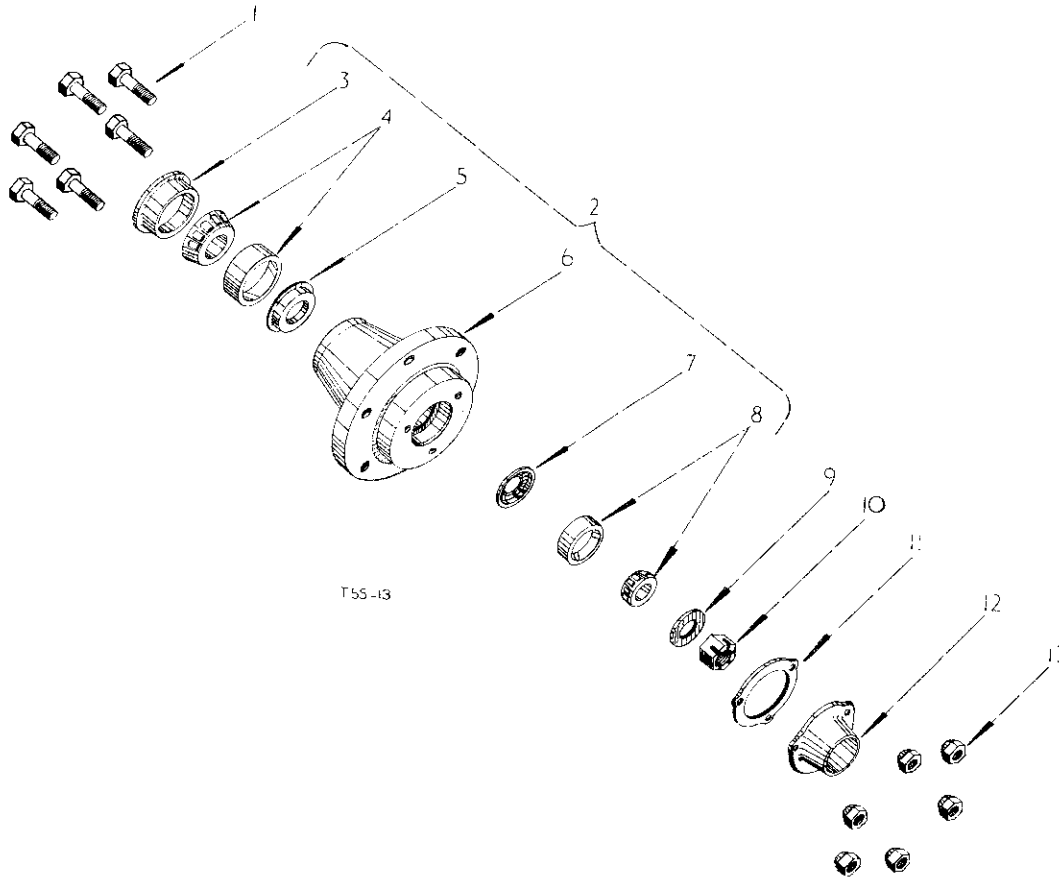


A T T A C H M E N T S

Ref. No.	Part No.	DESCRIPTION
----------	----------	-------------

POWER STEERING AND FRONT AXLE ATTACHMENTS- contd.

FRONT WHEEL HUB



1	3047 573 R1	BOLT, front wheel hub (12)
2	3043 868 R11	HUB, cpte., front wheel (2) (comprising 1 BEARING 3043 871 R91 1 BEARING 3043 872 R91 1 HUB \$ 1 RETAINER 48 548 D 1 RETAINER 3043 869 R1 1 RETAINER 3043 870 R1)
3	48 548 D	RETAINER, front wheel felt washer (2)
4	3043 871 R91	BEARING, cpte., inner, front wheel (2)
5	3043 869 R91	RETAINER, inner, grease, front wheel bearing (2)
6	\$	HUB, front wheel (2)
7	3043 870 R1	RETAINER, outer, grease, front wheel bearing (2)



A T T A C H M E N T S

Ref. No.	Part No.	DESCRIPTION
----------	----------	-------------

POWER STEERING AND FRONT AXLE ATTACHMENTS- contd.

FRONT WHEEL HUB- contd.

8	3043 872 R91	BEARING, cpte., outer, front wheel (2)
9	700 572 R1	WASHER, front wheel outer bearing retainer(2)
10	427 645 103 398	NUT, hex., sltd., 7/8" UNF (2) PIN, cotter, 5/32" x 1-1/2" (2)
11	703 921 R1	GASKET, front wheel hub cap (2)
12	703 922 R1	CAP, front wheel hub (2)) optional
12	704 021 R1 179 816 103 320	CAP, front wheel hub (2)) BOLT, hex-hd., 5/16" x 3/4" (6) WASHER, lock, 5/16" (6)
13	3047 574 R1	NUT, front wheel hub, bolt (12)

NOTE: Used with Attachments, Power Steering and Front Axle and Fixed Tread Front Axle (Factory application)

\$ Not supplied separately



A T T A C H M E N T S

Ref. No.	Part No.	DESCRIPTION
-------------	-------------	-------------

FULL FORWARD AND REVERSE ATTACHMENT

ATTACHMENT, full forward and reverse
(Heavy Duty Single Clutch)
(550 r. p. m. Petrol and Diesel)
(Factory application)

comprising :-

CLUTCH HOUSING)
HEAVY DUTY SINGLE CLUTCH)
and FLYWHEEL)
GEAR SHIFTER MECHANISM)
GEAR HOUSING and GEARS)
P. T. O. DRIVING SHAFT and)
GEARS)
TRANSMISSION GEARS and)
SHAFTS)
(see detail list)	

ATTACHMENT, full forward and reverse
(Dual Clutch)
(1,000 r. p. m. Petrol and Diesel)
(Factory application)

comprising :-

CLUTCH HOUSING)
CLUTCH SHAFT, GEAR HOUSING)
and GEARS)
DUAL CLUTCH and FLYWHEEL)
GEAR SHIFTER MECHANISM)
P. T. O. DRIVING SHAFT and)
GEARS)
REAR P. T. O.)
TRANSMISSION GEARS and)
SHAFTS)
(see detail list)	

ATTACHMENT, full forward and reverse
(Dual Clutch)
(550 r. p. m. Petrol and Diesel)
(Factory application)

comprising :-

CLUTCH HOUSING)
CLUTCH SHAFT, GEAR HOUSING)
and GEARS)
DUAL CLUTCH and FLYWHEEL)
GEAR SHIFTER MECHANISM)
P. T. O. DRIVING SHAFT and)
GEARS)
TRANSMISSION GEARS and)
SHAFTS)
REAR P. T. O.)
(see detail list)	



A T T A C H M E N T S

Ref. No.	Part No.	DESCRIPTION
-------------	-------------	-------------



A T T A C H M E N T S

Ref. No.	Part No.	DESCRIPTION
----------	----------	-------------

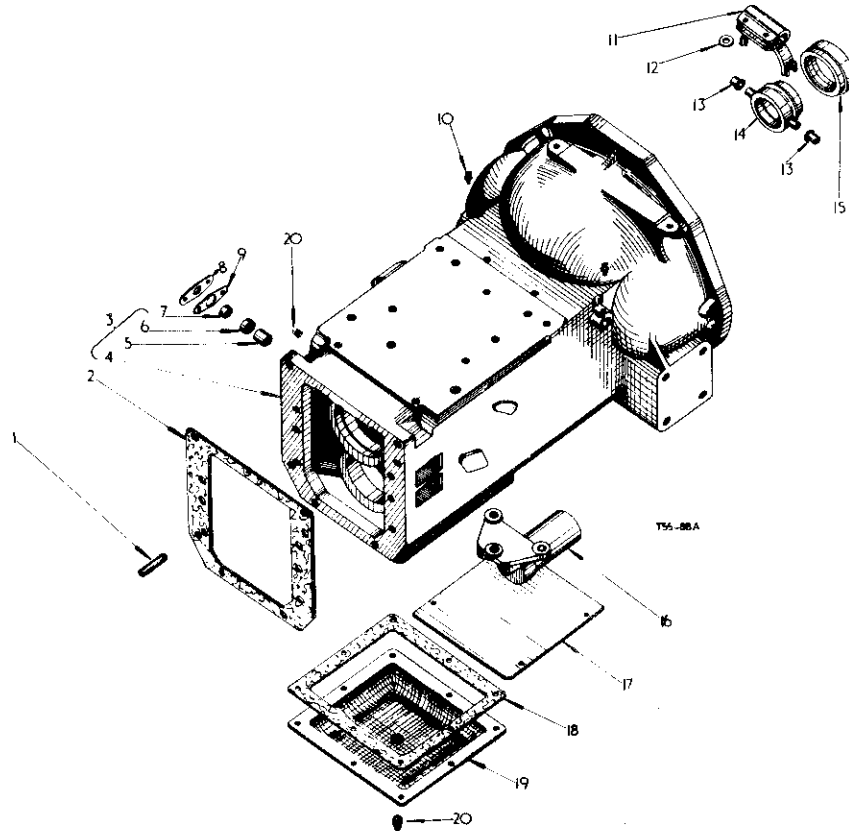
FULL FORWARD AND REVERSE ATTACHMENT
CLUTCH HOUSING



A T T A C H M E N T S

Ref. No.	Part No.	DESCRIPTION
----------	----------	-------------

FULL FORWARD AND REVERSE ATTACHMENT - contd.
CLUTCH HOUSING - contd.



1	751 443 R1	DOWEL, clutch housing (2)
2	751 124 R1	GASKET, clutch housing to trans. case
3	3048 686 R92	HOUSING, cpte., clutch
		comprising :-
4	3047 584 R12	HOUSING, w/PLUG 103 868 and two LUBRICATOR 109 462 cpte., clutch
5	3048 691 R1	BUSH, clutch housing, connecting shaft
6	3048 690 R91	OIL SEAL, connecting shaft
	751 123 R1	BOLT, hex-hd., 1/2" x 1-3/4" (2)
	705 565 R1	BOLT, hex-hd., 1/2" x 1-1/2" (8)
	705 566 R1	BOLT, hex-hd., 1/2" x 1-7/8" (7)
	271 550	BOLT, hex-hd., 5/8" x 5/8" (3)
	103 323	WASHER, lock, 1/2" (17)
	103 325	WASHER, lock, 5/8" (3)

7	3048 729 R1 443 003	WASHER, connecting shaft PIN, groove, type 3, 3/32" x 3/4"
8	3048 728 R1 179 793 103 319	PLATE, connecting shaft, retaining BOLT, hex-hd., 1/4" x 5/8" (2) WASHER, lock, 1/4" (2)
9	3048 736 R1	SHIM, connecting shaft retaining plate (33 SWG) (As req'd)
9	3048 737 R1	SHIM, connecting shaft retaining plate (22 BG) (As req'd)
10	109 462	LUBRICATOR, 1/8" PT - 90° (2)
11	3044 005 R1 706 732 R1 103 320	FORK, clutch release BOLT, clutch release fork (2) WASHER, lock, 5/16" (2)
12	704 664 R1	KEY, release shaft
13	3045 088 R1	INSERT, clutch release fork bush (2)



A T T A C H M E N T S

Ref. No.	Part No.	DESCRIPTION
----------	----------	-------------

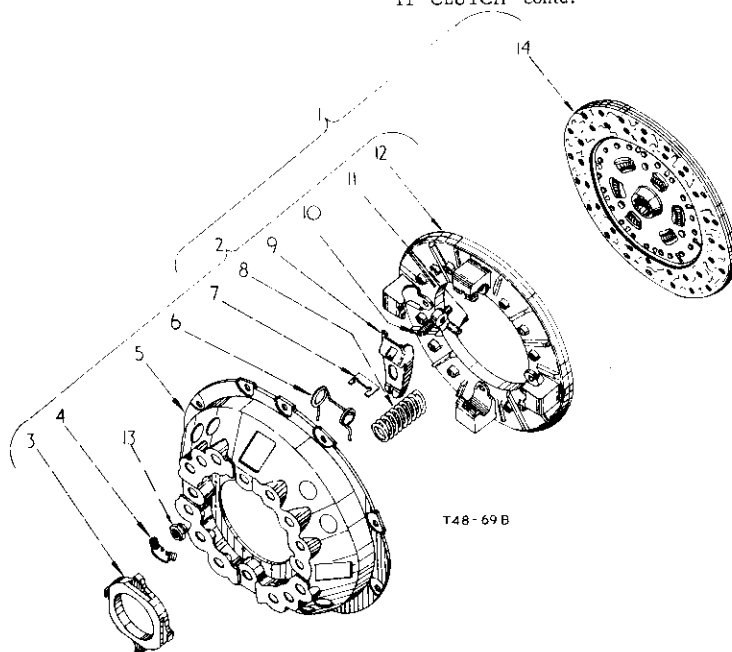
FULL FORWARD AND REVERSE ATTACHMENT- contd.

CLUTCH HOUSING- contd.

14	3045 086 R1	SLEEVE, clutch release (*)
14	3046 390 R2	SLEEVE, clutch release (**)
15	3040 892 R91	BEARING, clutch release) optional
15	751 133 R91	BEARING, clutch release)
15	3066 790 R91	BEARING, clutch release)
16	3045 087 R1	CARRIER, clutch release sleeve (**)
16	3048 692 R1	CARRIER, clutch release sleeve (*)
	179 860	BOLT, hex-hd., 7/16" x 1/4" (3)
	103 322	WASHER, lock, 7/16" (3)
17	751 125 R1	COVER, clutch housing hand hole
	179 836	BOLT, hex-hd., 3/8" x 1-11/16" (4)
	103 321	WASHER, lock, 3/8" (4)
18	751 126 R1	GASKET, P.T.O. gearbox cover plate

FULL FORWARD AND REVERSE ATTACHMENT- contd.

11" CLUTCH



1	3046 389 R91	CLUTCH, w/COVER 3062 712 R91 and PLATE 3062 713 R91 cpte., 11" (*)
	179 842	BOLT, hex-hd., 3/8" x 1-3/8" (8)
	103 321	WASHER, lock, 3/8" (8)
2	3062 712 R91	COVER, assy. comprising :-
3	3048 593 R1	PLATE, release lever
4	705 530 R1	RETAINER, release lever plate (4)
5	3063 482 R1	COVER
	3062 718 R1	PIECE, distance (8)
6	3069 740 R1	SPRING, anti-rattle (4)
7	700 915 R1	STRUT (4)



A T T A C H M E N T S

Ref. No.	Part No.	DESCRIPTION
----------	----------	-------------

FULL FORWARD AND REVERSE ATTACHMENT- contd.

CLUTCH HOUSING- contd.

19	751 127 R1	PLATE, P.T.O. gearbox cover
	179 838	BOLT, hex-hd., 3/8" x 7/8" (8)
	103 321	WASHER, lock, 3/8" (8)
20	103 868	PLUG, pipe, sq-hd., 1/2"
20	219 199	PLUG, pipe, sq-hd., 1/2"
3049	350 R91	FORK, gear shifter, cpte., 1st speed
3068	220 R91	PACKING, field improvement clutch housing dust cover (As req'd)
3068	215 R1	STRIP, clutch housing hand hole sealing

(*) Applicable for Dual Clutch
(**) Applicable for Heavy Duty Single Clutch

FULL FORWARD AND REVERSE ATTACHMENT- contd.

11" CLUTCH- contd.

8	3048 592 R1	SPRING, thrust (12)
9	3048 594 R1	LEVER, release (4)
10	3062 715 R1	BOLT, eye (4)
11	700 913 R1	PIN, release lever (4)
12	3062 716 R1	PLATE, pressure
13	3062 714 R1	NUT, eyebolt (4)
14	3062 713 R91	PLATE, assy., driven (1-1/8" spline)
	3063 481 R91	COVER and DISTANCE PIECE, w/COVER 3063 482 R1 and eight PIECE 3062 718 R1 assy.,

(*) This clutch is mounted on bosses from the flywheel face.



A T T A C H M E N T S

Ref. No.	Part No.	DESCRIPTION
----------	----------	-------------

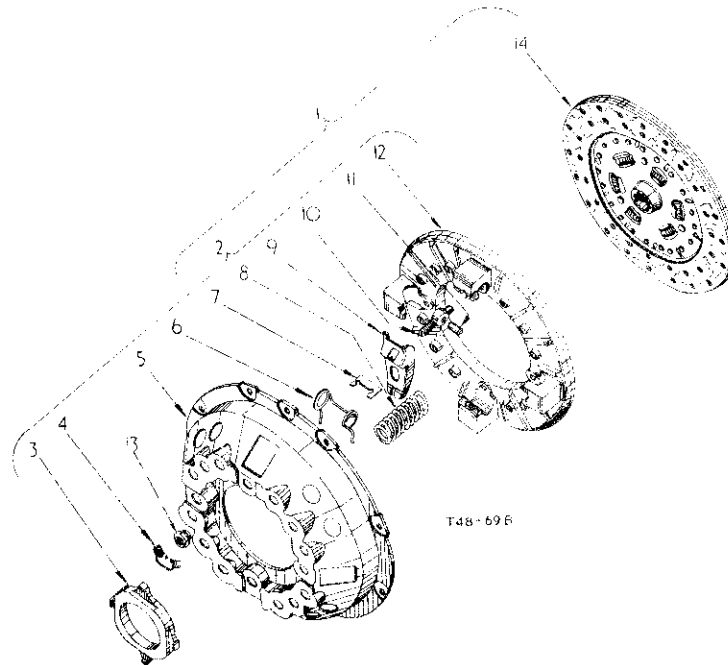
FULL FORWARD AND REVERSE ATTACHMENT- contd.
 HEAVY DUTY SINGLE CLUTCH ATTACHMENT- contd.
 11" HEAVY DUTY SINGLE CLUTCH AND FLYWHEEL



A T T A C H M E N T S

Ref. No.	Part No.	DESCRIPTION
----------	----------	-------------

FULL FORWARD AND REVERSE ATTACHMENT- contd.
 HEAVY DUTY SINGLE CLUTCH ATTACHMENT- contd.
 11" HEAVY DUTY SINGLE CLUTCH AND FLYWHEEL- contd.



1	3046 889 R91 3047 133 R91	CLUTCH, 11" (see detail list) CLUTCH, 11" w/COVER 3048 589 R91, PLATE 3048 590 R91 and PACKAGE 3048 591 R91 opte. optional
	179 839 103 321	BOLT, hex-hd., 3/8" x 1" (8) WASHER, lock, 3/8" (8)
2	3048 589 R91	COVER, assy., comprising :-
3	3048 593 R1	PLATE, release lever
4	705 530 R1	RETAINER, release lever plate (4)
5	3048 534 R1	COVER
6	3040 040 R1	SPRING, anti-rattle (4)
7	705 535 R1	STRUT (4)
8	3048 592 R1	SPRING, thrust (12)
9	3048 594 R1	LEVER, release (4)

10	3069 200 R91	BOLT, assy., eye and nut (4)
11	705 534 R1	PIN, release lever (4)
12	3048 536 R1	PLATE, pressure
13	705 532 R1	NUT, eye bolt
14	3048 590 R91	PLATE, assy., driven (1-1/8" spline)
	3046 388 R11	FLYWHEEL, w/GEAR 704 436 R1 and two PIN 141 223 opte., (Diesel)
	3047 594 R11	FLYWHEEL, w/GEAR 3044 171 R1 and two PIN 141 223 opte., (Petrol)
	709 515 R1 709 516 R1	BOLT, flywheel (4) LOCK, flywheel bolt (8)
	704 436 R1	GEAR, flywheel, ring (Diesel)
	3044 171 R1 141 223	GEAR, flywheel, ring (Petrol) PIN, dowel, 5/16" x 1" (2)
	3048 591 R91	PACKAGE, driven plate facing, service (As req'd)

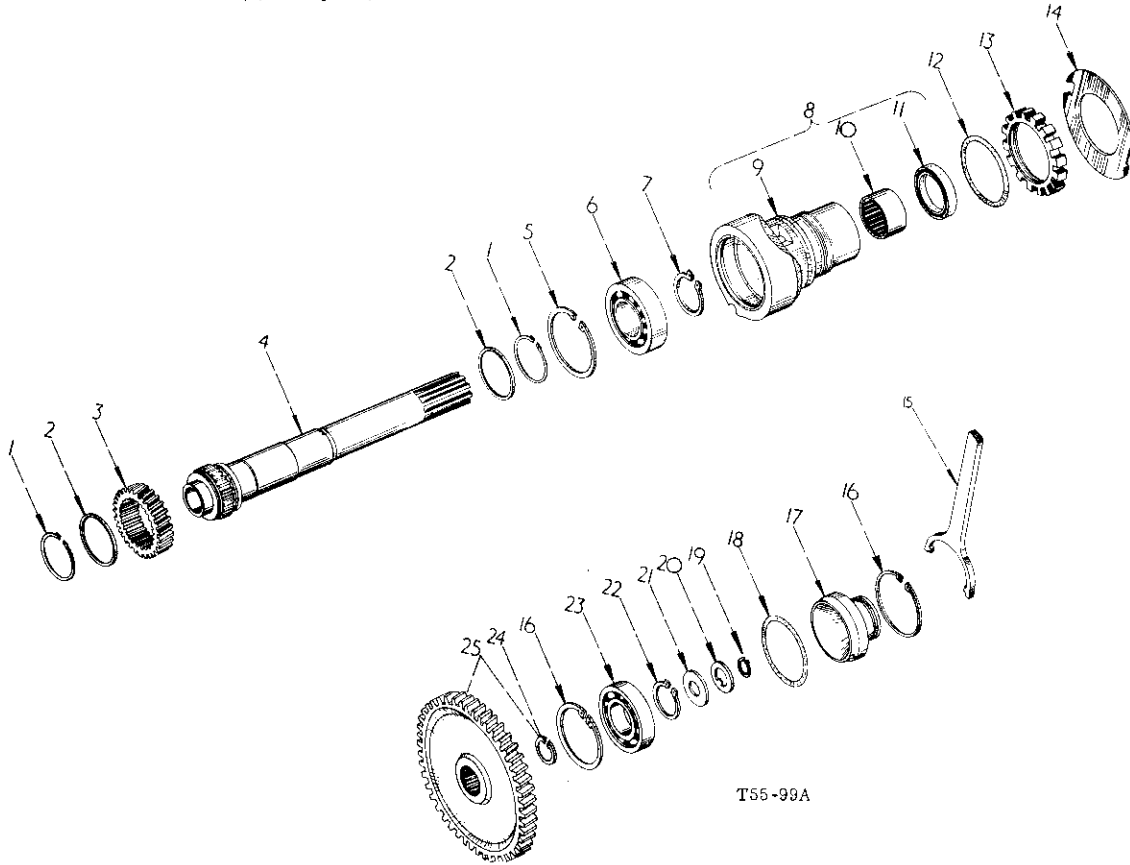


A T T A C H M E N T S

Ref. No.	Part No.	DESCRIPTION
----------	----------	-------------

FULL FORWARD AND REVERSE ATTACHMENT- contd.

P. T. O. DRIVING SHAFT AND GEARS (1,000 r.p.m.)



T55-99A

1	3047 842 R1	CIRCLIP, retaining (2)
2	3048 826 R1	WASHER, retaining (2)
3	3048 825 R1	GEAR, P. T. O. driving (23 teeth)
4	3048 824 R1	SHAFT, P. T. O. driving
5	751 297 R1	CIRCLIP, ball bearing, retaining
6	704 235 R91	BEARING, ball, P. T. O. driving shaft)
6	704 234 R91	BEARING, ball, P. T. O. driving shaft)
6	20 161 D	BEARING, ball, P. T. O. driving shaft)
6	3048 701 R91	BEARING, ball, P. T. O. driving shaft) optional
7	751 638 R1	CIRCLIP, retaining, ball bearing
8	3048 693 R11	CAGE, w/CAGE 3048 693 R1, BEARING 3048 694 R91 and OIL SEAL 3048 704 R91 cpte., P. T. O. driving shaft bearing
9	3048 693 R1	CAGE, P. T. O. driving shaft-bearing
10	3048 694 R91	BEARING, P. T. O. driving shaft, front, needle roller
11	3048 704 R91	OIL SEAL, P. T. O. driving shaft
12	352 216 R1	"O" RING, P. T. O. driving shaft bearing cage
13	3048 697 R1	NUT, lock, P. T. O. driving shaft bearing cage



A T T A C H M E N T S

Ref. No.	Part No.	DESCRIPTION
----------	----------	-------------

FULL FORWARD AND REVERSE ATTACHMENT- contd.

P. T. O. DRIVING SHAFT AND GEARS (1,000 r.p.m.)- contd.

14	3048 696 R1	WASHER, lock, P. T. O. driving shaft bearing cage
15	3048 695 R1	SPANNER, P. T. O. driving shaft bearing cage locknut (As req'd)
16	751 149 R1	CIRCLIP, driven gear bearing retainer (2)
17	751 148 R3	CAP, P. T. O. front bearing
18	468 335 R1	"O" RING, P. T. O. front bearing cap, 3-3/8" x 3-3/4" x 3/16"
19	516 010 R1	CIRCLIP, 3/4" external B-414/28388 up
19	219 753	NUT, lock, front P. T. O. up to B-414/28387
20	751 143 R1	WASHER, front P. T. O. shaft, locking
21	751 142 R1	WASHER, front P. T. O. retaining up to B-414/28387
22	751 146 R1	CIRCLIP, driven gear bearing retainer
23	703 644 R91	BEARING, ball, P. T. O. driven gear)
23	704 327 R91	BEARING, ball, P. T. O. driven gear) optional
23	42 454 H	BEARING, ball, P. T. O. driven gear)
23	708 170 R91	BEARING, ball, P. T. O. driven gear)
24	751 145 R1	CIRCLIP, P. T. O. driven gear
25	3045 892 R11	GEAR, w/CIRCLIP 751 145 R1 cpte., P. T. O. driven (46 teeth)

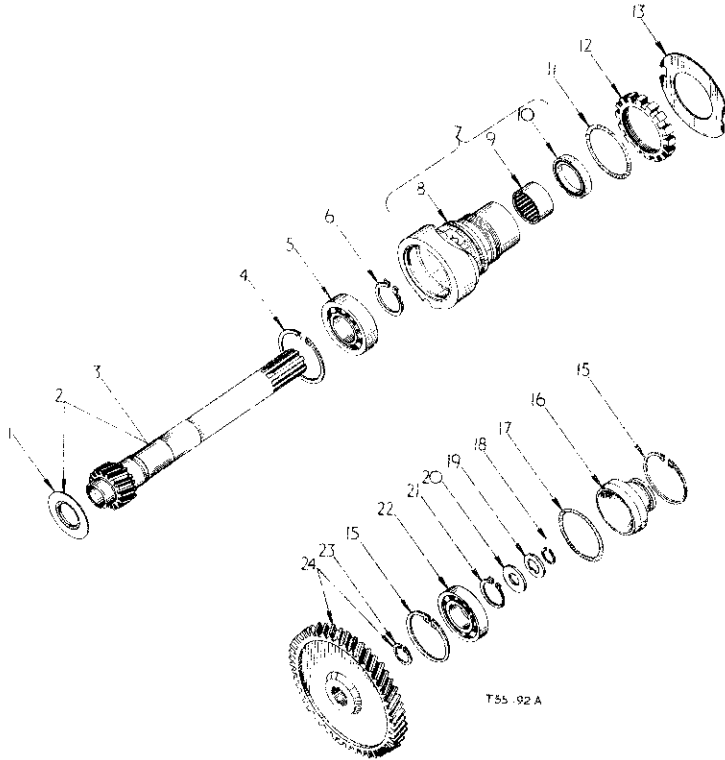


A T T A C H M E N T S

Ref. No.	Part No.	DESCRIPTION
----------	----------	-------------

FULL FORWARD AND REVERSE ATTACHMENT- contd.

P. T. O. DRIVING SHAFT AND GEARS (550 r.p.m.)



T55 92 A

1	3048 766 R1	SHIELD, P. T. O. driving shaft rear oil seal
2	3048 699 R11	SHAFT, w/SHIELD 3048 766 R1 and SHAFT 3048 699 R1 opte., P. T. O. driving
3	3048 699 R1	SHAFT, and GEAR, P. T. O. driving
4	751 297 R1	CIRCLIP, ball bearing, retaining
5	704 235 R91	BEARING, ball, P. T. O. driving shaft)
5	704 234 R91	BEARING, ball, P. T. O. driving shaft) optional
5	20 161 D	BEARING, ball, P. T. O. driving shaft)
5	3048 701 R91	BEARING, ball, P. T. O. driving shaft)
6	751 638 R1	CIRCLIP, ball bearing, retaining
7	3048 693 R11	CAGE, w/CAGE 3048 693 R1, BEARING 3048 694 R91 and OIL SEAL 3048 704 R91 opte., P. T. O. driving shaft bearing
8	3048 693 R1	CAGE, P. T. O. driving shaft bearing
9	3048 694 R91	BEARING, needle roller, P. T. O. driving shaft front
10	3048 704 R91	OIL SEAL, P. T. O. driving shaft
11	552 216 R1	"O" RING, P. T. O. driving shaft bearing cage
12	3048 697 R1	NUT, P. T. O. driving shaft bearing cage, lock



A T T A C H M E N T S

Ref. No.	Part No.	DESCRIPTION
----------	----------	-------------

FULL FORWARD AND REVERSE ATTACHMENT- contd.

P. T. O. DRIVING SHAFT AND GEARS (550 r.p.m.) - contd.



13	3048 696 R1	WASHER, P. T. O. driving shaft bearing cage, lock
14	3048 695 R1	SPANNER, P. T. O. driving shaft bearing cage locknut (As req'd)
15	751 149 R1	CIRCLIP, driven gear bearing retainer (2)
16	751 148 R3	CAP, P. T. O. front bearing
17	468 335 R1	"O" RING, P. T. O. front bearing cap, 3-2/8" x 3-3/4" x 3/16"
18	516 010 R1	CIRCLIP, 3/4" external 8-414/28388 sp
18	219 753	NUT, lock, front P. T. O. up to 8-414/28388
19	751 143 R1	WASHER, front P. T. O. shaft, locking
20	751 142 R1	WASHER, front P. T. O. retaining up to 8-414/28387
21	751 146 R1	CIRCLIP, driven gear bearing retainer
22	703 644 R91	BEARING, ball, P. T. O. driven gear)
22	704 327 R91	BEARING, ball, P. T. O. driven gear) optional
22	42 454 H	BEARING, ball, P. T. O. driven gear)
22	708 170 R91	BEARING, ball, P. T. O. driven gear)
23	751 145 R1	CIRCLIP, P. T. O. driven gear
24	3044 007 R11	GEAR, w/CIRCLIP 751 145 R1 opte., P. T. O. driven (35 teeth)



A T T A C H M E N T S

Ref No.	Part No.	DESCRIPTION
---------	----------	-------------

FULL FORWARD AND REVERSE ATTACHMENT- contd.

P. T. O. DRIVING SHAFT AND GEARS (Heavy Duty Single Clutch)

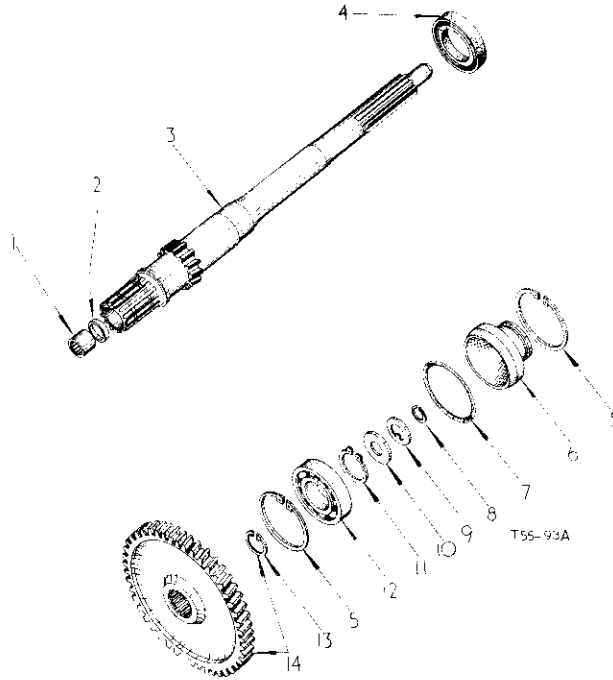


A T T A C H M E N T S

Ref. No.	Part No.	DESCRIPTION
----------	----------	-------------

FULL FORWARD AND REVERSE ATTACHMENT- contd.

P. T. O. DRIVING SHAFT AND GEARS (Heavy Duty Single Clutch)- contd.



1	3062 462 R91	BEARING, I.N.A. (°)
2	3048 757 R93	BEARING, needle roller, trans. driving shaft, front (see Service Packages)
2	3062 461 R1	PIECE, pilot bearing distance (°)
3	3048 700 R4	SHAFT, trans. and P.T.O. driving (see Service Packages)
4	704 229 R91	OIL SEAL, trans. and P.T.O. driving shaft)
4	701 230 R91	OIL SEAL, trans. and P.T.O. driving shaft)
4	3066 615 R91	OIL SEAL, trans. and P.T.O. driving shaft) optional
5	751 149 R1	CIRCLIP, P.T.O. front bearing retaining (85 mm internal)(2)
6	751 148 R3	CAP, P.T.O. front bearing
7	468 235 R1	"O" RING, P.T.O. front bearing cap, 3-3/8" x 3-3/4" x 3/16"
8	516 010 R1	CIRCLIP, 3/4" external B-414/28388 up
8	219 753	NUT, P.T.O. shaft, front, lock up to B-414/28387

9	751 143 R1	WASHER, P.T.O. shaft, front, locking up to B-414/28387
10	751 142 R1	WASHER, P.T.O. shaft, front, retaining
11	751 146 R1	CIRCLIP, P.T.O. front bearing, retaining (45 mm internal)
12	704 327 R91	BEARING, P.T.O. shaft, front)
12	703 644 R91	BEARING, P.T.O. shaft, front) optional
12	42 454 H	BEARING, P.T.O. shaft, front)
12	708 170 R91	BEARING, P.T.O. shaft, front)
13	751 145 R1	CIRCLIP, P.T.O. driven gear
14	3044 007 R21	GEAR, w/CIRCLIP 751 145 R1 cpte., driven P.T.O. (55 teeth)

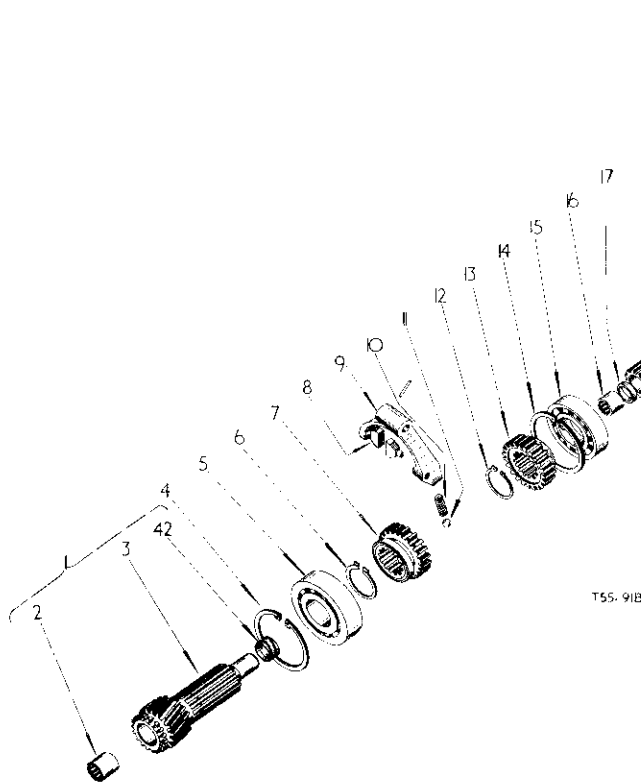
(°) Serial number B-414/11115 & B-414/1852 Pet) up-



A T T A C H M E N T S

Ref. No.	Part No.	DESCRIPTION
----------	----------	-------------

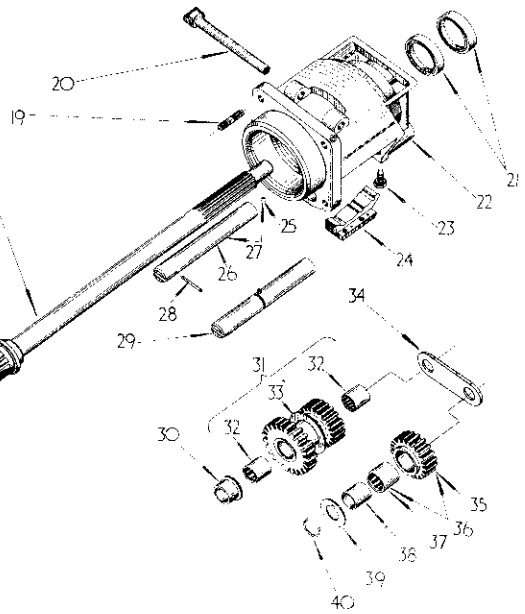
FULL FORWARD AND REVERSE ATTACHMENT- contd.



A T T A C H M E N T S

Ref. No.	Part No.	DESCRIPTION
----------	----------	-------------

FULL FORWARD AND REVERSE ATTACHMENT- contd.



KEY to UNITS

CLUTCH SHAFT GEAR HOUSING AND GEARS
(Tractors fitted w/Dual Clutch) (A)

GEAR HOUSING AND GEARS
(Tractor fitted w/Heavy Duty Single Clutch) (B)

CLUTCH SHAFT GEAR HOUSING AND GEARS
(Tractors fitted w/Dual Clutch) (A)- contd

GEAR HOUSING AND GEARS
(Tractors fitted w/Heavy Duty Single Clutch) (B)-contd.

Units. Letters of these units correspond with those following the description of the parts in the list below and identifies the unit for which the part is used. Items without letters after the description indicates the part is used for all units.

1	3048 713 R91	GEAR and SHAFT. w/BEARING 3043 986 R92 SHAFT 3048 713 R8 and COLLAR 3063 459 R1 opte., driving, trans.
2	3043 986 R92	BEARING, pilot, trans. driving shaft) optional
2	3041 043 R92	BEARING, pilot, trans. driving shaft)
3	3048 713 R6	GEAR and SHAFT, trans. driving (see Service Packages)
4	751 081 R1	CIRCLIP, trans. driving shaft bearing, retaining

5	3048 738 R91	BEARING, ball, rear, trans. driving shaft)
5	3048 739 R91	BEARING, ball, rear, trans. driving shaft)
5	3018 740 R91	BEARING, ball, rear, trans. driving shaft)
5	3048 741 R91	BEARING, ball, rear, trans. driving shaft)
5	3063 010 R91	BEARING, ball, rear, trans. driving shaft) optional
6	3048 709 R1	CIRCLIP, retaining, trans. driving shaft rear ball bearing
7	3048 714 R3	GEAR, output (see Service Packages)
8	3048 731 R1	SHOE, gear shifter fork (2)



A T T A C H M E N T S

Ref. No.	Part No.	DESCRIPTION
FULL FORWARD AND REVERSE ATTACHMENT- contd.		
		CLUTCH SHAFT GEAR HOUSING AND GEARS (Tractors fitted w/Dual Clutch)- contd. (A)
		GEAR HOUSING AND GEARS (Tractors fitted w/Heavy Duty Single Clutch)- contd. (B)
9	3048 753 R1 17 175 R1 17 175 R1 17 132 R1	FORK, gear shifter (order PACKAGE 3067 265 R91) PIN, roll, 3/16" x 1" (2) up to B-414/31031 PIN, roll, 3/16" x 1" (3) B-414/31032 to/38093 PIN, roll, 1/4" x 1" (2) B-414/38094 up
10	711 283 R1	SPRING, poppet, gear shifter rail
11	16 013 R1	BALL, 13/32" dia. grade 2
12	3048 709 R1	CIRCLIP, clutch shaft rear ball bearing , retaining (A)
12	3048 709 R1	CIRCLIP, trans. and P. T. O. rear ball bearing retaining (B)
13	3048 711 R1	GEAR, input
14	751 149 R1	CIRCLIP, clutch shaft rear ball bearing, retaining (A)
14	751 149 R1	CIRCLIP, trans. and P. T. O. rear ball bearing, retaining (B)
15	703 644 R91	BEARING, ball, clutch shaft rear (A)
15	704 327 R91	BEARING, ball, clutch shaft rear (A)
15	42 454 H	BEARING, ball, clutch shaft rear (A)
15	708 170 R91	BEARING, ball, clutch shaft rear (A) optional
15	703 644 R91	BEARING, ball, trans. P. T. O. driving shaft, rear (B))
15	704 327 R91	BEARING, ball, trans. P. T. O. driving shaft, rear (B))
15	42 454 H	BEARING, ball, trans. P. T. O. driving shaft, rear (B))
15	708 170 R91	BEARING, ball, trans. P. T. O. driving shaft, rear (B)) optional
16	3062 462 R91	BEARING, INA (**) (A)
16	3048 757 R93	BEARING, needle roller, trans. driving shaft, front (see Service Packages) (A)
17	3062 461 R1	PIECE, pilot bearing distance (**) (A)
18	3048 708 R4	SHAFT, clutch (A)
19	703 877 R1	STUD (3)
20		SHAFT, gear shifter fork (order PACKAGE 3067 265 R91)
21	3070 050 R91	OIL SEAL, clutch and P. T. O. driving shaft)
21	3070 049 R91	OIL SEAL, clutch and P. T. O. driving shaft)
21	3048 756 R91	OIL SEAL, clutch and P. T. O. driving shaft) (A2) optional
22	3067 261 R1 179 840 113 112 103 321	HOUSING, gear carrier BOLT, hex-hd., 3/8" x 1-1/8" NUT, screw, mach., hex, 3/8" (3) WASHER, lock, 3/8" (4)
23	3048 721 R1 103 320	BOLT, locking (2) WASHER, lock, 5/16" (2)
24	3048 730 R2 179 796 141 155 103 319	RAIL, gear shifter BOLT, hex-hd., 1/4" x 7/8" (2) PIN, dowel, 3/16" x 3/4" (2) WASHER, lock, 1/4" (2)



A T T A C H M E N T S

Ref. No.	Part No.	DESCRIPTION
FULL FORWARD AND REVERSE ATTACHMENT- contd.		
		CLUTCH SHAFT GEAR HOUSING AND GEARS (Tractors fitted w/Dual Clutch) (A)-contd.
		GEAR HOUSING AND GEARS (Tractors fitted w/Heavy Duty Single Clutch) (B)- contd.
25	16 008 R1	BALL, steel
26	3048 726 R1	COUNTERSHAFT
27	3048 726 R11	COUNTERSHAFT, w/BALL 16 008 R1 and COUNTERSHAFT 3048 726 R1 cpte.
28	443 024	PIN, groove, type B, 3/16" x 1-1/4"
29	3048 720 R2 3048 718 R1	SHAFT, idler PIN, locking
30	3048 725 R1	SPACER, countershaft
31	3048 722 R21	GEAR, w/GEAR 3048 722 R2 and two BEARING 3048 759 R91 cpte., counter-shaft cluster
32	3048 759 R91	BEARING, needle roller, countershaft cluster gear (2)
33	3048 722 R2	GEAR, countershaft cluster
34	3048 715 R2	WASHER, thrust
35	3048 716 R2	GEAR, idler
36	3048 716 R21	GEAR, w/GEAR 3048 716 R2 and BEARING 3048 758 R91 cpte., idler
37	3048 758 R91	BEARING, needle roller, idler gear
38	3048 719 R1	SLEEVE, idler gear, needle roller bearing
39	3048 717 R1	WASHER, thrust, idler gear, rear
40	3045 166 R1	CIRCLIP, idler shaft, type 1400
41	3062 459 R1	COLLAR, trans. driving shaft (*)
	3067 261 R21	HOUSING, cpte., gear carrier (A) (comprising 1 HOUSING 3067 261 R2 1 FORK 2 OIL SEAL 3048 756 R91 2 PIN 17 132 R1 1 SHAFT)
	3067 262 R92	HOUSING, cpte., gear carrier (B) (comprising 1 HOUSING 3048 706 R1 1 FORK 2 PIN 17 132 R1 1 SHAFT)
	3067 265 R91	PACKAGE, shifter fork, service (As req'd) (comprising 1 FORK 2 PIN 17 132 R1 1 SHAFT)



A T T A C H M E N T S

Ref. No.	Part No.	DESCRIPTION
----------	----------	-------------

FULL FORWARD AND REVERSE ATTACHMENT- contd.

CLUTCH SHAFT GEAR HOUSING AND GEARS
(Tractors fitted w/Dual Clutch)-contd.(A)

GEAR HOUSING AND GEARS
(Tractors fitted w/Heavy Duty Single Clutch)-contd. (B)

3062 402 R04	PACKAGE, service (%) (As req'd)
(comprising	
1 BEARING	3062 402 R01
1 GEAR	3048 714 R3
1 GEAR	3048 722 R21
1 PIECE	3062 461 R1
1 SHAFT	3041 700 R2
1 SHAFT	3048 713 R03)

3062 404 R00	PACKAGE, service (% %) (As req'd)
(comprising	
1 BEARING	3062 402 R01
1 GEAR	3048 722 R21
1 PIECE	3062 461 R1
1 SHAFT	3048 700 R1
1 SHAFT	3048 713 R01)

(%) Serial number B-414/ and B-211/1739 (Per.) up

(%) Serial number B-414/11115 and B-414/1862 (Per.) up

(%) Supplied on orders for 3048 700 R1 or R2,
3048 713 R1, R2 or R3, 3048 714 R1, 3048 757 R01, R02
or R03 and 3048 722 R11

(%) Supplied on orders for 3048 700 R3, 3048 713 R1

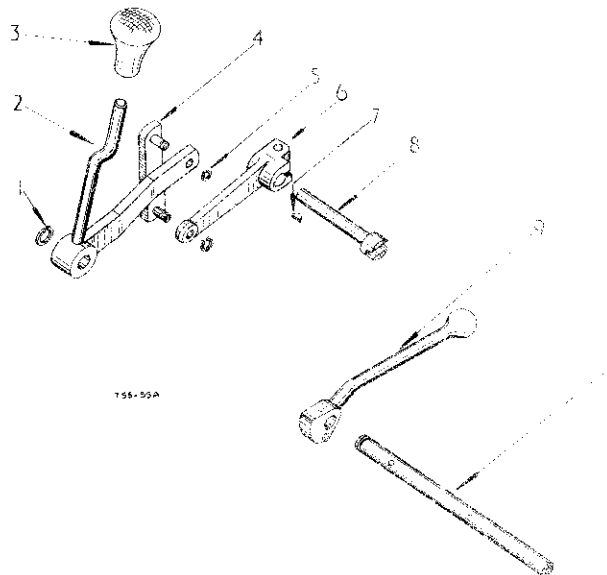


A T T A C H M E N T S

Ref. No.	Part No.	DESCRIPTION
----------	----------	-------------

FULL FORWARD AND REVERSE ATTACHMENT- contd

GEAR SHIFTER MECHANISM



1	3049 105 R1	CIRCLIP
2	3048 776 R08	LEVER, opt., forward and reverse
2	3048 748 R3	LEVER, forward and reverse,) optional
3	53 717 DA	BALL, gear shifter lever
4	3048 744 R01	LINK, opt., connecting
5	3049 117 R1	CIRCLIP (2)
6	3048 743 R01	LINK, opt., forward and reverse, shaft)
6	3048 742 R3	LINK, forward and reverse, shaft) optional
7	108 749	KEY, Woodruff, No. 3
8	3048 727 R1	SHAFT, connecting
9	3049 108 R1 142 521	HANDLE, high-low range shifter PIN, groove, type 1, 1/4" x 1 1/4"
10	3049 108 R2	SHAFT, high-low range shifter



A T T A C H M E N T S

Ref. No.	Part No.	DESCRIPTION
----------	----------	-------------

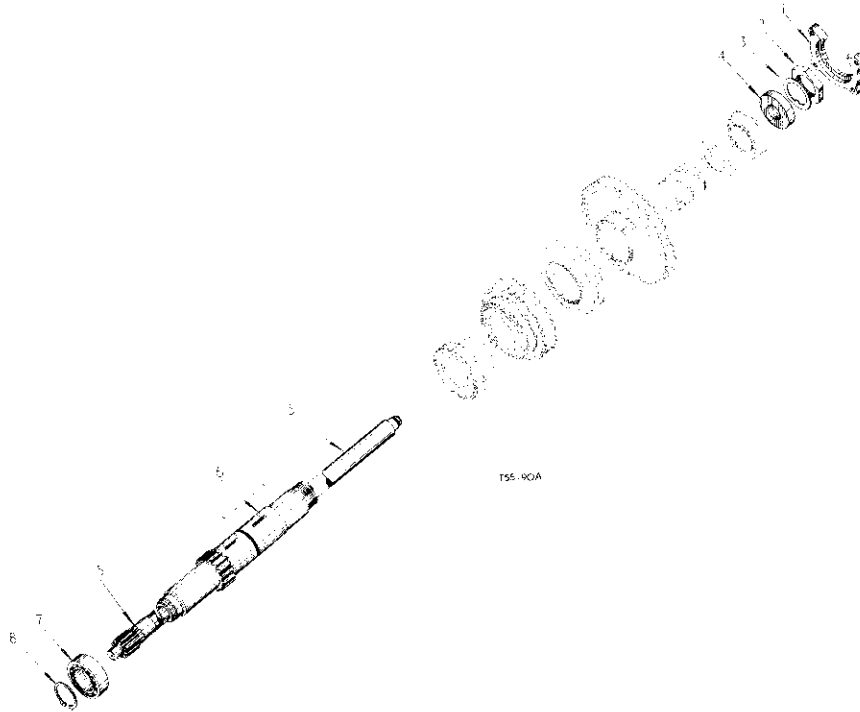
FULL FORWARD AND REVERSE ATTACHMENT- contd.
TRANSMISSION GEARS AND SHAFTS



A T T A C H M E N T S

Ref. No.	Part No.	DESCRIPTION
----------	----------	-------------

FULL FORWARD AND REVERSE ATTACHMENT- contd.
TRANSMISSION GEARS AND SHAFTS- contd.



1	3048 705 R1 179 840 193 821	RETAINER, front bearing, trans. countershaft BOLT, hex-hd., 3/8" x 1-1/8" (4) WASHER, lock, 3/8" (1)
2	751 065 R1	NUT, countershaft front bearing, lock
3	751 066 R1	WASHER, countershaft front bearing, lock
4	3048 704 R1	FLINGER, P.T.O. shaft, front, oil
5	3048 703 R2	SHAFT, front P.T.O. (*)
6	3048 992 R11	GEAR, w/BUSH 751 011 R1; trans. countershaft and 1st speed optc.
7	751 003 R91	BEARING, ball, trans. countershaft, rear)
7	3040 830 R91	BEARING, ball, trans. countershaft, rear) optional

8	751 628 R1	CIRCLIP, retaining, trans. countershaft rear bearing
	751 101 R1	BUSH, P.T.O. shaft
	102 569	SCREW, front P.T.O. shaft oil flinger, set (2)
	3048 703 R21	SHAFT, w/SHAFT 3048 703 R2, two SCREW 102 569 and FLINGER 3048 704 R1 optc., front P.T.O. (*)
	219 753	NUT, front P.T.O. lock
	751 142 R1	WASHER, front P.T.O. retaining
	751 143 R1	WASHER, front P.T.O. shaft, locking

(*) On orders for 3048 703 R11 or R1 order R21 or R2 w/
CIRCLIP 561 010 R1



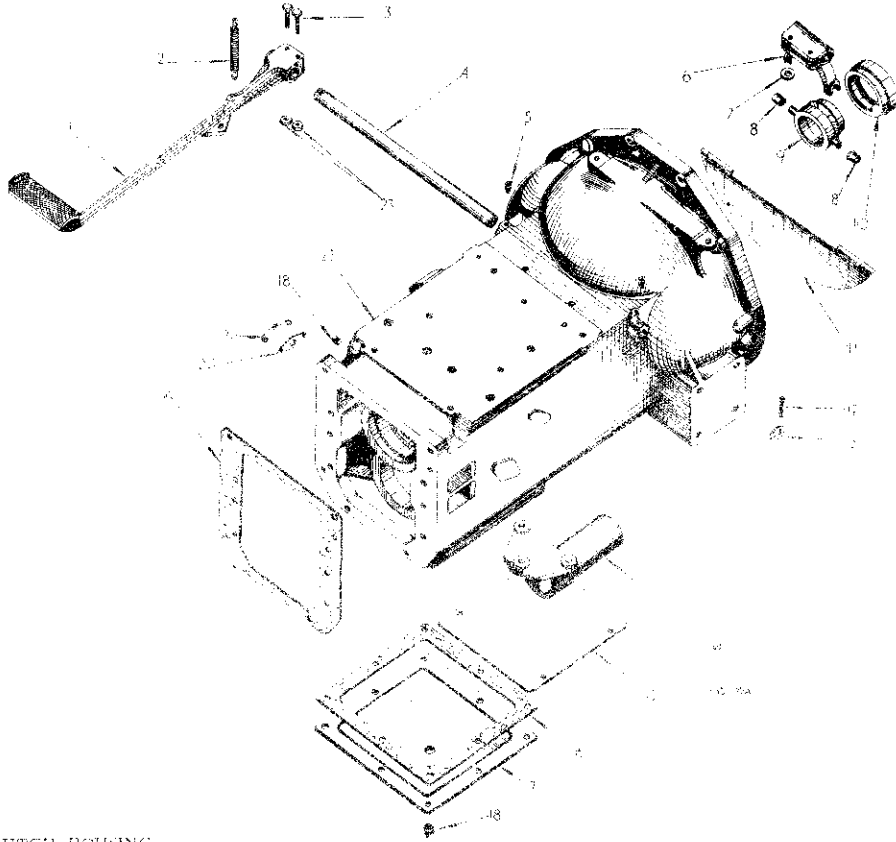
ATTACHMENTS

Ref. No.	Part No.	DESCRIPTION
----------	----------	-------------

HEAVY DUTY SINGLE CLUTCH ATTACHMENT

ATTACHMENT, heavy duty single clutch
(Diesel and Petrol) (Factory application)

CLUTCH HOUSING (see detail list)
11" HEAVY DUTY SINGLE CLUTCH and
FLYWHEEL (see detail list)



CLUTCH HOUSING

1	751 650 R2 3047 238 R1 114 505 108 321	PEDAL, clutch BOLT, clutch pedal NUT, jam, 5/16" WASHER, lock, 3/8"
2	705 250 R3	SPRING, clutch pedal return
3	181 372	BOLT, hex., 3/8" UNF x 2" (2)
4	751 648 R2	SHAFT, clutch release
5	199 462	LUBRICATOR, 1/8" PT (2)
6	3044 065 R1 706 730 R1 163 500	FORK, clutch release BOLT, clutch release fork (2) WASHER, lock, 5/16" (2)
7	3047 223 R1	KEY, clutch release shaft
8	3515 085 R1	INSERT, clutch release fork bush (2)
9	3016 090 R2	SLEEVE, clutch release
10	751 133 R94	BEARING, clutch release } optional
10	3040 852 R91	BEARING, clutch release } optional



ATTACHMENTS

Ref. No.	Part No.	DESCRIPTION
----------	----------	-------------

HEAVY DUTY SINGLE CLUTCH ATTACHMENT- contd.

CLUTCH HOUSING- contd.

11	600 057 R1 178 791 105 313	COVER, clutch housing front BOLT, hex-head, 7/16" x 1 1/2" (2) WASHER, lock, 1/2" (2)
12	100 035	PIN, cotter, 1/2" x 1-1/8"
13	10 105 D	WASHER, flat, 1/2" x 1-1/8" x 1/16"
14	3045 081 R1 179 560 100 302	CAPSCREW, clutch release sleeve BOLT, hex-head, 7/16" x 1 1/2" (2) WASHER, lock, 1/2" (2)
15	701 165 R1 170 83 103 501	COVER, clutch housing front hole BOLT, hex-head, 3/8" x 1-1/2" (2) WASHER, lock, 1/2" (2)
16	751 09 70	GASKET, clutch housing front hole
17	751 107 R1 170 818 10 101	PLATE, front of gearbox cover BOLT, hex-head, 3/8" x 1-1/2" (2) WASHER, lock, 1/2" (2)
18	100 886	MUFF, pipe, 2-1/2" (2) optional
18	315 198	WOOD, pipe, 2-1/2" (2) optional
19	751 111 R1	GASKET, clutch bearing to main case



A T T A C H M E N T S

Ref. No.	Part No.	DESCRIPTION
----------	----------	-------------

HEAVY DUTY SINGLE CLUTCH ATTACHMENT- contd.

CLUTCH HOUSING- contd.

20	3047 592 R1	GASKET, clutch housing blanking plate
21	3047 593 R1	PLATE, blanking, clutch housing
	179 793	BOLT, hex-hd., 1/4" x 5/8" (2)
	193 319	WASHER, lock, 1/4" (2)
22	3047 584 R12	HOUSING, w/two LUBRICATOR 109 462, three BOLT 271 550, PLUG 193 868 and three WASHER 193 325 opt., clutch
	705 565 R1	BOLT, hex-hd., 1/2" x 1-1/2" (8)
	731 129 R1	BOLT, hex-hd., 1/2" x 1-3/4" (2)
	705 560 R1	BOLT, hex-hd., 1/2" x 1-7/8" (7)
		(Special)
	751 143 R1	DOWEL, clutch housing (2)
	193 323	WASHER, lock, 1/2" (15)
23	751 872 R1	NUT, hex., 5/8" UNF (2)
	271 550	BOLT, hex-hd., 5/8" x 5/8" (3)
	193 325	WASHER, lock, 5/8" (3)
		(used w/Clutch Housing)
3048 926 R31		PACKAGE, field improvement clutch housing dust cover (As req'd)
3068 215 R1		STRIP, clutch housing hand hole sealing
1926 425 R1		TRANSFER, P.T.O. speed, 545 r.p.m.
1926 441 R1		TRANSFER, P.T.O. speed, 1,090 r.p.m.

SINGLE CLUTCH P.T.O. ATTACHMENT

3049 918 R91		ATTACHMENT, single clutch P.T.O. (550 r.p.m. no rear P.T.O. (*)
		TRANSMISSION GEARS AND SHAFTS (see detail list)
		P.T.O. GEARS AND SHAFTS (see detail list)

(*) This attachment can only be used on machines which are fitted with the Heavy Duty Clutch Attachment



A T T A C H M E N T S

Ref. No.	Part No.	DESCRIPTION
----------	----------	-------------

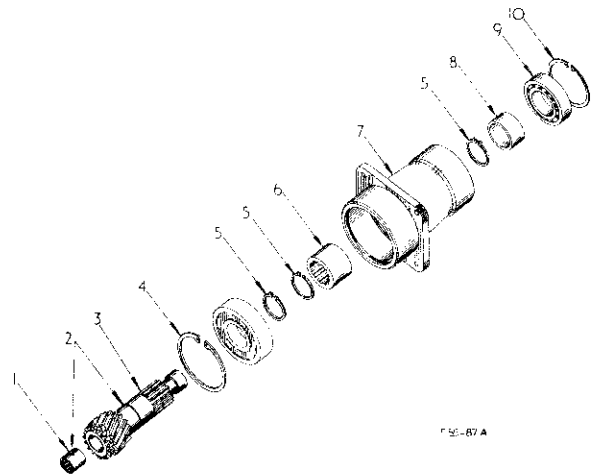


A T T A C H M E N T S

Ref. No.	Part No.	DESCRIPTION
----------	----------	-------------

SINGLE CLUTCH P. T. O. ATTACHMENT- contd.

P. T. O. GEARS AND SHAFTS



C 55-87 A

1	3044 043 R92	BEARING, trans. spline shaft pilot) optional
1	3043 986 R92	BEARING, trans. spline shaft pilot)
2	3049 005 R21	SHAFT, w/SHAFT 3049 005 R2 and BEARING 3044 043 R92 cpte., trans. driving
3	3049 005 R2	SHAFT, trans. driving
4	751 081 R1	CIRCLIP, trans. driving shaft rear ball bearing, retaining
5	3048 709 R1	CIRCLIP, trans. driving shaft rear ball bearing, retaining (3)
6	3049 008 R1	COUPLING, splined
7	3049 004 R1	CAGE, trans. spline shaft, bearing
8	3049 007 R1	SPACER, trans. and P. T. O. driving shaft
9	703 644 R91	BEARING, ball, trans. and P. T. O.) driving shaft rear)
9	704 327 R91	BEARING, ball, trans. and P. T. O.) driving shaft rear)
9	42 454 H	BEARING, ball, trans. and P. T. O.) optional driving shaft rear)
9	708 170 R91	BEARING, ball, trans. and P. T. O.) driving shaft rear)
10	751 149 R1	CIRCLIP, trans. and P. T. O. driving shaft rear ball bearing, retaining
11	3048 700 R4	SHAFT, driving, trans. and P. T. O.

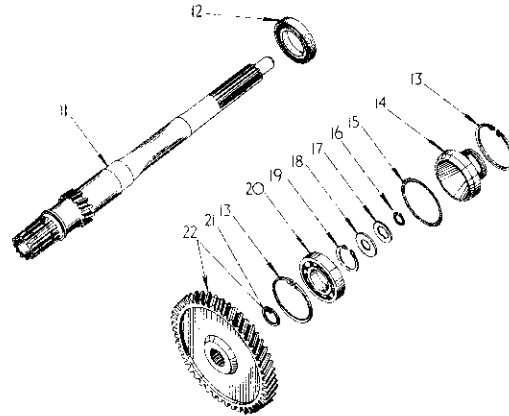


A T T A C H M E N T S

Ref. No.	Part No.	DESCRIPTION
----------	----------	-------------

SINGLE CLUTCH P. T. O. ATTACHMENT- contd.

P. T. O. GEARS AND SHAFTS-contd.



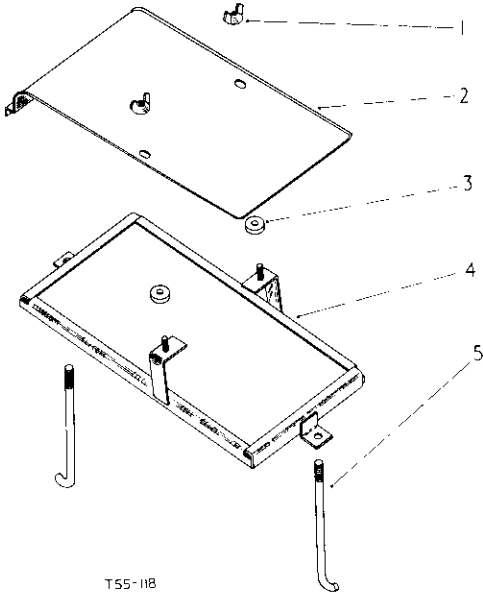
12	704 229 R91	OIL SEAL, trans. and P. T. O. driving shaft)
12	704 230 R91	OIL SEAL, trans. and P. T. O. driving shaft)
12	3066 615 R91	OIL SEAL, trans. and P. T. O. driving shaft) optional
13	751 149 R1	CIRCLIP, P. T. O. front bearing retaining (85 mm internal) (2)
14	751 148 R3	CAP, P. T. O. front bearing
15	468 335 R1	"O" RING, P. T. O. front bearing, 3-3/8" x 3-3/4" x 3/16"
16	516 016 R1	CIRCLIP, 3/4" external (B-414/28388 up
16	219 753	NUT, P. T. O. shaft, front, lock up to B-414/28387
17	751 143 R1	WASHER, locking, P. T. O. shaft, front up to E-414/28387
18	751 142 R1	WASHER, P. T. O. shaft, front , retaining
19	751 146 R1	CIRCLIP, P. T. O. front bearing retaining (45 mm external)
20	704 327 R91	BEARING, P. T. O. shaft, front)
20	703 644 R91	BEARING, P. T. O. shaft, front) optional
20	42 454 H	BEARING, P. T. O. shaft, front)
20	708 170 R91	BEARING, P. T. O. shaft, front)
21	751 145 R1	CIRCLIP, P. T. O. driven gear
22	3044 007 R11	GEAR, w/CIRCLIP 751 145 R1 cpte., driven P. T. O. (55 teeth)



A T T A C H M E N T S

Ref. No.	Part No.	DESCRIPTION
----------	----------	-------------

12V BATTERY FIELD CONVERSION PACKAGE



	3063 566 R91	PACKAGE, 12 V battery field conversion
1	142 745	NUT, type A, 5/16" wing (2)
2	3062 053 R1 3046 073 R1	COVER, battery WASHER, battery cover (2)
3	3062 054 R1	SPACER, battery cover (2)
4	3062 059 R91 102 635 103 321	RETAINER, cpte., battery NUT, hex., 3/8" (3) WASHER, lock, 3/8" (2)
5	3062 058 R1 3062 057 R1	BOLT, battery hold down STUD, battery hold down



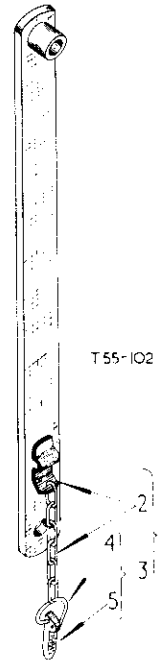
A T T A C H M E N T S

Ref. No.	Part No.	DESCRIPTION
----------	----------	-------------

BATTERY EQUIPMENT ATTACHMENT

		ATTACHMENT, battery equipment (Factory application)
3043 901 R91		CABLE, battery to battery
3043 899 R1		COVER, battery
128 082		NUT, wing, 3/8" (2)
120 394		WASHER, plain, 13/32" x 13/16" x 18 ga. (2)
3044 073 R1		NUT, battery tray, spire (2)
3043 896 R91		RETAINER, assy., battery
707 531 R1		STUD, battery hold down (2)

LIFT ARM STAY ROD ATTACHMENT



	3049 630 R91	ATTACHMENT, lift arm stay rod comprising :-
1	3049 631 R91	ROD, cpte., lift arm stay comprising :-
2	707 071 R12	HOLDER, w/chain cpte., lynch pin
3	704 212 R91	COTTER, cpte., implement comprising :-
4	704 281 R1	RING, clip implement cotter
5	700 531 R1	COTTER, implement

Used with B-901 FRONT END LOADER

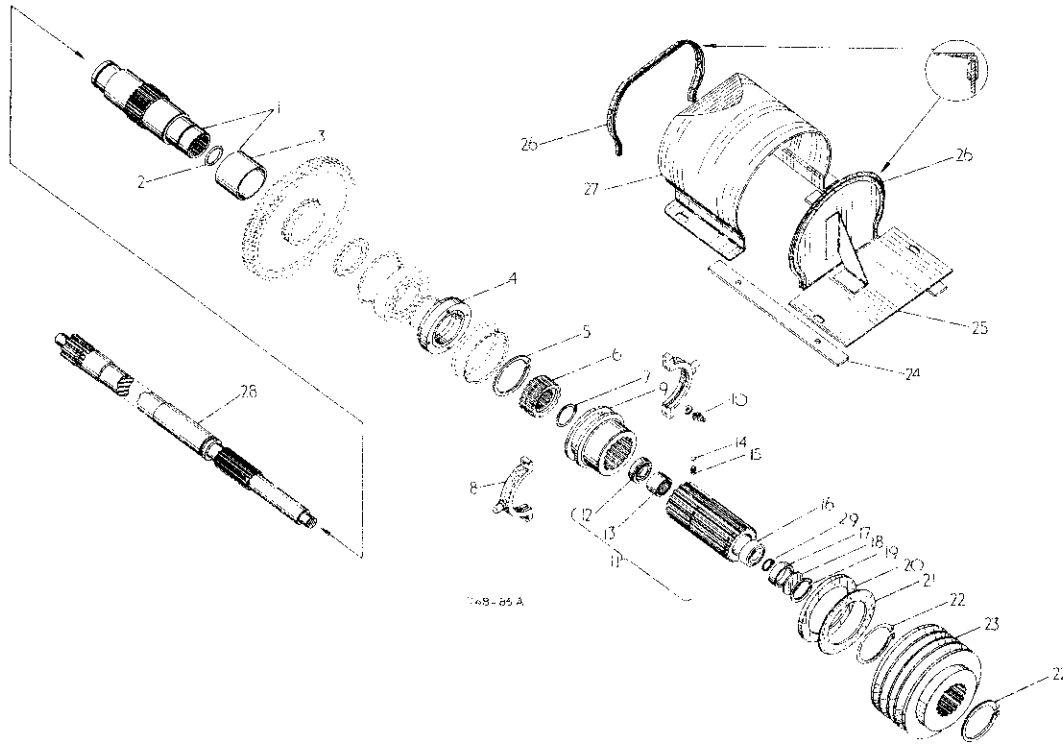


A T T A C H M E N T S

Ref. No.	Part No.	DESCRIPTION
----------	----------	-------------

MOWER DRIVE ATTACHMENT (Two Speed)

MOWER DRIVE GEAR AND SHAFTS (Two Speed)



KEY TO UNITS

For use on machines fitted with two speed C. R. P. T. O. Attachment

3064 483 R92	ATTACHMENT, mower drive	(A)
3064 164 R92	ATTACHMENT, mower drive	(B)
	(Petrol)	

Units. Letters of these units correspond with those following the description of the parts in the list below and identifies the unit for which the part is used. Units without letters after the description indicates the part is used for all units.

1	3048 768 R11	COUNTERSHAFT, w/BUSH 751 159 R1 cpte., two speed P. T. O.	8	3065 188 R91	COLLAR, w/LUBRICATOR 109 366 and SHIM 3065 319 R1 gear shifter assy.
2	151 244 R1	"O" RING		179 798	BOLT, hex-hd., 1/4" x 1-1/8" (2)
3	751 159 R1	BUSH, SN. 142 x 1-5/8" COMP		109 084	NUT, hex., 1/4" (2)
4	3048 395 R11	CARRIER, cpte., P. T. O. gear seal		103 319	WASHER, lock, 1/4" (2)
5	3064 407 R1	CIRCLIP, sliding coupling, retaining	9	3064 418 R1	COUPLING, sliding
6	3064 405 R1	GEAR, pulley driving	10	109 366	LUBRICATOR, drive type, angle
7	3064 406 R1	CIRCLIP, pulley driving gear, retaining	11	3064 408 R11	GEAR, w/BEARING 3064 110 R91 and OIL SEAL 3064 408 R91 cpte., sliding quill
			12	3064 409 R91	OIL SEAL, sliding quill gear) optional
			12	3064 502 R91	OIL SEAL, sliding quill gear)
			13	3064 410 R91	BEARING, needle)
			13	3064 503 R91	BEARING, needle) optional
			13	3064 504 R91	BEARING, needle)
			14	10 008 R1	BALL, steel, 250 dia. (3)
			15	3064 416 R1	SPRING, compression (3)
			16	3064 411 R91	BEARING, ball, sliding quill gear) optional
			16	3064 462 R91	BEARING, ball, sliding quill gear)
			17	3064 413 R1	PIECE, distance



A T T A C H M E N T S

Ref. No.	Part No.	DESCRIPTION
----------	----------	-------------

MOWER DRIVE ATTACHMENT (Two Speed)- contd.

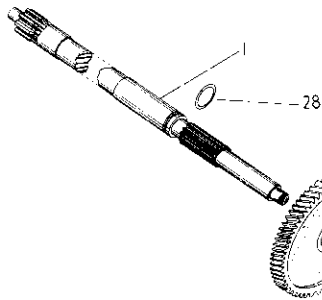
MOWER DRIVE GEAR AND SHAFTS (Two Speed)- contd.



A T T A C H M E N T S

Ref. No.	Part No.	DESCRIPTION
MOWER DRIVE GEAR AND SHAFTS (Two Speed)- contd.		
MOWER DRIVE ATTACHMENT (Two Speed)- contd.		
18	3064 414 R1	PLATE, sealing
19	3064 415 R1	CIRCLIP, sliding quill gear, internal
20	3064 423 R1	RETAINER, rubber sealing
21	3064 422 R1	RUBBER, sealing
22	3064 407 R1	CIRCLIP, pulley, retaining (2)
23	3064 421 R1	PULLEY, mower drive
24	3064 452 R1	STIFFENER, mower drive pulley cover (2)

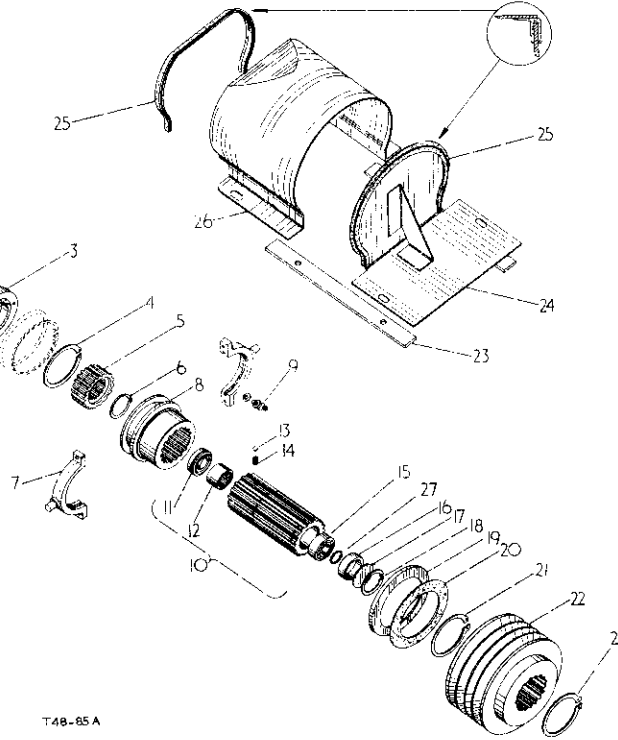
MOWER DRIVE GEAR AND SHAFTS (Single Speed)
 MOWER DRIVE ATTACHMENT (Single Speed)



A T T A C H M E N T S

Ref. No.	Part No.	DESCRIPTION
MOWER DRIVE GEAR AND SHAFTS (Two Speed)- contd.		
MOWER DRIVE ATTACHMENT (Two Speed)- contd.		
25	3064 450 R11	COVER, cpte., front, mower drive pulley
26	3064 453 R1 179 837	STRIP, cover sealing (2) BOLT, hex-hd., 3/8" x 3/4" (4)
27	3064 448 R21	CAGE, cpte., mower drive pulley
28	3064 404 R2	SHAFT, P.T.O. front
29	3064 412 R1 3065 319 R1	CIRCLIP, outer, P.T.O. shaft front SHIM (As req'd)

MOWER DRIVE GEAR AND SHAFTS (Single Speed)- contd.
 MOWER DRIVE ATTACHMENT (Single Speed)- contd.



T48-85A

KEY to UNITS

For use on machines fitted with 540 r. p. m.
 Single Speed C.R.P.T.O. Attachment

- 3064 481 R92 ATTACHMENT, mower drive (A)
- 3064 483 R92 ATTACHMENT, mower drive (Petrol) (B)

For use on machines fitted with 745 r. p. m.
 Single Speed C.R.P.T.O. Attachment

- 3064 468 R92 ATTACHMENT, mower drive (A)
- 3064 468 R92 ATTACHMENT, mower drive (Petrol) (B)

Units. Letters of these units correspond with those following the description of the parts in the list below and identifies the unit for which the part is used. Items without letters after the description indicates the part is used for all units.

1	3064 404 R2	SHAFT, P.T.O. front (*)
2	3064 460 R2	GEAR, P.T.O. driven (55 teeth) (698 r.p.m.)
2	3064 349 R2	GEAR, P.T.O. driven (51 teeth) (698 r.p.m.)
3	3048 093 R11	CARRIER, cpte., P.T.O. gear seal
4	3064 407 R1	CIRCLIP, retaining, sliding coupling
5	3064 405 R1	GEAR, pulley driving
6	3064 406 R1	CIRCLIP, pulley driving gear, retaining
7	3065 188 R91 179 797 109 084 103 319	COLLAR, w/LUBRICATOR 109 366 and SHIM 3065 319 R1 assy., gear shifter BOLT, hex-hd., 1/4" x 1-1/8" (2) NUT, hex., 1/4" (2) WASHER, lock, 1/4" (2)



A T T A C H M E N T S

Ref. No.	Part No.	DESCRIPTION
----------	----------	-------------

MOWER DRIVE GEARS AND SHAFTS (Single Speed)- contd.

MOWER DRIVE ATTACHMENT (Single Speed)- contd.

8	3064 418 R1	COUPLING, sliding
9	109 366	LUBRICATOR, drive type, angle
10	3064 408 R11	GEAR, w/BEARING 3064 410 R91 and OIL SEAL 3064 409 R91 cpte., sliding quill
11	3064 409 R91	OIL SEAL, sliding quill gear) optional
11	3064 502 R91	OIL SEAL, sliding quill gear)
12	3064 410 R91	BEARING, needle)
12	3064 503 R91	BEARING, needle) optional
12	3064 504 R91	BEARING, needle)
13	16 008 R1	BALL, steel, .250 dia. (3)
14	3064 416 R1	SPRING, compression (3)
15	3064 411 R91	BEARING, ball, sliding quill gear) optional
15	3064 462 R91	BEARING, ball, sliding quill gear)
16	3064 413 R1	PIECE, distance
17	3064 414 R1	PLATE, sealing
18	3064 415 R1	CIRCLIP, sliding quill gear, internal
19	3064 423 R1	RETAINER, rubber sealing
20	3064 422 R1	RUBBER, sealing
21	3064 407 R1	CIRCLIP, pulley, retaining (2)
22	3064 421 R1	PULLEY, mower drive
23	3064 452 R1	STIFFENER, mower drive pulley cover (2)
24	3064 450 R11	COVER, cpte., front, mower drive pulley cage
25	3064 453 R1	STRIP, cover sealing (2)
	179 237	BOLT, hex-hd., 3/8" x 3/4" (4)
26	3064 448 R21	CAGE, cpte., mower drive pulley
27	3064 412 R1	CIRCLIP, outer, P. T. C. shaft front
28	151 244 R1	"O" RING
	3065 319 R1	SHIM (As req'd)

(*) On orders for R1 order 3064 404 R2 w/GEAR
3064 460 R2 or 3064 349 R2



A T T A C H M E N T S

Ref. No.	Part No.	DESCRIPTION
----------	----------	-------------

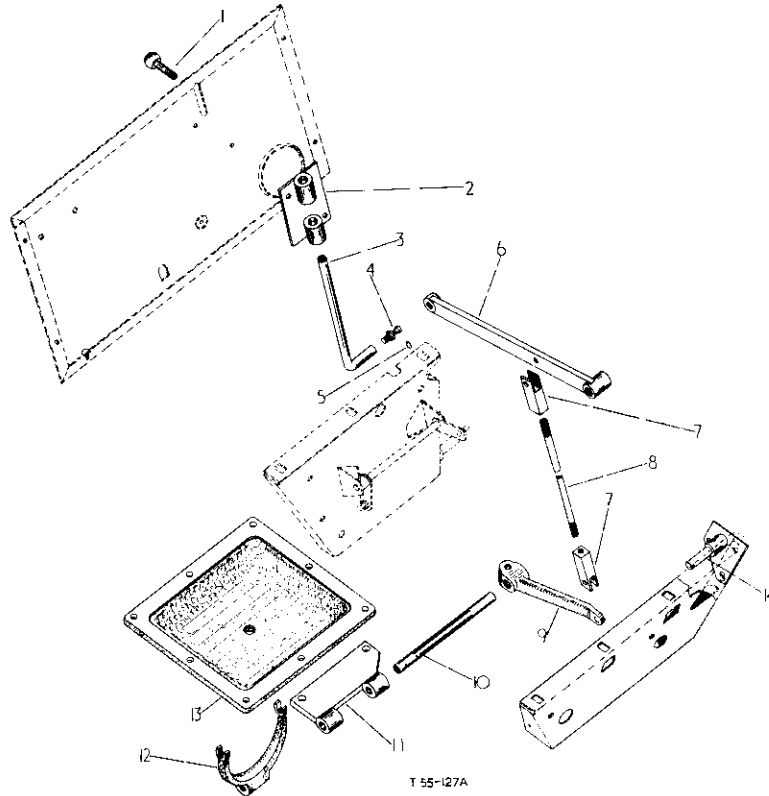


A T T A C H M E N T S

Ref. No.	Part No.	DESCRIPTION
----------	----------	-------------

MOWER DRIVE ATTACHMENT- contd.

MOWER DRIVE CONTROLS



T 55-127A



A T T A C H M E N T S

Ref. No.	Part No.	DESCRIPTION
----------	----------	-------------

MOWER DRIVE ATTACHMENT- contd.

MOWER DRIVE CONTROLS- contd.

1	3064 445 R11	KNOB, assy., control rod
2	3064 441 R91 144 531 109 084 103 319	GUIDE, cpte., operating, rod SCREW, mach., std., truss-hd., 1/4" x 1/2" (2) NUT, hex., 1/4" (2) WASHER, lock, 1/4" (2)
3	3064 400 R1	LEVER, mower drive shifter
4	3064 438 R1	JOINT, ball
5	3064 439 R1	CIRCLIP, 7/16" dia.
6	3064 435 R11 103 385 11 002 VA	LEVER, cpte., shifter PIN, cotter, 1/8" x 1" WASHER, flat round hole
7	3064 431 R1	CLEVIS, control rod (2)
8	3064 432 R1 102 635 103 361 103 494	ROD, control NUT, hex., 3/8" PIN, cotter, 1/16" x 1/2" (2) PIN, rod end, 1/4" x 51/64" (2)
9	3064 429 R1 179 821 102 634 103 320	LEVER, operating fork BOLT, hex-hd., 5/16" x 1-3/8" NUT, hex., 5/16" WASHER, lock, 5/16"

10	3064 425 R1	SHAFT, operating fork
11	3064 426 R1 179 841	BRACKET, cpte., operating fork BOLT, hex-hd., 3/8" x 1-1/4" (2)
12	3064 424 R1 142 488	FORK, operating PIN, groove, type 1, 1/8" x 1" (2)
13	3064 430 R1	COVER, P.T.O. bottom
14	3064 434 R11 179 814 102 654 103 320	BRACKET, cpte., pivot pin BOLT, hex-hd., 5/16" x 5/8" (2) NUT, hex., 5/16" (2) WASHER, lock, 5/16" (2)
	3066 667 R11	PANEL, cpte., scuttle (Factory application) B-414/38025 up
	3064 870 R11	PANEL, cpte., scuttle (Factory application) up to B-414/38024
	3064 459 R11	PANEL, cpte., scuttle (Factory application) (Petrol)
	3064 446 R1	CLIP, control rod knob up to B-414/37316

(*) Order 3066 667 R11 w/3066 380 R1, 3066 581 R1,
3066 382 R1 and 3066 385 R1

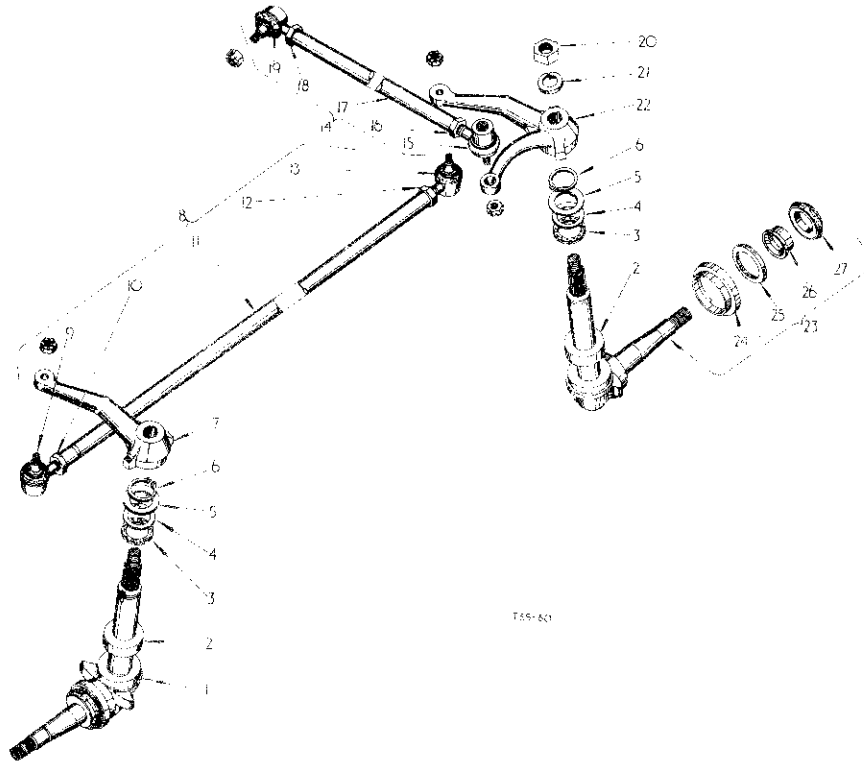


A T T A C H M E N T S

Ref No.	Part No.	DESCRIPTION
---------	----------	-------------

FIXED TREAD FRONT AXLE ATTACHMENT

STEERING KNUCKLES AND TIE ROD



TSS-601

1	3043 928 R98	KNUCKLE, opte., steering, R.H. (comprising :- 1 OIL SEAL 48 589 D 1 SHIELD 48 541 D 1 SPACER 50 270 D 1 WASHER 50 259 D)
2	751 947 R91	BEARING, steering knuckle, thrust (2)
3	3043 931 R1	WASHER, felt (2)
4	3043 932 R1	WASHER, steering knuckle pivot (2)
5	3043 933 R1	WASHER, steering knuckle pivot, retaining (2)
6	3043 934 R1	CIRCLIP, (41 mm shaft size) (2)
7	3044 019 F1	ARM, steering, R.H.
8	3044 020 R91	ROD, opte., tie comprising :-
9	3045 317 R91	SOCKET, assy., (R.H. thread)
10	705 248 R1	NUT, (R.H. thread) 3/8" BSP
11	3045 315 R1	LINK, diag
12	705 247 R1	NUT, (L.H. thread) 3/8" BSP
13	3045 316 R91	SOCKET, assy., (L.H. thread)

Ref No.	Part No.	DESCRIPTION
---------	----------	-------------

FIXED TREAD FRONT AXLE ATTACHMENT

STEERING KNUCKLES AND TIE ROD- contd.

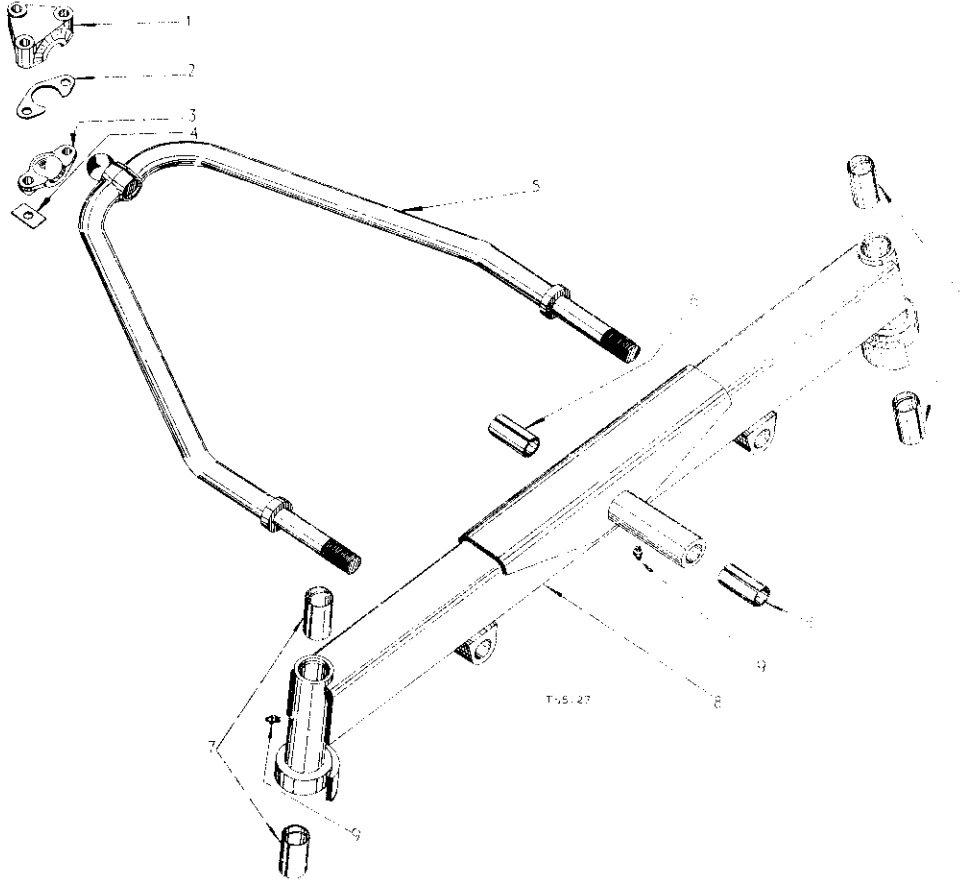
14	3044 021 R91	LINK, opte., drag comprising :-
15	3045 314 R91	SOCKET, assy., (L.H. thread)
16	705 247 R1	NUT, (L.H. thread) 3/8" BSP
17	3045 312 R1	LINK, drag
18	705 248 R1	NUT, (R.H. thread) 3/8" BSP
19	3045 320 R91	SOCKET, assy., (R.H. thread)
20	3043 937 R1	NUT, jam hex., 1" - 12 UNF (2)
21	121 362	WASHER, lock, 1" (2)
22	3044 018 R1	ARM, steering, L.H.
23	3043 927 R98	KNUCKLE, opte., steering, L.H. (comprising :- 1 OIL SEAL 48 589 D 1 SHIELD 48 541 D 1 SPACER 50 270 D 1 WASHER 50 259 D)
24	48 541 D	SHIELD, front wheel, dust (2)
25	50 259 D	WASHER, front wheel, felt (2)
26	50 270 D	SPACER, front wheel, bearing (2)
27	48 589 DA	OIL SEAL, front wheel (2))
	3042 600 R91	OIL SEAL, front wheel (2)) optional
	704 053 R91	OIL SEAL, front wheel (2))



A T T A C H M E N T S

Ref. No.	Part No.	DESCRIPTION
----------	----------	-------------

FIXED TREAD FRONT AXLE ATTACHMENT



3048 836 R91	ATTACHMENT, fixed tread front axle comprising :- FIXED TREAD FRONT AXLE HUB, front wheel (see detail list) STEERING KNUCKLES AND TIE ROD (see detail list)
1 3043 920 R1 271 560 271 566	SOCKET, ball, stay rod BOLT, hex-hd., 5/8" x 1-3/4" BOLT, hex-hd., 5/8" x 3" (2)
2 842 389 R1	SHIM, stay rod socket cap (As req'd)
3 842 388 R1	CAP, stay rod ball socket
4 842 391 R1	PLATE, lock, ball socket (3)



A T T A C H M E N T S

Ref. No.	Part No.	DESCRIPTION
----------	----------	-------------

FIXED TREAD FRONT AXLE ATTACHMENT- contd.

5 3043 919 R11 427 370 131 036	ROD, opte., stay NUT, hex., 1-3/8" UNF (3) WASHER, lock, 1-3/8" (2)
6 3043 856 R1	BUSH, front axle pivot pin (2)
7 751 942 R1	BUSH, steering knuckle pivot pin (4)
8 3044 013 R91	AXLE, w/two BUSH 3043 856 R1, four BUSH 751 942 R1 and LUBRICATOR 109 461 opte., front
9 109 461 9 138 322 H	LUBRICATOR, straight, 1/8" NPT (3) LUBRICATOR, straight, 1/8" NPT (3) optional
3043 857 R1 443 059	PIN, front axle, pivot (Factory application) PIN, groove, 3/8" x 2-3/4" (Factory application)



A T T A C H M E N T S

Ref. No.	Part No.	DESCRIPTION
----------	----------	-------------

HYDRAULIC BRAKE ATTACHMENT

BRAKE ASSEMBLIES



A T T A C H M E N T S

Ref. No.	Part No.	DESCRIPTION
----------	----------	-------------

HYDRAULIC BRAKE ATTACHMENT- contd.

BRAKE ASSEMBLIES- contd.

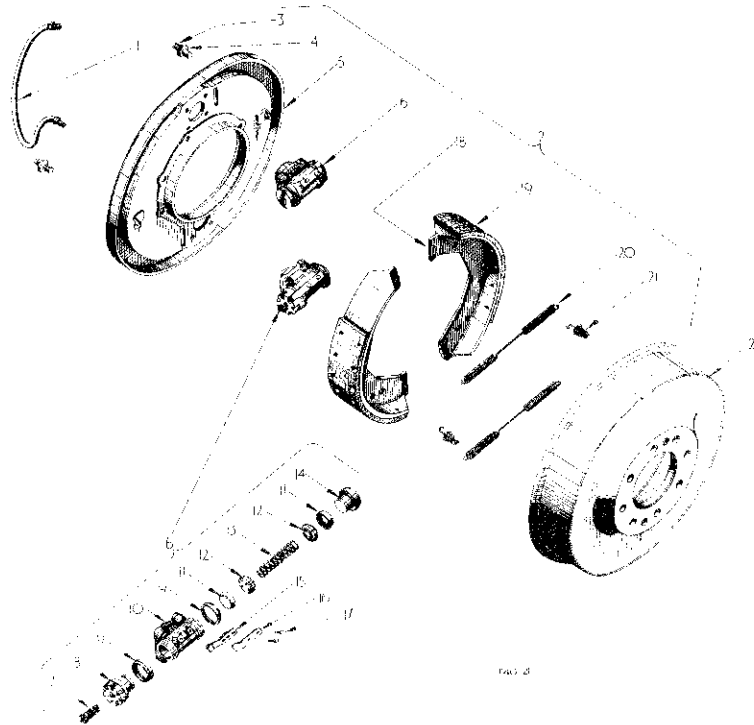


FIG. 3

3065 500 R91	ATTACHMENT, hydraulic brake
1	709 174 R91 PIPE, bridge, R.H. rear brake (Illustrated)
1	709 173 R91 PIPE, bridge, L.H. rear brake
2	709 172 R91 BRAKE, assy., 14 x 2-1/2" R.H. (Illustrated) (comprising
	1 CYLINDER 709 752 R91
	1 CYLINDER 709 753 R91
	2 NUT 709 754 R1
	- PACKAGE 709 750 R91
	- PACKAGE 709 751 R91
	2 PIN 709 753 R1
	1 PLATE 709 748 R1
	1 PLATE 709 757 R1
	8 SETSCREW 709 755 R1
	2 SHOE 709 749 R91
	2 SPRING 709 752 R1
	2 SPRING 709 756 R1)
181 139	BOLT, hex-hd., 7/16" x 1-1/4" (6)
271 509	NUT, hex., 7/16" (6)
163 322	WASHER, lock, 7/16" (6)

2	709 171 R91	BRAKE, assy., 14 x 2-1/2" L.H. (comprising
		1 CYLINDER 709 758 R91
		1 CYLINDER 709 759 R91
		2 NUT 709 754 R1
		- PACKAGE 709 750 R91
		- PACKAGE 709 751 R91
		2 PIN 709 753 R1
		1 PLATE 709 747 R1
		4 PLATE 709 757 R1
		8 SETSCREW 709 755 R1
		2 SHOE 709 749 R91
		2 SPRING 709 752 R1
		2 SPRING 709 756 R1)
	181 139	BOLT, hex-hd., 7/16" x 1-1/4" (6)
	271 509	NUT, hex., 7/16" (6)
	163 322	WASHER, lock, 7/16" (6)
3	709 753 R1	PIN, steady (4)
4	709 754 R1	NUT, lock (2)
5	709 748 R1	PLATE, back, R.H. (Illustrated)



A T T A C H M E N T S

Ref. No.	Part No.	DESCRIPTION
----------	----------	-------------

HYDRAULIC BRAKE ATTACHMENT- contd.

BRAKE ASSEMBLIES - contd.

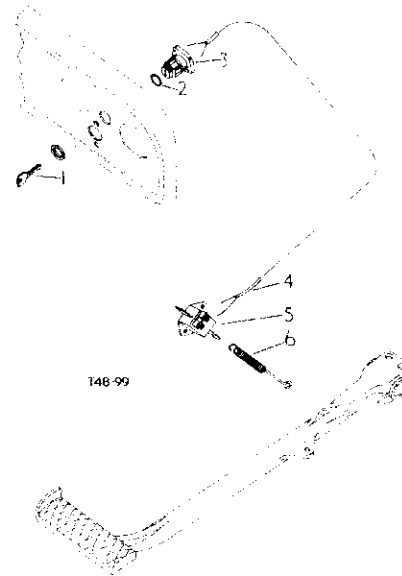
5	709 747 R1 709 757 R1 709 755 R1	PLATE, back, L.H. PLATE, locking (8) SETSCREW (16)
6	709 759 R91	CYLINDER, hydraulic, upper R.H. or lower L.H. (2)
8	709 758 R91	CYLINDER, hydraulic, lower R.H. or upper L.H. (2) each comprising :-
7	709 767 R1	SCREW, adjuster (4)
5	709 763 R1	PISTON and Dust cover (adjuster end) (4)
9	709 771 R1	SHROUD (8)
10	709 761 R1 709 769 R1	BODY, upper R.H. or lower L.H. (2) BODY, lower R.H. or upper L.H. (2)
11	709 764 R1	CUP (8)
12	709 765 R1	FILLER, cup (8)
13	709 766 R1	SPRING (4)
14	709 762 R1	PISTON and Dust cover (4)
15	709 768 R1	SPRING, clicker (4)
16	709 769 R1	LEAF, clicker spring (4)
17	709 770 R1	SCREW, thread cutting (8)
18	709 749 R91	SHOE, brake assy. (4)
19	709 751 R91	PACKAGE, lining and rivet (consisting of 2 linings and 8 rivets) service (As req'd)
20	709 752 R1	SPRING, pull-off (4)
21	709 756 R1	SPRING, steady (4)
22	709 175 R1 113 914	DRUM, brake (2) SCREW, mach., sltd-flat-hd., 5/16" x 1" (4)
	709 756 R91	PACKAGE, brake shoe lining and rivets (used in brake assemblies) service (As req'd)



A T T A C H M E N T S

Ref. No.	Part No.	DESCRIPTION
----------	----------	-------------

CLUTCH OPERATED SWITCH AND STARTER CUT-OUT SWITCH ATTACH



KEY to UNITS

	3068 050 R91	ATTACHMENT, clutch operated switch and starter cut-out switch (A)
	3068 079 R91	ATTACHMENT, clutch operated switch and starter cut-out switch (B)
Units.	Letters of these units correspond with those following the description of the parts in the list below and identifies the unit for which the part is used. Units without letters after the description indicates the part is used for all units.	
1	3062 962 R1	KEY (2)
2	3063 383 R1	RING, rubber sealing (A)
3	3062 963 R1	SWITCH, starter cut-out (A)
4	3068 051 R91	CABLE, switch to connectors (A)
5	3068 053 R1 110 623 485 141 106 497	SWITCH, assy., clutch operated NUT, screw, hex., mach, No. 10 (2) SCREW, No. 10 x 3/8" sltd-pan-hd., mach. (2) WASHER, No. 10 lock (2)
6	3068 052 R1 751 685 R91 3068 078 R91 705 897 R1 3062 961 R1	SPRING CABLE, switch to starter solenoid (A) CABLE, switch to starter solenoid (B) CONNECTOR, 1 way (2) LOCK (A)

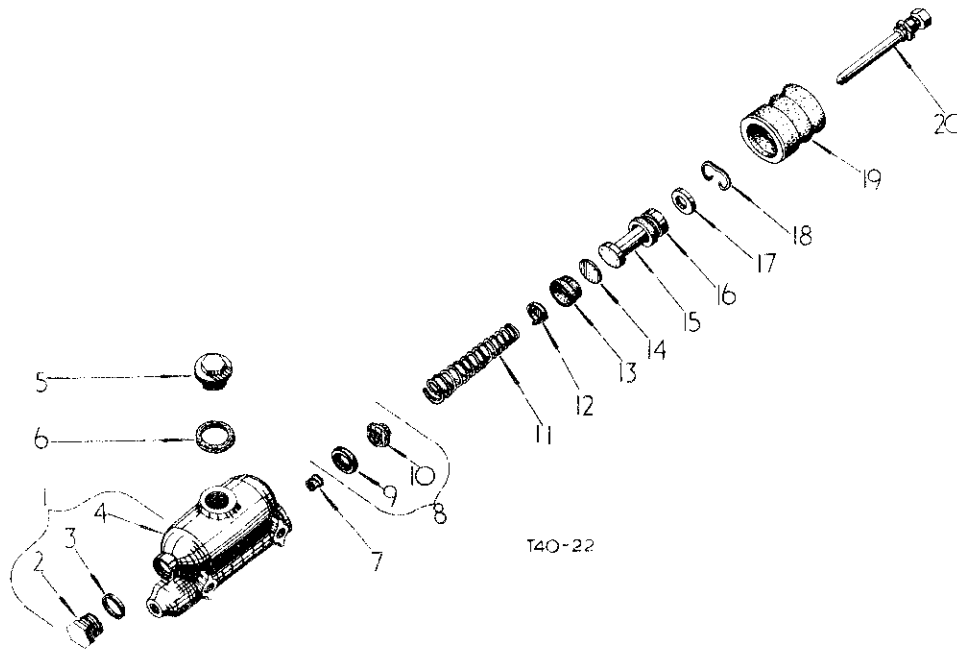


A T T A C H M E N T S

Ref No.	Part No.	DESCRIPTION
---------	----------	-------------

HYDRAULIC BRAKE ATTACHMENT - contd.

MASTER CYLINDER



	709 159 R91	CYLINDER, master, 1" comprising :-
1	709 727 R91	BODY, plug and gasket sub-assy comprising :-
2	709 743 R1	PLUG
3	709 744 R1	GASKET
4	709 742 R1	BODY, cylinder
5	709 737 R1	PLUG, filler
6	709 738 R1	GASKET
7	709 733 R1	CUP, valve
8	709 734 R91	BODY, valve and washer, sub-assy. comprising :-
9	709 746 R1	WASHER, valve
10	709 745 R1	BODY, valve



A T T A C H M E N T S

Ref. No.	Part No.	DESCRIPTION
----------	----------	-------------

HYDRAULIC BRAKE ATTACHMENT- contd.

MASTER CYLINDER- contd.

11	709 731 R1	SPRING
12	709 732 R1	RETAINER
13	709 730 R1	CUP, main
14	709 740 R1	WASHER, piston
15	709 728 R1	PISTON
16	709 729 R1	CUP, secondary
17	709 735 R1	STOP
18	709 736 R1	CIRCLIP
19	709 739 R1	BOOT
20	709 741 R1	ROD, push
	3043 320 R91	VALVE, body and cup, sub-assy., (As req'd)
	186 284	BOLT, hex-hd., 3/8" x 3-3/4" (2)
	102 635	NUT, hex., 3/8" (2)
	103 321	WASHER, lock, 3/8" (2)

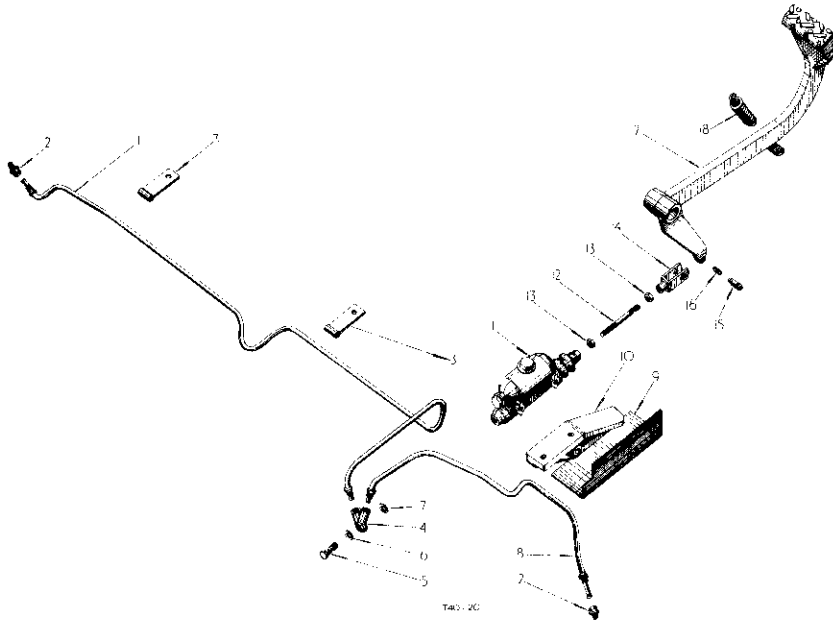


A T T A C H M E N T S

Ref. No.	Part No.	DESCRIPTION
----------	----------	-------------

HYDRAULIC BRAKE ATTACHMENT

MASTER CYLINDER, PIPES AND FOOT PEDAL



1	709 181 R91	PIPE, banjo to brake, L.H. brake
2	709 182 R1	ADAPTOR (2)
3	709 183 R1	BRACKET, brake pipe (2)
4	709 176 R1	BANJO, two way
5	709 177 R1	BOLT, banjo, 7/16" x 20 ANFS
6	709 179 R1	WASHER, banjo bolt
7	709 178 R1	WASHER, banjo bolt
8	709 180 R91	PIPE, brake - banjo to brake, R.H.
9	709 160 R1	GUARD, master cylinder
10	709 158 R1 179 884 103 323	BRACKET, master cylinder BOLT, hex-hd., 1/2" x 1-3/8" (2) WASHER, lock, 1/2" (2)
11	709 159 R91	CYLINDER, master, 1" (see detail list)
12	709 161 R1	ROD, operating, cylinder



A T T A C H M E N T S

Ref. No.	Part No.	DESCRIPTION
----------	----------	-------------

HYDRAULIC BRAKE ATTACHMENT- contd.

MASTER CYLINDER, PIPES AND FOOT PEDAL- contd.

13	709 162 R1	NUT, lock, 3/8" B.S.F. (2)
14	709 123 R1 103 374	CLEVIS, 3/8" B.S.F. PIN, cotter, 3/32" x 1"
	709 124 R1	PIN, joint, clevis
16	709 125 R1	SPRING, clevis joint, compression
17	709 163 R91 109 461	PEDAL, cpre., brake LUBRICATOR, straight, 1/8" PT
18	709 119 R1	SPRING, return, brake pedal
	709 120 R1 179 847 102 635 103 321 704 664 R1	HUB, brake lever BOLT, hex-hd., 3/8" x 2" NUT, hex., 3/8" WASHER, lock, 3/8" KEY, brake lever
	709 157 R1	SHAFT, handbrake
	709 121 R1	SPACER
	709 122 R91	JOINT, w/CLEVIS 709 123 R1, PIN 709 124 R1 and SPRING 709 125 R1 assy., clevis, 3/8" B.S.F.

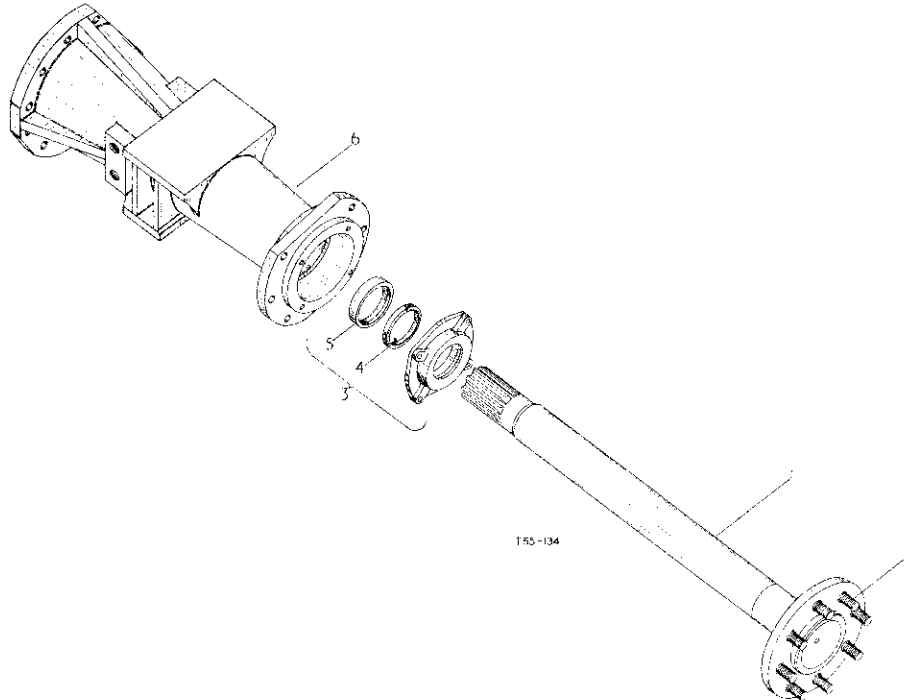


A T T A C H M E N T S

Ref. No.	Part No.	DESCRIPTION
----------	----------	-------------

HYDRAULIC BRAKE ATTACHMENT

REAR AXLE



1	3063 996 R11 703 925 R2	AXLE, w/BOLT 709 782 R2 cpte., rear NUT, disc, rear wheel (16)
2	709 782 R2	BOLT, hub, rear wheel (8)
3	709 110 R11 179 827 103 320	RETAINER, w/WASHER 703 915 R1 and SEAL 703 916 R91 cpte., rear axle bearing (2) BOLT, hex-hd., 5/16" x 2-1/4" (8) WASHER, lock, 5/16" (8)
4	703 915 R1	WASHER, felt, rear axle



A T T A C H M E N T S

Ref. No.	Part No.	DESCRIPTION
----------	----------	-------------

HYDRAULIC BRAKE ATTACHMENT- contd.

REAR AXLE- contd.

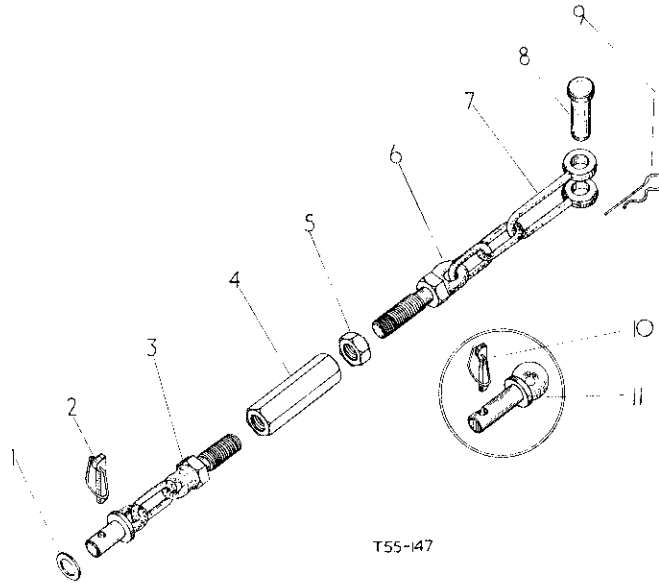
5	703 916 R91	SEAL, oil, rear axle) optional
5	703 917 R92	SEAL, oil, rear axle)
6	3061 383 R1 179 886 103 323	CARRIER, rear axle L.H. (illustrated) BOLT, hex-hd., 1/2" x 1-5/8" (10) WASHER, lock, 1/2" (10)
6	3061 382 R1 179 886 103 323	CARRIER, rear axle, R.H. BOLT, hex-hd., 1/2" x 1-5/8" (10) WASHER, lock, 1/2" (10)



A T T A C H M E N T S

Ref. No.	Part No.	DESCRIPTION
----------	----------	-------------

HEAVY DUTY CHECK CHAIN ATTACHMENT



T55-47



A T T A C H M E N T S

Ref. No.	Part No.	DESCRIPTION
----------	----------	-------------

HEAVY DUTY CHECK CHAIN ATTACHMENT- contd.

	3068 168 R91	ATTACHMENT, heavy duty check chain (*) comprising :-
	3068 168 R91	CHAIN, assy., heavy duty, check (2) comprising :-
1	49 405 H	WASHER, 27/32" x 1-1/4" x 16 ga.
2	704 212 R91	COTTER, w/RING 704 187 R1 and COTTER 700 531 R1 cpte., implement
3	3048 456 R91	CHAIN, cpte., check, tractor end
4	5048 314 R1	NUT, check chain adjustment
5	218 443 R1	NUT, jam, hex., 3/8"
6	3048 309 R91	CHAIN, cpte., check, link end

7	3068 173 R1	SHACKLE, special dee
8	Q 1 237	PIN, std-hd., 3/4" dia. x 2-1/2"
9	720 531 R1	PIN, cotter
10	704 212 R91	PIN, w/RING 704 187 R1 and COTTER 700 531 R1 cpte., cotter (2)
11	3048 458 R1	PIN, check chain (2)
	704 187 R1	RING, implement cotter clip (3)
	700 531 R1	COTTER, implement (3)

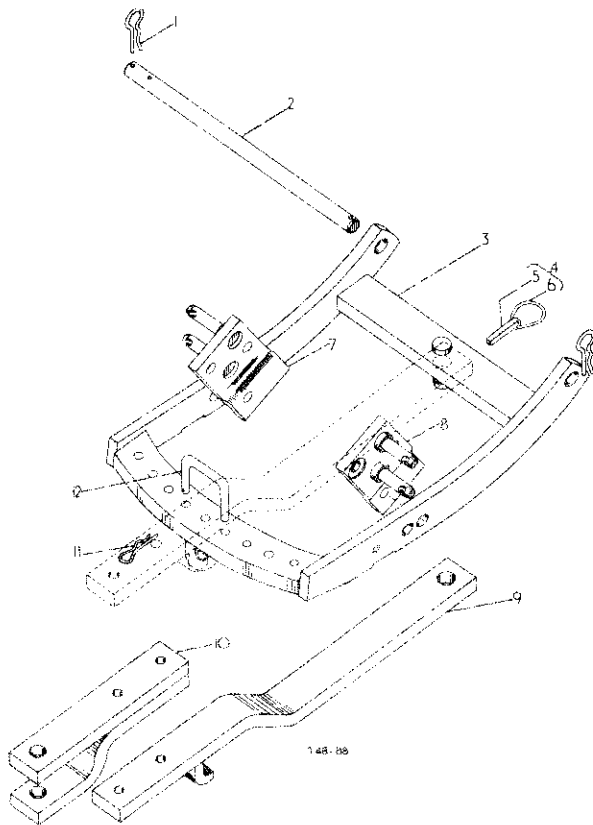
(*) Used only with Three Point Linkage Attach. 3048 451 R91



A T T A C H M E N T S

Ref. No.	Part No.	DESCRIPTION
----------	----------	-------------

SWINGING DRAWBAR ATTACHMENT



	3064 693 R91	ATTACHMENT, swinging drawbar (*)
1	700 387 R1	CLIP, spring (2)
2	704 058 R1	PIN, drawbar frame
3	3064 694 R01 271 611 220 681 103 326	FRAME, opte., drawbar BOLT, hex-hd., 3/4" x 2" (2) NUT, hex., 5/16" (2) WASHER, lock, 3/4" (2)
	3064 695 R1	RETAINER, hitch
4	704 212 R01	COTTER, w/COTTER 700 531 R1 and SPRING 704 187 R1 opte., implement
5	700 531 R1	COTTER, implement
6	704 187 R1	RING, implement cotter, snap
7	3060 786 R11 271 606 114 610	PLATE, opte., drawbar support, L.H CAPSCREW, 3/4" x 1-3/8" (2) WASHER, lock, external tooth, 3/4" (2)
8	3060 787 R11 271 606 114 610	PLATE, opte., drawbar, support R.H. CAPSCREW, 3/4" x 1-3/8" (2) WASHER, lock, external tooth, 3/4" (2)
9	3064 351 R11	DRAWBAR, opte., adjustable height swinging



A T T A C H M E N T S

Ref. No.	Part No.	DESCRIPTION
----------	----------	-------------

SWINGING DRAWBAR ATTACHMENT- contd.

10	3064 333 R11 271 570 102 639 103 325	CLEVIS, assy., drawbar (2) BOLT, hex-hd., 5/8" x 4" (2) NUT, hex., 5/8" (2) WASHER, lock, 5/8" (2)
11	720 631 R1	PIN, cotter
12	704 061 R5	PIN, stop, swinging drawbar

(*) Only fitted w/Automatic Hitch Att. 3064 694 R91

HEAVY DUTY BACK END ATTACHMENT

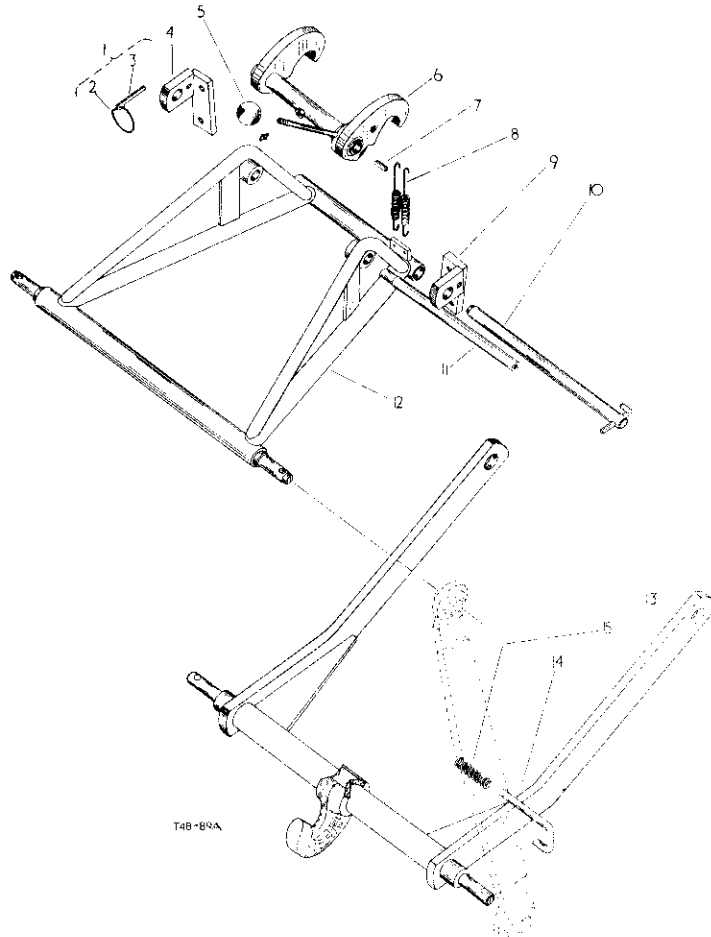
3068 365 R01	ATTACHMENT, heavy duty back end comprising -
703 936 R1 711 272 R2	BUSH, reverse idler gear, front BUSH, reverse idler gear, rear
3016 363 R1 3046 387 R1 179 836	CARRIER, rear axle, L.H CARRIER, rear axle, R.H BOLT, hex-hd., 1/2" x 1-3/8" (2)
3064 101 R01	CASE, opte., transmission (comprising
	1 BUSH 703 936 R1 1 BUSH 711 272 R2 2 LUBRICATOR 109 462 2 PIN 141 284 3 PLUG 103 868 1 PLUG 192 575)
709 109 R1	GASKEY, rear axle bearing retainer (1)
103 462	LUBRICATOR, 1/8" PT. x 9/16" (2)
703 916 R01 703 917 R01	OIL SEAL, rear axle) optional OIL SEAL, rear axle)
141 284	PIN, dowel, 1/2" x 1-1/8" (2)
103 868 219 136	PLUG, pipe, sq-hd., 1/2" (3)) optional PLUG, pipe, sq-hd., 1/2" (3))
179 575	PLUG, expansion, 1-9/16" dia.
709 110 R11	RETAINER, w/OIL SEAL 703 916 R01 and WASHER 703 915 R01 opte., rear axle bearing (2)
179 827 103 320 703 915 R92	BOLT, hex-hd., 5/16" x 2-1/4" (3) WASHER, lock, 5/16" (3) WASHER, rear axle, felt (2)



ATTACHMENTS

Ref. No.	Part No.	DESCRIPTION
----------	----------	-------------

AUTOMATIC HITCH ATTACHMENT



ATTACHMENTS

Ref. No.	Part No.	DESCRIPTION
----------	----------	-------------

AUTOMATIC HITCH ATTACHMENT- contd.

	3064 684 R91	ATTACHMENT, automatic hitch (*)
1	704 212 R31	COTTER, w/COTTER 700 531 R1 and RING 704 187 R1 cpte., implement
2	704 187 R1	RING, implement cotter, snap
3	700 531 R1	COTTER, implement
4	3064 688 R11 179 883 193 323	BRACKET, assy., L.H. pivot BOLT, hex-hd., 1/2" x 1-1/4" (2) WASHER, lock, 1/2" (2)
5	3063 270 R1	BALL, 1-1/2" dia.
6	3064 679 R91 138 322 H 169 161	LATCH, w/PIN 442 955 cpte., radius LUBRICATOR, 1/8" P.T. straight) LUBRICATOR, 1/8" P.T. straight) optional
7	442 955	PIN, groove, type 2, 5/16" x 3/4"
8	3064 687 R1	SPRING, tension (2)
9	3064 689 R11 179 883 163 323	BRACKET, assy., pivot, R.H. BOLT, hex-hd., 1/2" x 1-1/4" (2) WASHER, lock, 1/2" (2)

10	3064 691 R11	PIN, cpte., pivot
11	3068 860 R1	SHAFT, pivot
12	3064 670 R93	ARM, cpte., radius
13	3064 665 R92	HOOK, cpte., trailer
14	704 281 R2 103 385 575 808 R1	PIN, automatic hitch retainer PIN, cotter, 1/8" x 1" WASHER, plain, 19/32" x 1" x 16 ga.
15	704 282 R2 3064 669 R92	SPRING, automatic hitch retainer ARM, cpte., radius (comprising
		1 ARM 3064 670 R93
		1 BALL 3063 270 R1
		2 BOLT 179 883
		1 LATCH 3064 679 R91
		1 LUBRICATOR 138 322 H
		1 SHAFT 3064 686 R1
		2 SPRING 3064 687 R1
		2 WASHER PO 10 532)
	179 835 PO 10 532	BOLT, hex-hd., 5/8" x 5/8" (2) WASHER, plain, 13/32" x 1-1/4" x 11 ga (2)

(*) Can only be fitted to tractor fitted w/Vari-Touch Hyd. Lift Attach. Swinging Drawbar Attach and Three Point Linkage Attach.



A T T A C H M E N T S

Ref. No.	Part No.	DESCRIPTION
----------	----------	-------------

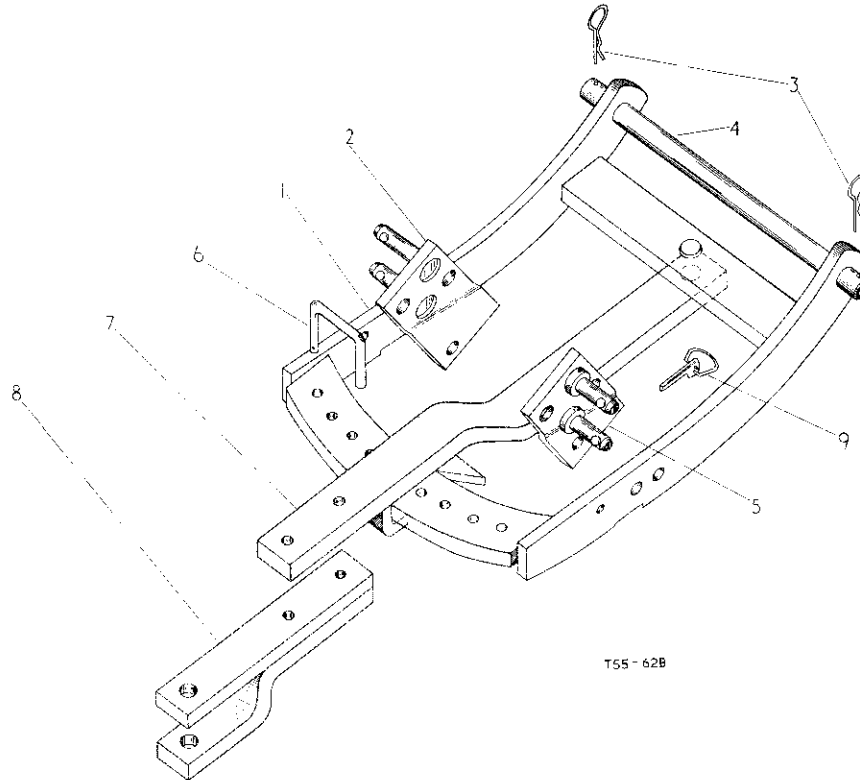
DRAWBAR ATTACHMENT



A T T A C H M E N T S

Ref. No.	Part No.	DESCRIPTION
----------	----------	-------------

DRAWBAR ATTACHMENT- contd.



T55-62B

	3068 381 R91	ATTACHMENT, drawbar (*)			
1	704 022 R93 271 611 220 081 103 323	FRAME, cpte., drawbar BOLT, hex-hd., 3/4" x 2" (2) NUT, hex., 3/4" (2) WASHER, lock, 3/4" (2)	6	704 061 R5 720 031 R1	PIN, stop, swinging drawbar PIN, cotter
2	3060 786 R11 271 606 114 610	PLATE, cpte., support, drawbar, L.H. SCREW, cap, hex-hd., 3/4" x 1-3/8" (2) WASHER, lock, external tooth, 3/4" (2)	7	3068 370 R11 223 444 102 639	DRAWBAR, cpte., swinging, adjustable height BOLT, hex-hd., 5/8" x 4" (2) NUT, hex., 5/8" (2)
3	3067 210 R1	CLIP, spring (2)	8	3064 333 R11 223 444 102 639	CLEVIS, assy., drawbar BOLT, hex-hd., 5/8" x 4" (2) NUT, hex., 5/8" (2)
4	704 058 R1	PIN, drawbar frame	9	704 212 R91 700 531 R1 704 187 R1	COTTER, cpte., implement COTTER, implement RING, clip, implement cotter
5	3060 787 R11 271 606 114 610	PLATE, cpte., support, drawbar, R.H. SCREW, cap, hex-hd., 3/4" x 1-3/8" (2) WASHER, lock, external tooth, 3/4" (2)			

(*) For use on machines fitted with 1,000 r. p. m. but not with three Point Linkage Attachment 3044 336 R91



A T T A C H M E N T S

Ref. No.	Part No.	DESCRIPTION
----------	----------	-------------

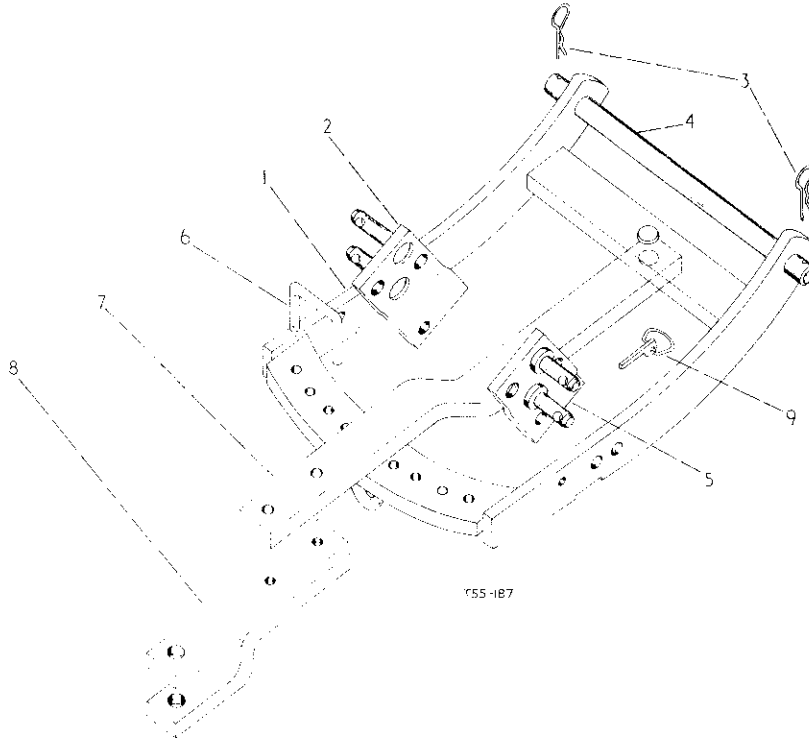
DRAWBAR ATTACHMENT



A T T A C H M E N T S

Ref. No.	Part No.	DESCRIPTION
----------	----------	-------------

DRAWBAR ATTACHMENT- contd.



	3068 984 R91	ATTACHMENT, drawbar (*)	6	704 061 R5 720 631 R1	PIN, stop, swinging drawbar PIN, cotter
1	3064 694 R91 271 612 220 081	FRAME, cpte., drawbar BOLT, hex-hd., 3/4" x 2-1/4" (2) NUT, hex., 3/4" (2)	7	3068 370 R11 223 444 102 639	DRAWBAR, cpte., swinging, adjustable height BOLT, hex-hd., 5/8" x 4" (2) NUT, hex., 5/8" (2)
2	3060 786 R11 271 606 114 610	PLATE, cpte., support, drawbar, L.H. CAPSCREW, hex-hd., 3/4" x 1-3/8" (2) WASHER, lock, external tooth, 3/4" (2)	8	3064 333 R11 223 444 102 639	CLEVIS, assy., drawbar BOLT, hex-hd., 5/8" x 4" (2) NUT, hex., 5/8" (2)
3	3067 210 R1	CLIP, spring (2)	9	704 212 R91 700 531 R1 704 187 R1	COTTER, cpte., implement COTTER, implement RING, clip, implement cotter
4	704 058 R1	PIN, drawbar frame			
5	3060 787 R11 271 606 114 610	PLATE, cpte., support, drawbar, R.H. CAPSCREW, hex-hd., 3/4" x 1-3/8" (2) WASHER, lock, external tooth, 3/4" (2)			

(*) For use on machines fitted with 1,000 r.p.m. and Automatic Hitch Attachment 3064 664 R91

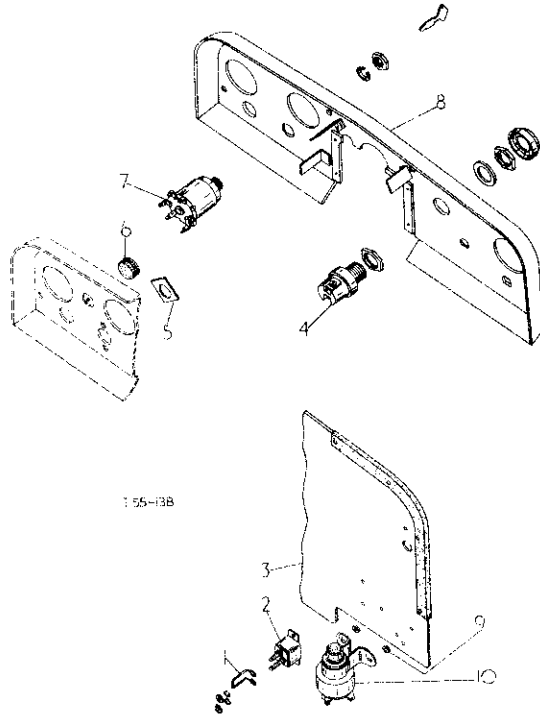


A T T A C H M E N T S

Ref. No.	Part No.	DESCRIPTION
----------	----------	-------------

COLD STARTING ATTACHMENT

INSTRUMENT PANEL



KEY TO UNITS

	ATTACHMENT, cold starting (Factory application)	(A)
3066 545 R93	ATTACHMENT, cold starting	(B)

Units. Letters of these units correspond with those following the description of the parts in the list below and identifies the unit for which the part is used. Units without letters after the description indicates the part is used for all units.

1	3066 558 R1	ELEMENT, ballast resistor (.040 ohms)	
2	3062 302 R91	BREAKER, circuit	
	426 915	NUT, screw, mach., hex., No. 8 (2)	
	436 714	SCREW, mach., sltd-pan-hd., No. 8 x 1/2" (2)	
	121 341	WASHER, lock, No. 8 (2)	
3	3045 090 R94	PLATE, w/Air Cleaner Support Bracket cpte., hood guide (A)	
4	3064 793 R91	RESISTOR, indicator (.057 ohms)	
4	3042 230 R91	RESISTOR, indicator (.057 ohms)	
5	3066 556 R1	PLATE, mounting, key switch (B)	
6	3066 557 R1	GROMMET, rubber, blanking (B)	
7	3048 227 R91	SWITCH, combined starter and glow plug	
	3080 876 R1	KEY, (2)	
8	3063 677 R11	PANEL, cpte., instrument (A)	
8	3063 677 R12	PANEL, cpte., instrument (B As req'd)	



A T T A C H M E N T S

Ref. No.	Part No.	DESCRIPTION
----------	----------	-------------

COLD STARTING ATTACHMENT- contd.

INSTRUMENT PANEL- contd.

9	3066 741 R1	SPACER, (2)
10	3066 743 R91	SWITCH, solenoid starter
	103 089	NUT, mach., screw, hex-hd., No. 12 (2)
	113 809	SCREW, mach., sltd-rd-hd., No. 12 x 9/16" (2)
	106 498	WASHER, lock, No. 12 (2)
	3066 560 R91	CABLE, battery - starter
	3068 044 R91	CABLE, starter - earth
	707 939 R91	STRAP, battery - earth
	3067 821 R1	CLIP, cable, for 1/4" bolt
	180 016	BOLT, hex-hd., 1/4" x 1/2"
	120 375	NUT, 1/4"
	120 380	WASHER, lock, 1/4"
	708 114 R1	CLIP, cable (3)) optional
	56 273 D	CLIP, cable (3))
	3066 555 R91	CABLE, circuit breaker - No. 4 glow plug
	3066 742 R92	HARNESS, main cable
	708 127 R2	WIRE, connecting, No. 3 to No. 4 and No. 1 to No. 2 glow plug

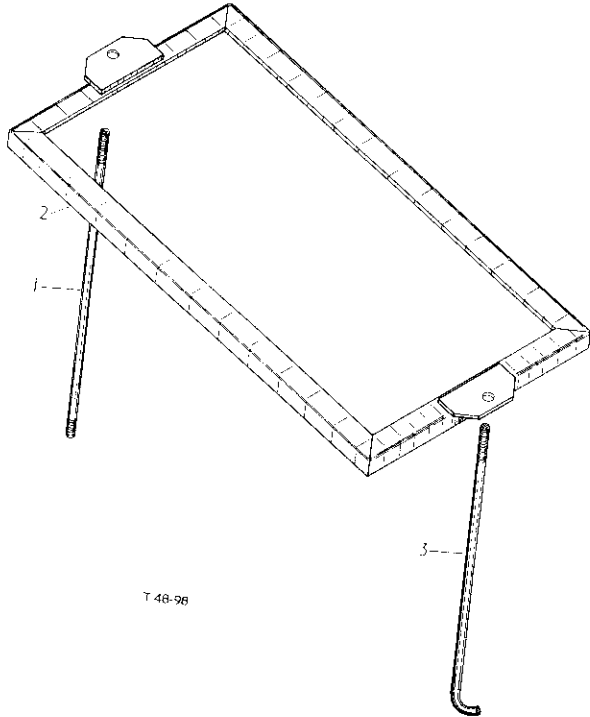


ATTACHMENTS

Ref No	Part No.	DESCRIPTION
--------	----------	-------------

COLD STARTING ATTACHMENT- contd.

BATTERY RETAINER



1	3068 043 R1	STUD, battery hold down, long (B)
1	3066 550 R1	STUD, battery hold down (A)
	18 306 R1	NUT, lock, 1/4" x 20
	120 392	WASHER, plain, 9/32" x 5/8" x .065"
2	3066 559 R91	RETAINER, cpte., battery (A)
3	3066 551 R1	BOLT, battery hold down (A)
3	3068 042 R1	BOLT, battery hold down, long (B)
	3066 547 R91	CARRIER, cpte., battery, order CARRIER
	3065 744 R91	
	126 177	NUT, wing, type "A" (A2)

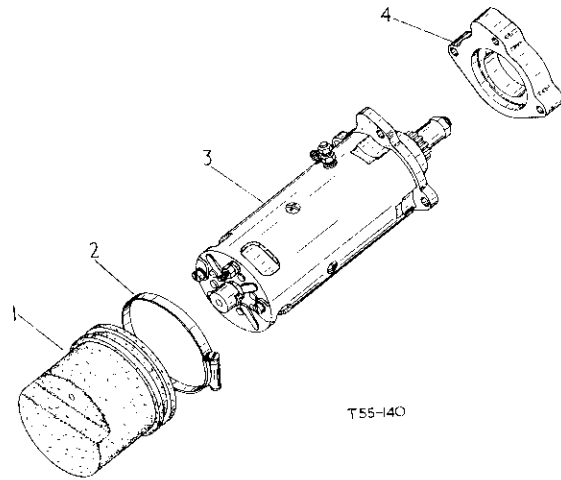


ATTACHMENTS

Ref. No.	Part No.	DESCRIPTION
----------	----------	-------------

COLD STARTING ATTACHMENT- contd.

STARTER MOTOR AND CRANKCASE



1	3064 053 R1	SHEATH, protective
2	708 404 R91	CLIP, jubilee, 5"
3	3066 553 R91	MOTOR, cpte., starter (12 volt) (see detail list)
	179 848	BOLT, hex-hd., 3/8" x 2-1/4" long (3)
4	3066 554 R1	SPACER, starter motor
	706 610 R1	BOOT, rubber
	3066 563 R91	CRANKCASE, cpte., (Factory)
	3066 563 R91	CRANKCASE, cpte., (service only)
		(As req'd)

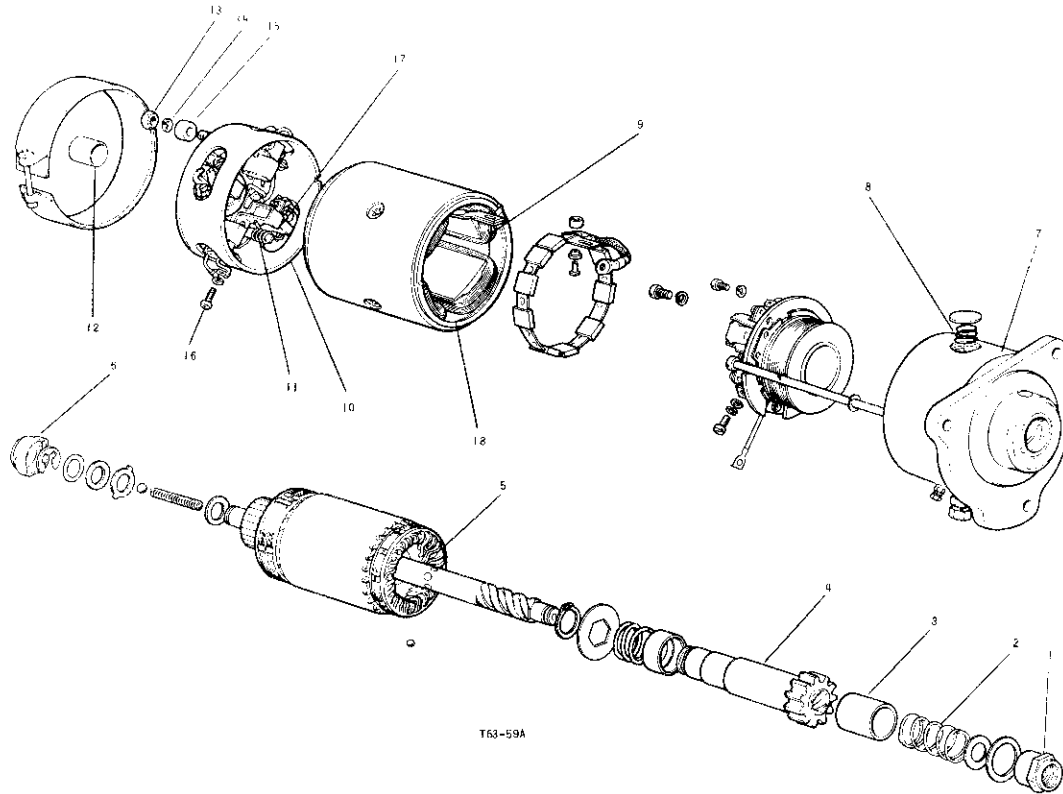


A T T A C H M E N T S

Ref. No.	Part No.	DESCRIPTION
----------	----------	-------------

STARTER MOTOR

COLD STARTING ATTACHMENT - contd.



3066 553 R91	MOTOR, starter, 12 V (comprising	
	1 ARMATURE	3067 828 R91
	1 CAP	3067 827 R91
	1 COIL	3067 824 R91
	1 COVER	3067 830 R1
	2 INSULATOR	3064 979 R1
	2 INSULATOR	3067 825 R1
	1 NUT	3067 832 R1
	1 PINION	3067 829 R1
	1 SHIELD	3067 823 R91
	1 SHIELD	3067 826 R91
	1 SPRING	3045 214 R1
	1 SPRING	3067 831 R1)
1	3067 832 R1	NUT, pinion, stop
2	3067 831 R1	SPRING, pinion
3	3067 830 R1	COVER, spring
4	3067 829 R1	PINION
5	3067 828 R91	ARMATURE, assy.
6	3067 827 R91	CAP, end assy.



A T T A C H M E N T S

Ref. No.	Part No.	DESCRIPTION
----------	----------	-------------

STARTER MOTOR

COLD STARTING ATTACHMENT - contd.

7	3067 826 R91	SHIELD, D.E. assy.
8	3045 214 R1	SPRING, oiler
9	3067 824 R91	COIL, field assy.
10	3067 823 R91	SHIELD, C.E. assy. comprising :-
11	3045 208 R1	BRUSH SPRING (4)
12	3065 977 R1	BEARING
13	3064 975 R1	NUT, terminal
14	706 423 R1	WASHER, terminal spring
15	3064 972 R1	SPACER (4)
16	706 428 R1	SCREW BUSH (4)
17	3068 411 R91	SET of BRUSHES
18	3064 979 R1	INSULATOR, (small) (2)
18	3067 825 R1	INSULATOR, (large) (2)

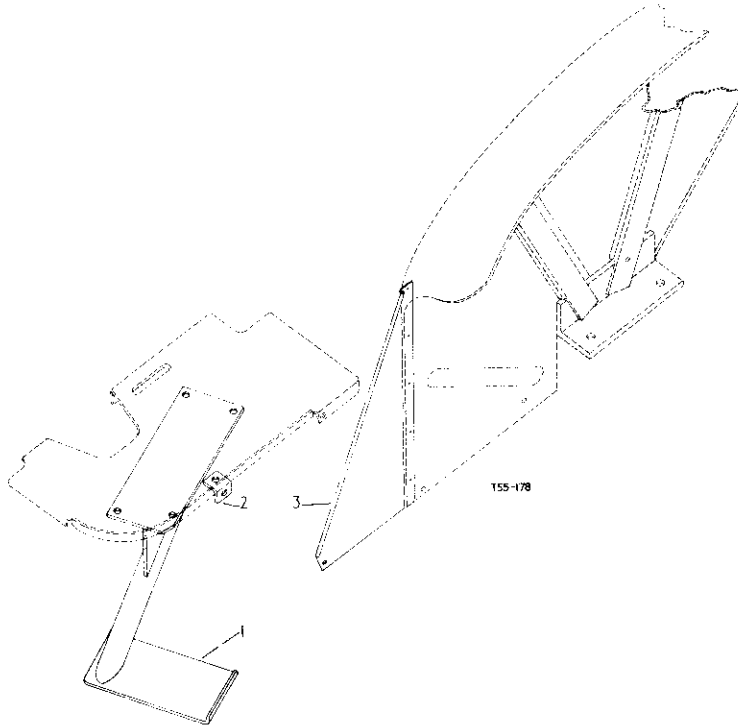


A T T A C H M E N T S

Ref. No.	Part No.	DESCRIPTION
----------	----------	-------------

SAFETY REGULATION FIELD PACKAGES

FENDER EXTENSIONS, MOUNTING STEP and FAN GUARDS



	3068 363 R92	PACKAGE, safety regulation field (Diesel and Petrol) (Domestic)
1	3069 123 R91	STEP, cpte., mounting
	179 838	BOLT, hex-hd., 3/8" x 7/8" (4)
	102 635	NUT, hex., 3/8" (4)
	103 321	WASHER, lock, 3/8" (4)
2	3069 125 R1	BRACKET, footplate, L.H. (Illustrated)
	179 837	BOLT, hex-hd., 3/8" x 3/4"
	179 838	BOLT, hex-hd., 3/8" x 7/8"
	102 635	NUT, hex., 3/8" (2)
	103 321	WASHER, lock, 3/8" (2)



A T T A C H M E N T S

Ref. No.	Part No.	DESCRIPTION
----------	----------	-------------

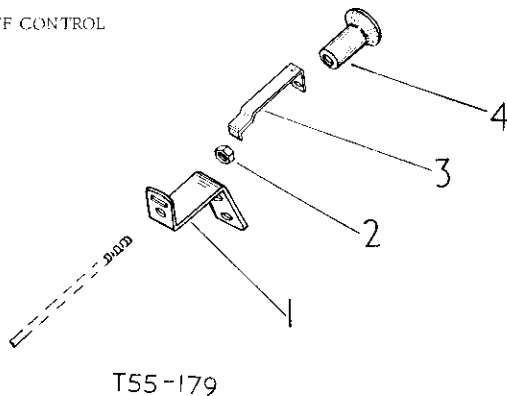
SAFETY REGULATION FIELD PACKAGES- contd.

FENDER EXTENSIONS, MOUNTING STEP and FAN GUARDS- contd.

2	3069 201 R1	BRACKET, footplate, R.H.
	179 837	BOLT, hex-hd., 3/8" x 3/4" (2)
	102 635	NUT, hex., 3/8" (2)
	103 321	WASHER, lock, 3/8" (2)
3	3066 639 R11	EXTENSION, cpte., R.H. fender (Illustrated)
	178 974	SCREW, sltd-pan-hd., tapping, No. 14 x 1/2" (5)
3	3066 640 R11	EXTENSION, cpte., L.H. fender
	178 974	SCREW, sltd-pan-hd., tapping, No. 14 x 1/2" (5)
	3066 654 R11	GUARD, fan, L.H.
	3066 655 R11	GUARD, fan, R.H.
	178 974	SCREW, self tapping, No. 14 (5)

SAFETY REGULATION FIELD PACKAGES

FUEL SHUT-OFF CONTROL



SAFETY REGULATION FIELD PACKAGES- contd.

FUEL SHUT-OFF CONTROL- contd.

1	3069 122 R1	BRACKET, fuel, shut-off rod support
	179 793	BOLT, hex-hd., 1/4" x 5/8" (2)
	109 084	NUT, hex., 1/4" (2)
	103 319	WASHER, lock, 1/4" (2)
2	706 216 R1	NUT, hex., 2 BA
3	3066 382 R1	SPRING, stop control retaining
4	3066 381 R1	KNOB, stop control



A T T A C H M E N T S

Ref. No.	Part No.	DESCRIPTION
----------	----------	-------------

SAFETY REGULATION FIELD PACKAGES (Domestic)

3068	366 R91	PACKAGE, safety regulation field (Diesel and Petrol) equipped with std. Hydraulic Lift comprising :-
3040	078 R2	STRIP, quadrant
180	118	BOLT, hex-hd., 3/8" x 5/8" (2))
120	377	NUT, hex., 3/8" (2))
120	382	WASHER, lock, 3/8" (2)) (cad. or zinc pltd.)



A T T A C H M E N T S

Ref. No.	Part No.	DESCRIPTION
----------	----------	-------------

SAFETY REGULATION FIELD PACKAGES (Domestic)

KEY to UNITS

3068	367 R91	PACKAGE, safety regulation field (Diesel and Petrol) equipped with Auxiliary Valve (control lever assy., for 1 valve) (A)
3068	368 R91	PACKAGE, safety regulation field (Diesel and Petrol) equipped with Auxiliary Valve (control lever assy., for 2 valves) (B)
3068	369 R91	PACKAGE, safety regulation field (Diesel and Petrol) equipped with Auxiliary Valve (control lever assy., for 3 valves) (C)

Units. Letters of these units correspond with those following the description of the parts in the list below and identifies the unit for which the part is used. Units without letters after the description indicates the part is used for all units.

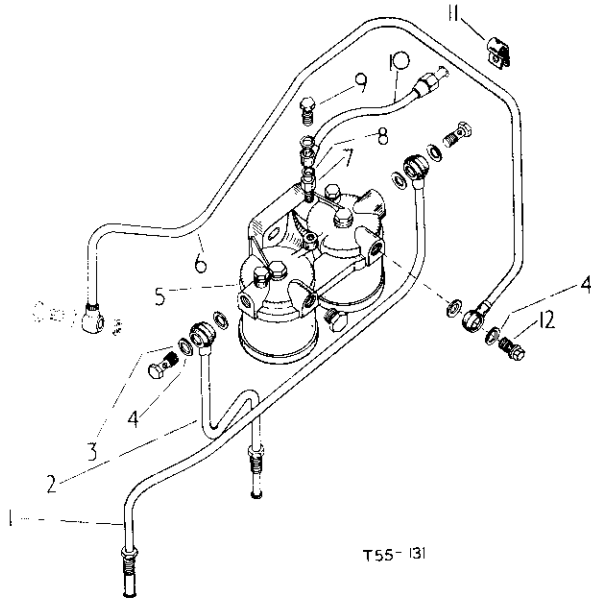
3067	249 R91	SHAFT, assy., cross
3067	252 R91	SPINDLE, control lever
180	123	BOLT, hex-hd., 3/8" x 1-1/8" (2))
120	377	NUT, hex., 5/8")
120	382	WASHER, lock, 3/8" (3)) (cad. or zinc pltd.)
3067	253 R91	LEVER, pivot and bracket control assy. (B)
3067	246 R91	LEVER, pivot and bracket control assy. (C)
454	497	BOLT, hex-hd., 3/8" x 4-3/4" (B2) (cad. or zinc pltd.)
120	382	WASHER, lock, 3/8" (B2) (cad. or zinc pltd.)



A T T A C H M E N T S

Ref. No.	Part No.	DESCRIPTION
----------	----------	-------------

TWIN FUEL FILTER ATTACHMENT



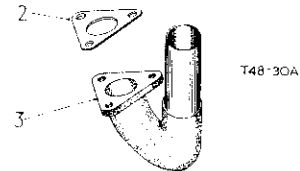
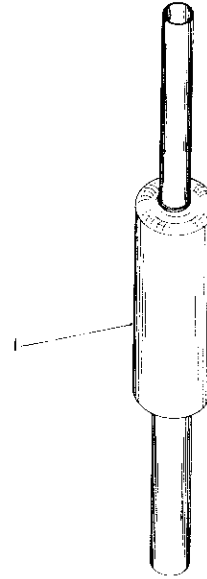
	3064 786 R91	ATTACHMENT, twin fuel filter comprising :-
1	3064 791 R91	PIPE, fuel-eccs fuel, (inj. pump to filter)
2	3064 790 R91	PIPE, fuel - cpte., (filter in inj. pump)
3	708 296 R1	BOLT, banjo, fuel filter (2)
4	708 297 R1	WASHER, fuel filter banjo bolt (6)
5	3048 142 R51 179 841 103 321	BOWL, cpte., twin, less fuel filter BOLT, hex-hd., 3/8" x 1-1/4" (2) WASHER, lock, 3/8" (2)
6	3064 789 R91	PIPE, cpte., fuel, (feed pump to filter)
7	3043 646 R1 3049 111 R1	VALVE, ball check assy. WASHER
8	701 735 R1	WASHER (2)
9	3043 647 R1	SCREW, connection
10	3064 792 R91	PIPE, fuel - (filter air bleed to return pipe)cpte.
11	3043 655 R1 179 793 109 084 103 319	CLIP, fuel pipe BOLT, hex-hd., 1/4" x 5/8" NUT, hex., 1/4" WASHER, lock, 1/4"
12	3064 788 R1	BOLT, banjo, fuel filter (inlet)



A T T A C H M E N T S

Ref. No.	Part No.	DESCRIPTION
----------	----------	-------------

UPSWEPT EXHAUST ATTACHMENT (Petrol)



	3060 307 R91	ATTACHMENT, upswept exhaust (Petrol) (*)
1	3046 360 R91	SILENCER, cpte., exhaust)
1	3046 361 R91	SILENCER, cpte., exhaust) optional
1	3046 362 R92	SILENCER, cpte., exhaust)
2	3060 566 R1	GASKET, exhaust flange
3	3060 565 R1 179 842 103 321	PIPE, cpte., exhaust manifold to silencer BOLT, hex-hd., 3/8" x 1-3/8" (3) WASHER, lock, 3/8" (3)

Use on machines with Engine Serial
No. BC-144/2001 up



A T T A C H M E N T S

Ref. No.	Part No.	DESCRIPTION
----------	----------	-------------

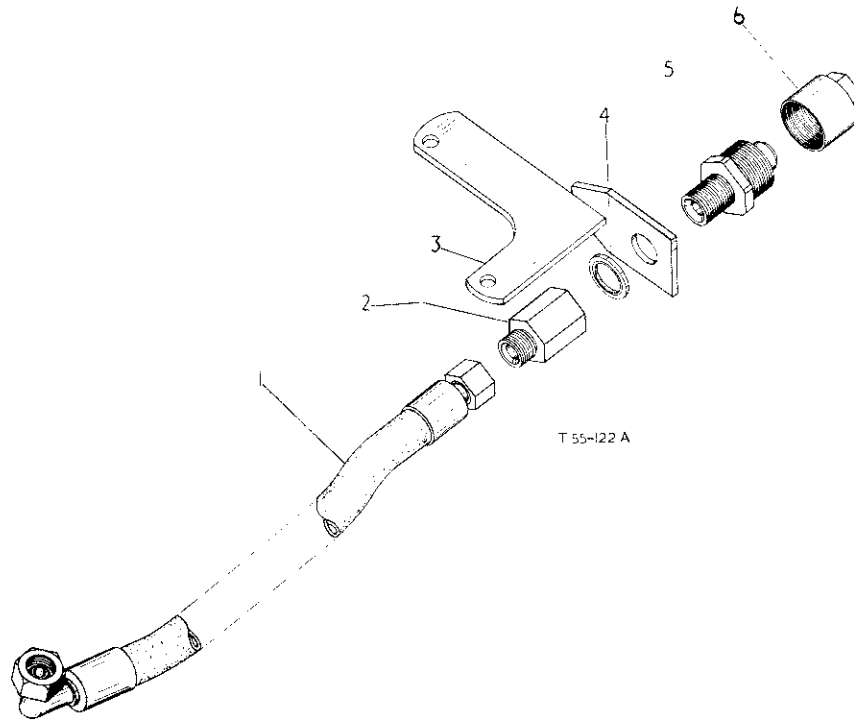
SELF SEALING COUPLING ATTACHMENT (Single Acting Valve)



A T T A C H M E N T S

Ref. No.	Part No.	DESCRIPTION
----------	----------	-------------

SELF SEALING COUPLING ATTACHMENT (Single Acting Valve) - contd.



	3063 991 R32	ATTACHMENT, self sealing coupling
1	3063 987 R91	HOSE, flexible
2	3063 984 R1	ADAPTOR, coupling to hose (2)
3	3065 083 R91 179 843	SUPPORT, assy., coupling BOLT, hex-hd., 3/8" x 1-1/2"
4	704 337 R1	WASHER, Dowty, 1/2" BSP
5	3041 962 R91	COUPLING, self sealing, male half)
5	705 579 R31	COUPLING, self sealing, Dowty, male half) optional
6	705 578 R1	CAP, dust, coupling) optional
6	3041 963 R1	CAP, dust)



ATTACHMENTS

Ref. No.	Part No.	DESCRIPTION
----------	----------	-------------

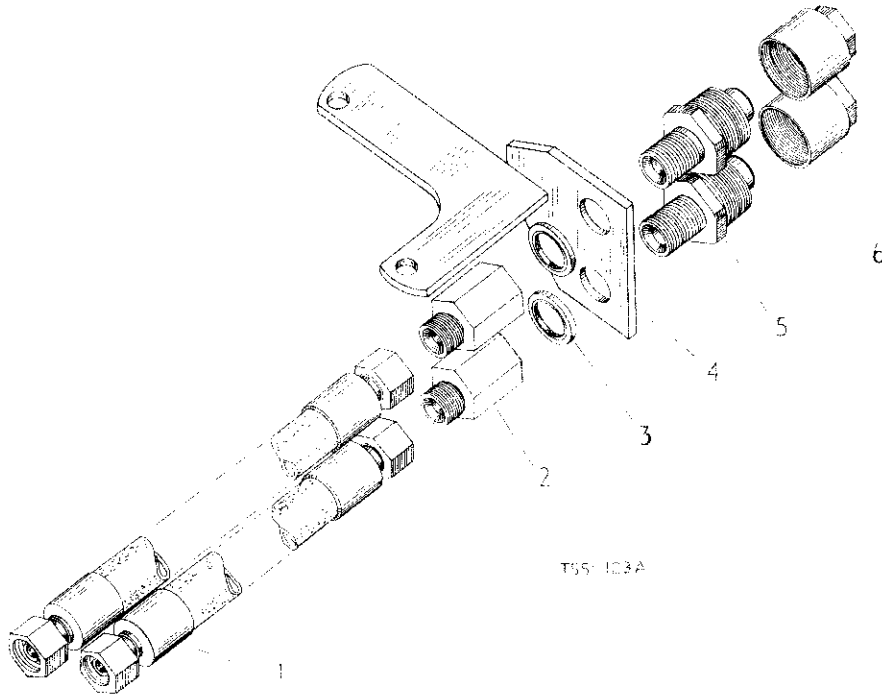
SELF SEALING COUPLING ATTACHMENT (Double Acting Valve)



ATTACHMENTS

Ref. No.	Part No.	DESCRIPTION
----------	----------	-------------

SELF SEALING COUPLING ATTACHMENT (Double Acting Valve) - contd.



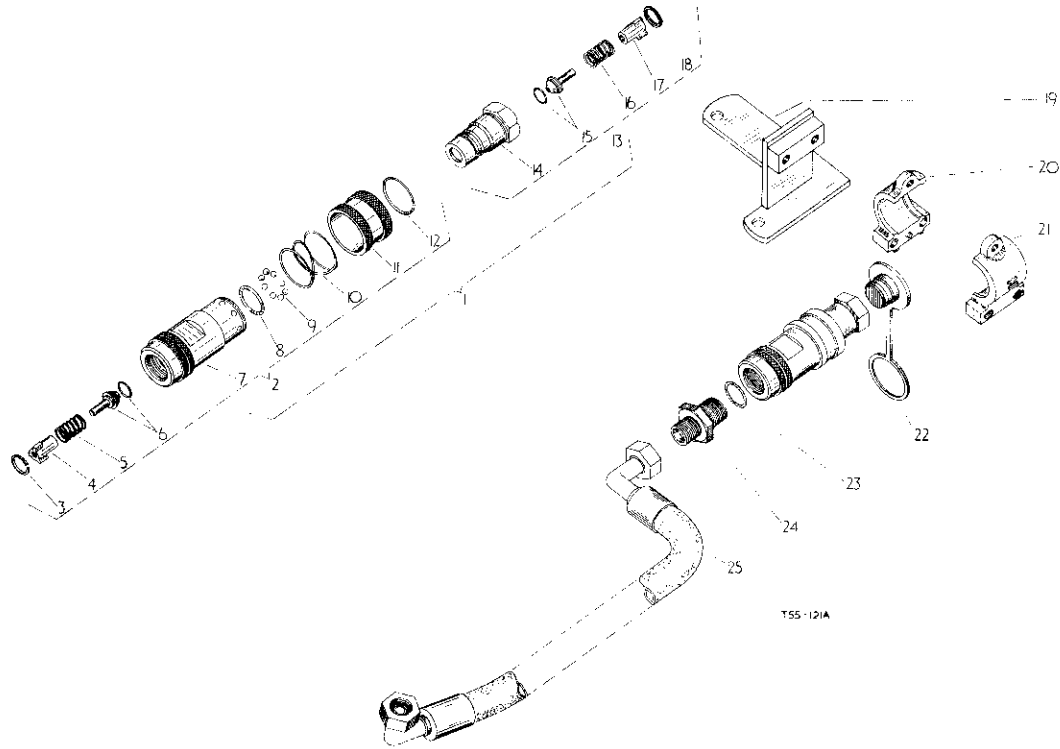
	6063 998 R01	ATTACHMENT, self seating coupling
1	6063 968 R91	HOSE, flexible (2)
2	6063 984 R1	ADAPTOR, coupling to hose (2)
3	764 837 R1	WASHER, Dowty, 1/2" BSP (2)
4	6065 081 R91 179 843	SUPPORT, assy., coupling BOLT, hex-hd., 3/8" x 1-1/2"
5	641 902 R91	COUPLING, self sealing, male half (2)
6	766 179 R91	COUPLING, Dowty self sealing, male half (2) optional
7	768 878 R91	CAP, dust, coupling (2)
8	6041 983 R01	CAP, dust (2)



A T T A C H M E N T S

Ref. No.	Part No.	DESCRIPTION
----------	----------	-------------

SELF SEALING COUPLING ATTACHMENT (Breakaway Coupling)



	3063 992 R92	ATTACHMENT, self sealing coupling (*)
i	374 781 R92	COUPLING, cpte. (2) (each comprising 1 COUPLING 374 779 R92 1 COUPLING 374 780 R92)
2	374 780 R92	COUPLING, assy., female comprising :-
3	378 051 R1	RING, retainer
4	378 043 R1	RETAINER, check valve spring
5	371 121 R1	SPRING, check ball, retaining
6	378 042 R11	VALVE, cpte., check
7	374 785 R2	BODY, female coupling
8	254 691 R1	"O" RING
9	16 006 R1	BALL, steel, 3/16" dia. (Grade 2) (8)
10	371 123 R1	SPRING, lock, ball retainer (2)
11	371 119 R1	RETAINER, lock, ball
12	371 120 R1	STOP, lock ball retainer
13	374 779 R92	COUPLING, assy., male comprising :-
14	374 787 R2	BODY, male coupling



A T T A C H M E N T S

Ref. No.	Part No.	DESCRIPTION
----------	----------	-------------

SELF SEALING COUPLING ATTACHMENT (Breakaway Coupling)- contd.

15	378 042 R11	VALVE, cpte., check
16	371 121 R1	SPRING, check, ball retaining
17	378 043 R1	RETAINER, check valve spring
18	378 051 R1	RING, retainer
19	3065 078 R11	PLATE, assy., coupling support
	180 020	BOLT, hex-hd., 1/4" x 3/4" (2)
	180 083	BOLT, hex-hd., 5/16" x 1-1/2" (2)
	179 843	BOLT, hex-hd., 3/8" x 1-1/2" (2)
	120 380	WASHER, lock, 1/4" (2)
	120 214	WASHER, lock, 5/16" (2)
20	3063 989 R1	FRAME
21	3063 988 R1	CLAMP
22	373 230 R1	SEAL, dust (2)
23	704 596 R1	"O" RING, BS. OS. 14 (2)
24	3060 799 R1	ADAPTOR, hose
25	3063 993 R91	HOSE, flexible

(*) This Attachment can only be fitted to machines already fitted with Single Acting Auxiliary Valve Attachment



A T T A C H M E N T S

Ref. No.	Part No.	DESCRIPTION
----------	----------	-------------

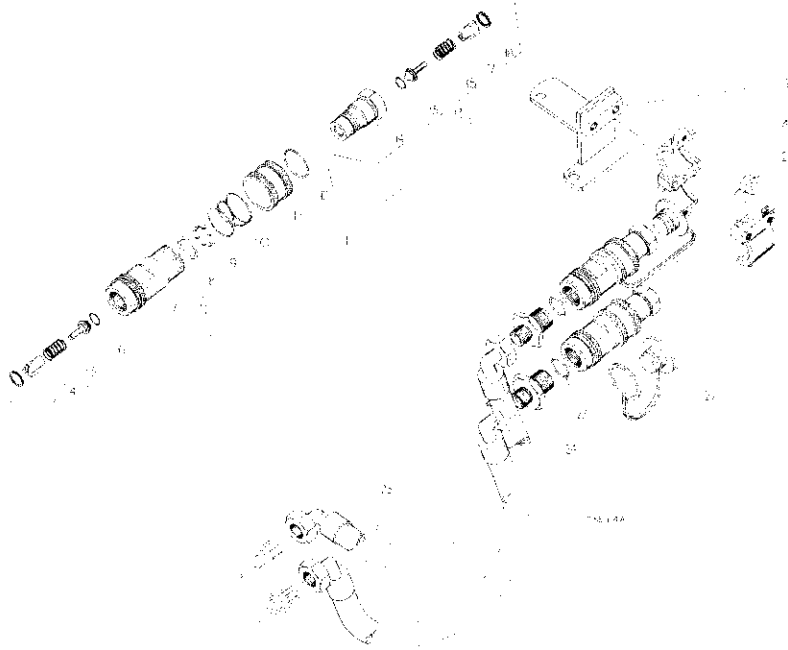
SELF SEALING COUPLING ATTACHMENT (Breakaway Coupling)



A T T A C H M E N T S

Ref. No.	Part No.	DESCRIPTION
----------	----------	-------------

SELF SEALING COUPLING ATTACHMENT (Breakaway Coupling)- contd.



	3062 510 R92	ATTACHMENT, self sealing coupling
1	374 781 R92	COUPLING, cpte. (2) (each comprising 1 COUPLING 374 779 R92 1 COUPLING 374 780 R92)
2	374 780 R92	COUPLING, assy., female comprising :-
3	378 051 R1	RING, retainer
4	378 043 R1	RETAINER, check valve spring
5	371 121 R1	SPRING, check ball retaining
6	378 042 R11	VALVE, cpte., check
7	374 785 R2	BODY, female coupling
8	254 691 R1	"O" RING
9	16 006 R1	BALL, steel. 3/16" dia (grade 2.) (2)
10	371 123 R1	SPRING, lock ball retainer (2)
11	371 119 R1	RETAINER, lock ball
12	371 120 R1	STOP, lock ball retainer
12	374 779 R92	COUPLING, assy., male comprising :-
14	371 787 R2	BODY, male coupling

15	378 042 R11	VALVE, cpte., check
16	371 121 R1	SPRING, check ball retaining
17	378 043 R1	RETAINER, check valve spring
18	378 051 R1	RING, retainer
19	3065 078 R11	PLATE, assy., coupling support
	180 020	BOLT, hex-hd., 1/4" x 3/4" (2)
	180 087	BOLT, hex-hd., 5/16" x 2" (2)
	179 843	BOLT, hex-hd., 3/8" x 1/2" (2)
	120 380	WASHER, lock, 1/4" (2)
	120 214	WASHER, lock, 1/16" (2)
20	371 114 R1	FRAME
21	371 115 R1	CLAMP
22	373 220 R1	SEAL, dust (2)
23	704 596 R1	"O" RING, BS OS 14 (2)
24	3060 799 R1	ADAPTOR, hose (2)
25	3062 598 R91	HOSE, flexible (2)

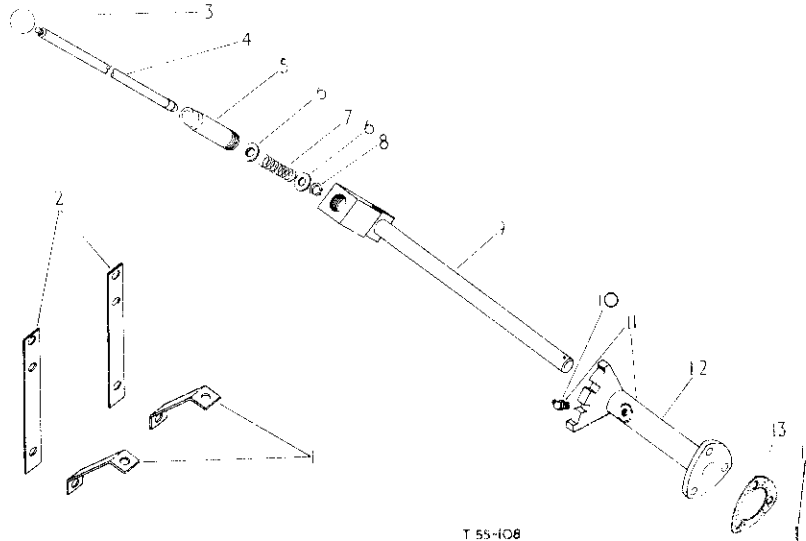
(*) This Attachment can only be fitted to machines already fitted with Double Acting Auxiliary Valve Attachment



A T T A C H M E N T S

Ref. No.	Part No.	DESCRIPTION
----------	----------	-------------

TOOLBOX AND P. T. O. CONVERSION ATTACHMENT



A T T A C H M E N T S

Ref. No.	Part No.	DESCRIPTION
----------	----------	-------------

TOOLBOX AND P. T. O. CONVERSION ATTACHMENT- conid.

	3061 068 R91	ATTACHMENT, toolbox and P. T. O. conversion (*)			
1	3061 069 R1	BRACKET, toolbox, support (2)	11	3061 072 R11	QUADRANT, w/NIPPLE 126 152 and QUADRANT 3061 072 R1 opte., P. T. O. shifter
2	3061 070 R1	ANGLE, toolbox, support (2)		179 841	BOLT, hex-hd., 3/8" x 1-1/4" (3)
3	371 602 R1	BALL, P. T. O. hand lever		103 321	WASHER, lock, 3/8" (3)
4	3061 076 R1	LEVER, hand, P. T. O.	12	3061 072 R1	QUADRANT, P. T. O. shifter
5	3061 077 R1	GUIDE, P. T. O. hand lever)	13	711 312 R1	GASKET
5	3061 078 R91	GUIDE, P. T. O. hand lever opte.) optional	14	3061 073 R1	PIN
6	3061 074 R1	WASHER, P. T. O. hand lever (2)		17 427 R1	BOLT, mach., hex-hd., 7/16" x 1" (4)
7	3061 075 R1	SPRING, P. T. O. hand lever		179 858	BOLT, hex-hd., 7/16" x 1" (2)
8	3042 123 R1	CIRCLIP, 1/2"		271 500	NUT, hex., 7/16" (6)
9	3061 224 R91	BRACKET, assy., P. T. O. hand lever		103 322	WASHER, lock, 7/16" (6)
10	126 152	NIPPLE, grease			Attaching hardware for BRACKET and ANGLE Ref. 1 and 2

(*) Used when Auxiliary Valves are fitted.



A T T A C H M E N T S

Ref. No.	Part No.	DESCRIPTION
----------	----------	-------------

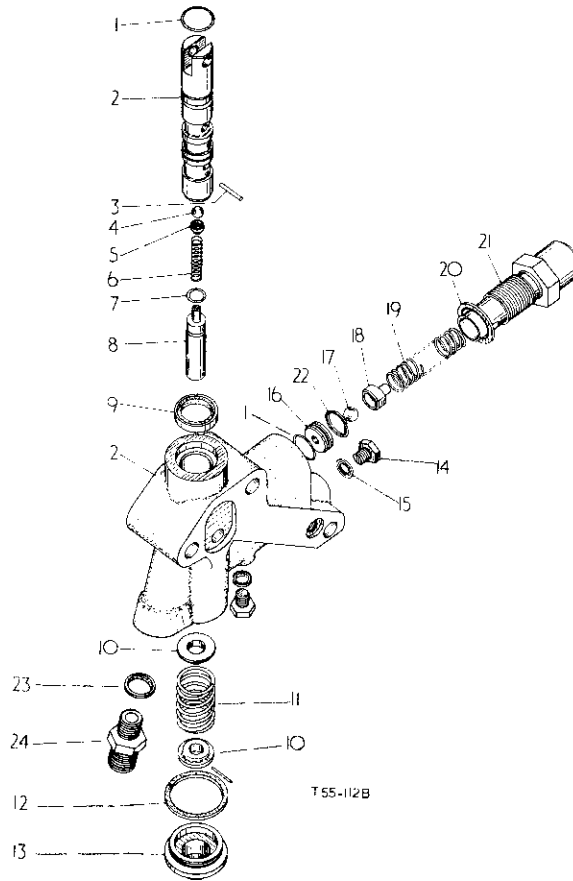
SINGLE ACTING AUXILIARY VALVE ATTACHMENT



A T T A C H M E N T S

Ref. No.	Part No.	DESCRIPTION
----------	----------	-------------

SINGLE ACTING AUXILIARY VALVE ATTACHMENT- contd.



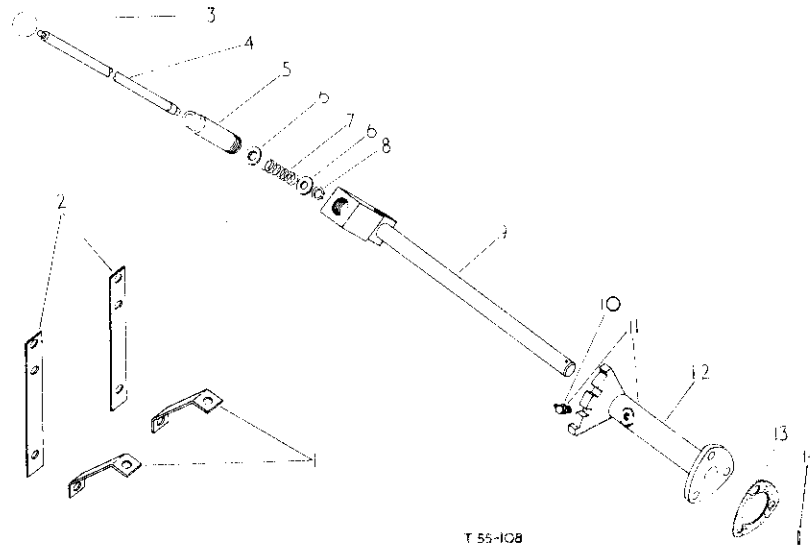
3061 032 R91	ATTACHMENT, single acting auxiliary valve comprising :-	13	3063 999 R1	PLUG
3061 043 R92	VALVE, single acting auxiliary comprising :-	14	3061 044 R1	PLUG (2)
1 377 952 R1	"O" RING, 9/16" x 3/4" x 3/32" (2)	15	751 876 R1	WASHER, Dowty (2)
2 3061 084 R92	BODY, assy. valve and spool (matched pair)	16	3061 053 R1	SEAT, relief valve
3 17 084 R1	PIN, roll, 1/8" dia. x 5/8" long	17	18 012 R1	BALL, 3/8" dia.
4 16 011 R1	BALL, 11/32" dia.	18	751 556 R1	RIDER, ball
5 3061 046 R1	RIDER, ball	19	751 557 R1	SPRING, relief valve
6 3061 047 R1	SPRING	20	3043 070 R1	WASHER, Dowty, 7/8" dia.
7 379 306 R1	"O" RING, 5/16" x 7/16" x 1/16"	21	3061 054 R1	HOUSING, relief valve spring
8 3061 048 R1	END, spool	22	3064 325 R1	RING, backup
9 3061 049 R1	OIL SEAL		252 707 R1	"O" RING, 3/4" x 15/16" x 3/32" up to B-414/23166
10 3061 050 R1	SEAT, spring	23	704 743 R91	WASHER, Dowty
11 3064 800 R1	SPRING, return	24	702 270 R2	ADAPTOR, hose
12 3063 547 R1	WASHER, Dowty		703 618 R1	NUT, blanking off
			703 619 R1	GASKET, blanking off



A T T A C H M E N T S

Ref. No.	Part No.	DESCRIPTION
----------	----------	-------------

TOOLBOX AND P. T. O. CONVERSION ATTACHMENT



T 55-108

	3061 068 R91	ATTACHMENT, toolbox and P. T. O. conversion (*)
1	3061 069 R1	BRACKET, toolbox, support (2)
2	3061 070 R1	ANGLE, toolbox, support (2)
3	371 602 R1	BALL, P. T. O. hand lever
4	3061 076 R1	LEVER, hand, P. T. O.
5	3061 077 R1	GUIDE, P. T. O. hand lever)
5	3061 078 R91	GUIDE, P. T. O. hand lever cpte.) optional
6	3061 074 R1	WASHER, P. T. O. hand lever (2)
7	3061 075 R1	SPRING, P. T. O. hand lever
8	3042 123 R1	CIRCLIP, 1/2"
9	3061 224 R91	BRACKET, assy., P. T. O. hand lever
10	126 152	NIPPLE, grease

A T T A C H M E N T S

Ref. No.	Part No.	DESCRIPTION
----------	----------	-------------

TOOLBOX AND P. T. O. CONVERSION ATTACHMENT- contd.

11	3061 072 R11	QUADRANT, w/NIPPLE 126 152 and QUADRANT 3061 072 R1 cpte., P. T. O. shifter
	179 841	BOLT, hex-hd., 3/8" x 1-1/4" (3)
	103 321	WASHER, lock, 3/8" (3)
12	3061 072 R1	QUADRANT, P. T. O. shifter
13	711 312 R1	GASKET
14	3061 073 R1	PIN
	17 427 R1	BOLT, mach., hex-hd., 7/16" x 1" (4)
	179 858	BOLT, hex-hd., 7/16" x 1" (2)
	271 500	NUT, hex., 7/16" (6)
	103 322	WASHER, lock, 7/16" (6)
		Attaching hardware for BRACKET and ANGLE Ref. 1 and 2

(*) Used when Auxiliary Valves are fitted.



A T T A C H M E N T S

Ref. No.	Part No.	DESCRIPTION
----------	----------	-------------

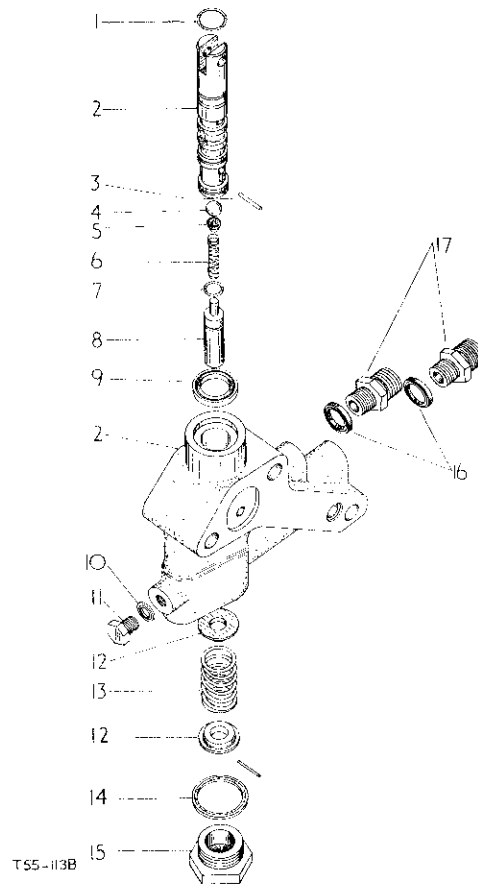
DOUBLE ACTING AUXILIARY VALVE ATTACHMENT



A T T A C H M E N T S

Ref. No.	Part No.	DESCRIPTION
----------	----------	-------------

DOUBLE ACTING AUXILIARY VALVE ATTACHMENT- contd.



	3061 033 R91	ATTACHMENT, double acting auxiliary valve comprising :-
	3061 059 R92	VALVE, double acting auxiliary comprising :-
1	377 352 R1	"O" RING, 9/16" x 3/4" x 3/32"
2	30C1 085 R92	BODY, valve and spool assy., (matched pair)
3	17 064 R1	PIN, roll, 1/8" dia. x 5/8" long (2)
4	16 011 R1	BALL, 11/32" dia.
5	3061 046 R1	RIDER, ball
6	3061 047 R1	SPRING
7	379 336 R1	"O" RING, 5/16" x 7/16" x 1/16"
8	3063 543 R1	END, spool

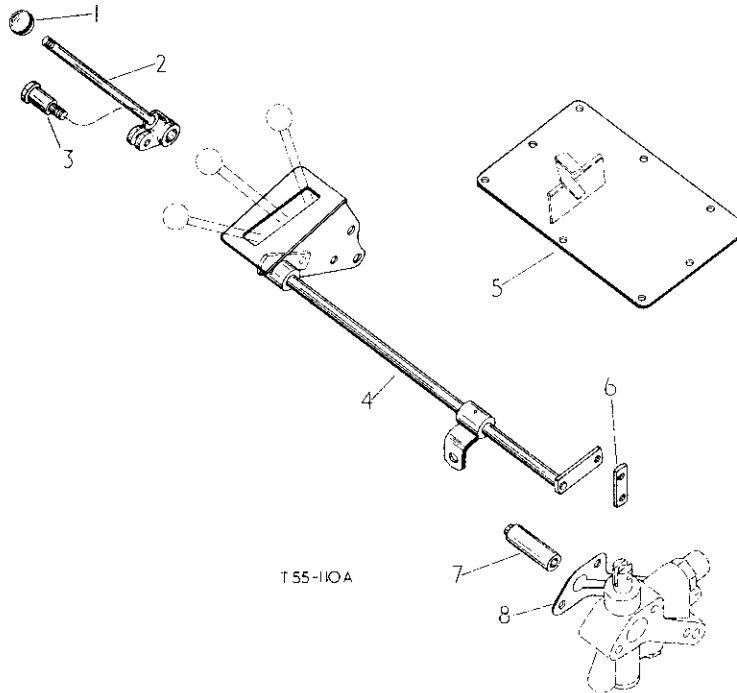
9	3061 049 R1	OIL SEAL
10	751 876 R1	WASHER
11	3061 044 R1	PLUG
12	3061 950 R1	SEAT, spring (2)
13	3064 800 R1	SPRING, return
14	3061 062 R1	WASHER, Dowty
15	3063 545 R1	PLUG
16	704 743 R91	WASHER, Dowty (2)
17	702 270 R2	ADAPTOR, hose (2)
	703 018 R1	NUT, blanking off (2)
	703 019 R1	GASKET, blanking off nut (2)



ATTACHMENTS

Ref. No.	Part No.	DESCRIPTION
----------	----------	-------------

CONTROL LEVER ASSEMBLY ATTACHMENT (For one valve)



T55-10A



ATTACHMENTS

Ref. No.	Part No.	DESCRIPTION
----------	----------	-------------

CONTROL LEVER ASSEMBLY ATTACHMENT (For one valve)- contd.

KEY TO UNITS

3061 029 R91	ATTACHMENT, assy., control lever (Export) (A)
3067 198 R91	ATTACHMENT, assy., control lever (Domestic) (B)
Notes: Letters of these units correspond with those following the description of the parts in the list below and identifies the unit for which the part is used. Items without letters after the description indicates the part is used for all units.	
371 602 R1	KNOB, control lever
3061 041 R11	LEVER, cpte., control
3067 252 R1	SPINDLE, control lever (B)
180 123	BOLT, hex-hd., 3/8" x 1-1/8" (B2)
120 377	NUT, hex., 3/8" (B)
120 382	WASHER, lock, 3/8" (B3)
	(Cad-pltd.)

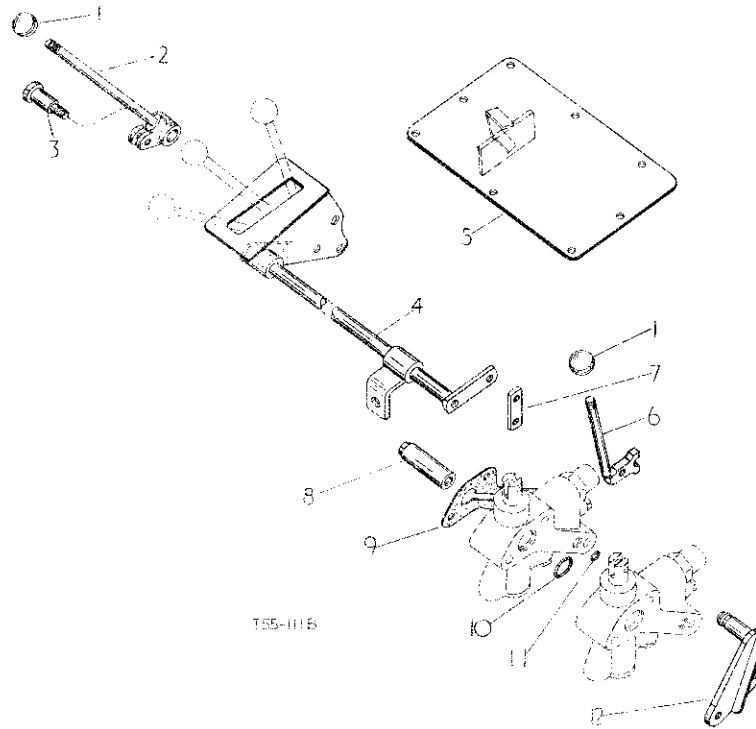
4	3061 028 R11	SHAFT, assy., cross (A)
4	3067 249 R91	SHAFT, assy., cross (B)
	179 892	BOLT, hex-hd., 1/2" x 2-3/1"
	102 635	NUT, hex., 3/8" (A)
	103 323	WASHER, lock, 1/2"
	103 321	WASHER, lock, 3/8" (A)
	Q 1 505	WASHER, plain, 13/32" x 1" x 16 ga. (A)
5	3044 366 R12	PLATE, assy., top, cover, welded
6	3061 040 R1	LINK, connecting
	3066 127 R1	PIN, std-hd., 5/16" x 7/8"
	3063 983 R1	PIN, std-hd., 5/16" x 1"
	107 763	PIN, cotter, 1/8" x 5/8" (2)
7	3061 056 R1	CONNECTION, auxiliary valve
8	3061 055 R1	GASKET
	179 851	BOLT, hex-hd., 3/8" x 3" (3)
	103 321	WASHER, lock, 3/8" (3)



A T T A C H M E N T S

Ref. No.	Part No.	DESCRIPTION
----------	----------	-------------

CONTROL LEVER ASSY. ATTACHMENT (For two Valves)



KEY TO UNITS

3061 550 R01	ATTACHMENT, assy., control lever	
	1/3 valves (Export)	(A)
3067 241 R01	ATTACHMENT, assy., control lever	
	1/2 valves (Domestic)	(B)
3063 379 R01	ATTACHMENT, assy., control lever	
	1/2nd valve (Export)	(C)
3067 254 R01	ATTACHMENT, assy., control valve	
	1/2nd valve (Domestic)	(D)

Units. Letters of these units correspond with those following the description of the parts in the list below and identifies the unit for which the part is used. Items without letters after the description indicates the part is used for all units.

1	371 609 R1	KNOB, control lever (A2, B2, C, D.)
2	3067 641 R11	LEVER, opt., control (A, B)
3	3067 250 R1	SPINDLE, control lever (B)
	150 123	BOLT, hex-hd., 3/8" x 1-1/8" (B2)
	130 177	NUT, hex., 3/8" (B)
	129 382	WASHER, lock, 3/8" (B2)
		cad. ptd.
4	3061 828 R11	SHAFT, assy., cross (A)
	3067 249 R01	SHAFT, assy., cross (B)
	179 332	BOLT, hex-hd., 1/2" x 2-3/4" (A, B)
	102 833	NUT, hex., 3/8" (A)
	134 323	WASHER, lock, 1/2" (A, B)
	133 121	WASHER, lock, 3/8" (A)
	0 1 305	WASHER, plain, 13/32" x 1" x 16 ga. (A)



A T T A C H M E N T S

Ref. No.	Part No.	DESCRIPTION
----------	----------	-------------

CONTROL LEVER ASSY. ATTACHMENT (For two Valves)- contd.

5	3044 366 R12	PLATE, assy., welded, top cover (A, B)
6	3061 061 R01	ARM and LEVER, assy.
	3065 983 R1	PIN, std-hd., 5/16" x 1"
	107 763	PIN, cotter, 1/8" x 5/8"
7	3061 040 R1	LINK, connecting (A, B)
	3063 983 R1	PIN, std-hd., 5/16" x 1" (A, B)
	3063 127 R1	PIN, std-hd., 5/16" x 7/8" (A, B)
	107 753	PIN, cotter, 1/8" x 5/8" (A2, B2)
8	3067 056 R1	CONNECTION, auxiliary valve (A, C)
9	3061 055 R1	GASKET (A, C)
10	350 818 R2	"O" RING, 1" x 1-1/4" x 1/8"
11	702 788 R1	"O" RING, 3/8" x 9/16" x 3/32"
12	3061 066 R11	BRACKET and PIVOT, assy., control lever (A, B)
12	3067 126 R1	BRACKET, and PIVOT, assy., control lever (C, D.)
	272 393	BOLT, hex-hd., 3/8" x 3-1/4" (3)
	103 321	WASHER, lock, 3/8" (3)



ATTACHMENTS

Ref. No.	Part No.	DESCRIPTION
----------	----------	-------------

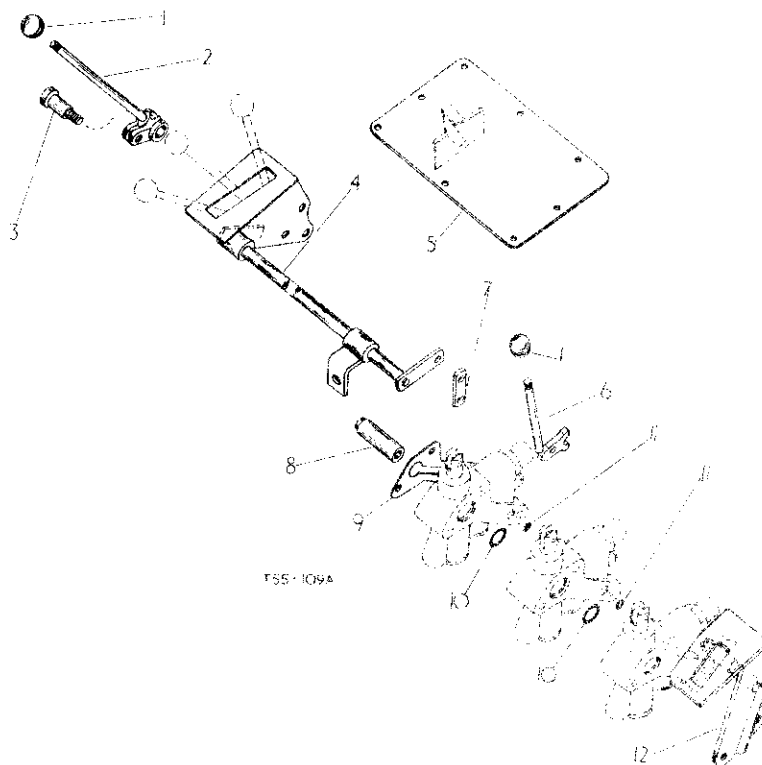
CONTROL LEVER ASSY. ATTACHMENT (For Three Valves)



ATTACHMENTS

Ref. No.	Part No.	DESCRIPTION
----------	----------	-------------

CONTROL LEVER ASSY. ATTACHMENT (For Three Valves)- contd.



KEY TO UNITS

1	3061 031 R91	ATTACHMENT, assy., control lever 1/3 valves (Export) (A)
2	3063 071 R91	ATTACHMENT, assy., control lever 1/3rd valve (Export) (B)
3	3067 145 R91	ATTACHMENT, assy., control lever 1/3 valves (Domestic) (C)
4	3067 255 R91	ATTACHMENT, assy., control lever 1/3rd valve (Domestic) (D)
5	3067 245 R91	SHAFT, assy., cross (C)
6	3061 028 R11	SHAFT, assy., cross (A)
	179 892	BOLT, hex-hd., 1/2" x 2-3/4" (A)
	102 895	NUT, hex., 5/8" (A)
	108 923	WASHER, lock, 1/2" (A)
	108 921	WASHER, lock, 3/8" (A)
	Q 1 505	WASHER, 13/32" x 1" x 16 ga. (A)
7	3044 565 R12	PLATE, assy., welded, top cover (A-C)

8	3061 061 R91	ARM and LEVER, assy. (A, B, C, D)
	3063 093 R1	PIN, std-hd., 5/16" x 1" (A, B, C, D)
	107 769	PIN, cotter, 1/8" x 1/2" (A, B, C, D)
9	3061 046 R1	LINK, connecting (A, C)
	3063 157 R1	PIN, std-hd., 5/16" x 3/8" (A, C)
	3063 365 R1	PIN, std-hd., 5/16" x 1" (A, C)
	107 763	PIN, cotter, 1/8" x 3/4" (A, C)
10	3061 056 R1	CONNECTION, arm/body valve (A, B)
11	3061 058 R1	GASKET, (A, B)
12	356 518 R1	WASHER, 1" x 1-1/4" x 1/8" (A, B, C, D)
13	762 188 R1	WASHER, 3/8" x 3/16" (A, B, C, D)
14	3061 092 R91	BRACKET, and PIVOT, assy., control lever (A, C)
15	3067 233 R91	BRACKET, and PIVOT, assy., control lever (B)
	456 417	BOLT, hex-hd., 1/2" x 1-5/8" (A, C)
	454 497	BOLT, hex-hd., 3/8" x 4-7/8" (std. ptd.) (B)
	188 288	BOLT, hex-hd., 3/8" x 4-1/2" (A, B, C)
	108 921	WASHER, lock, 1/2" (A, B, C)
	120 382	WASHER, lock, 3/8" (std. ptd.) (B)

BT-2C PARTS CATALOGUE

McCORMICK INTERNATIONAL

B-414 TRACTOR

DIESEL AND PETROL MODELS

The black tabs shown on the right side of this page line up with the corresponding tabs in the catalogue.

This catalogue supersedes BT-2B which should be destroyed.

**INTERNATIONAL HARVESTER COMPANY
OF GREAT BRITAIN LIMITED**
259 CITY ROAD, LONDON, E.C.1

GROUP
INDEX

DIESEL ENGINE	1
PETROL ENGINE	2
ELECTRICAL SYSTEM	3
CHASSIS	4
HYDRAULIC ATTACHMENT	5
ATTACHMENT	6



NUMERICAL INDEX

Part Number	Group and Page No.	Part Number	Group and Page No.	Part Number	Group and Page No.	Part Number	Group and Page No.
81 356	6 27	102 639	4 19	103 319	6 13	103 321	2 20
100 780	1 9	102 639	6 3	103 319	6 27	103 321	2 21
100 780	4 9	102 639	6 7	103 319	6 28	103 321	2 22
100 869	6 28	102 639	6 30	103 319	6 36	103 321	2 23
101 634	3 24	102 639	6 31	103 319	6 37	103 321	3 9
102 569	6 66	102 639	6 41	103 319	6 44	103 321	3 11
102 634	1 5	102 639	6 83	103 319	6 57	103 321	3 12
102 634	1 11	102 639	6 85	103 319	6 64	103 321	3 12
102 634	1 14	102 639	6 86	103 319	6 67	103 321	4 2
102 634	1 15	102 649	6 44	103 319	6 68	103 321	4 4
102 634	2 5	102 831	1 18	103 319	6 71	103 321	4 5
102 634	2 6	102 831	1 19	103 319	6 72	103 321	4 7
102 634	2 16	102 831	2 22	103 319	6 74	103 321	4 20
102 634	2 17	102 831	2 23	103 319	6 90	103 321	4 21
102 634	2 19	103 024	4 2	103 319	6 92	103 321	4 27
102 634	2 20	103 025	2 10	103 320	1 5	103 321	4 24
102 634	3 6	103 026	1 9	103 320	1 6	103 321	4 25
102 634	3 8	103 026	6 29	103 320	1 18	103 321	4 27
102 634	3 29	103 028	4 23	103 320	1 19	103 321	4 28
102 634	6 74	103 084	5 13	103 320	2 5	103 321	4 29
102 635	1 3	103 089	3 11	103 320	2 6	103 321	4 30
102 635	1 4	103 089	3 13	103 320	2 10	103 321	4 31
102 635	1 18	103 089	6 37	103 320	2 16	103 321	4 33
102 635	1 19	103 092	6 27	103 320	2 17	103 321	4 34
102 635	2 2	103 128	3 9	103 320	2 22	103 321	4 35
102 635	2 4	103 319	1 6	103 320	2 23	103 321	4 37
102 635	2 22	103 319	1 10	103 320	3 6	103 321	5 2
102 635	2 23	103 319	1 14	103 320	3 8	103 321	5 9
102 635	3 11	103 319	1 16	103 320	3 24	103 321	5 11
102 635	3 13	103 319	1 19	103 320	3 29	103 321	5 15
102 635	4 2	103 319	2 10	103 320	4 4	103 321	5 21
102 635	4 4	103 319	2 16	103 320	4 15	103 321	6 10
102 635	4 7	103 319	2 19	103 320	4 22	103 321	6 11
102 635	4 20	103 319	2 22	103 320	4 27	103 321	6 12
102 635	4 30	103 319	2 23	103 320	5 3	103 321	6 13
102 635	4 31	103 319	3 9	103 320	5 9	103 321	6 19
102 635	4 33	103 319	3 13	103 320	5 11	103 321	6 21
102 635	4 34	103 319	3 14	103 320	5 15	103 321	6 22
102 635	4 37	103 319	3 15	103 320	5 21	103 321	6 23
102 635	5 15	103 319	3 16	103 320	6 9	103 321	6 27
102 635	6 27	103 319	3 17	103 320	6 10	103 321	6 28
102 635	6 28	103 319	3 18	103 320	6 12	103 321	6 29
102 635	6 32	103 319	3 22	103 320	6 20	103 321	6 32
102 635	6 45	103 319	4 10	103 320	6 36	103 321	6 35
102 635	6 54	103 319	4 11	103 320	6 55	103 321	6 45
102 635	6 70	103 319	4 13	103 320	6 57	103 321	6 48
102 635	6 74	103 319	4 14	103 320	6 64	103 321	6 54
102 635	6 79	103 319	4 22	103 320	6 67	103 321	6 58
102 635	6 80	103 319	5 4	103 320	6 74	103 321	6 59
102 635	6 90	103 319	5 6	103 320	6 81	103 321	6 64
102 635	6 100	103 319	5 7	103 320	6 83	103 321	6 66
102 635	6 101	103 319	5 11	103 321	1 3	103 321	6 67
102 635	6 102	103 319	5 13	103 321	1 12	103 321	6 70
102 637	4 37	103 319	5 14	103 321	1 16	103 321	6 79
102 637	6 4	103 319	5 16	103 321	1 17	103 321	6 80
102 637	6 5	103 319	5 18	103 321	1 18	103 321	6 90
102 637	6 30	103 319	5 21	103 321	1 19	103 321	6 92
102 639	4 6	103 319	6 6	103 321	2 2	103 321	6 97
102 639	4 18	103 319	6 10	103 321	2 3	103 321	6 100



NUMERICAL INDEX

Part Number	Group and Page No.	Part Number	Group and Page No.	Part Number	Group and Page No.	Part Number	Group and Page No.
103 321	6 101	103 340	6 12	103 883	2 18	109 084	4 11
103 321	6 102	103 340	6 20	103 883	2 19	109 084	5 4
103 322	4 3	103 340	6 21	103 905	1 14	109 084	5 14
103 322	4 10	103 340	6 29	103 905	1 15	109 084	5 21
103 322	4 11	103 341	4 2	103 905	2 18	109 084	6 27
103 322	4 26	103 341	4 13	103 905	2 19	109 084	6 28
103 322	4 36	103 341	4 14	104 080	4 37	109 084	6 44
103 322	6 10	103 341	4 33	104 094	4 4	109 084	6 71
103 322	6 24	103 341	6 27	104 112	4 6	109 084	6 72
103 322	6 45	103 343	4 37	104 169	4 26	109 084	6 74
103 322	6 58	103 343	6 4	104 904	4 5	109 084	6 90
103 322	6 67	103 343	6 5	105 604	4 5	109 084	6 92
103 322	6 77	103 345	6 31	105 616	4 5	109 366	6 71
103 322	6 97	103 345	6 44	106 261	4 4	109 366	6 73
103 323	4 22	103 361	4 13	106 263	6 29	109 461	4 20
103 323	4 32	103 361	5 11	106 496	6 27	109 461	4 26
103 323	4 35	103 361	6 25	106 496	6 28	109 461	4 30
103 323	4 37	103 361	6 29	106 497	3 16	109 461	4 31
103 323	5 3	103 361	6 74	106 497	6 78	109 461	4 33
103 323	5 4	103 362	6 27	106 498	3 11	109 461	6 39
103 323	5 5	103 373	5 11	106 498	3 13	109 461	6 41
103 323	5 12	103 374	4 18	106 498	6 87	109 461	6 54
103 323	5 13	103 374	4 19	106 749	2 9	109 461	6 76
103 323	5 14	103 374	6 45	106 749	6 65	109 461	6 80
103 323	5 15	103 374	6 52	106 751	4 16	109 461	6 84
103 323	5 20	103 374	6 53	106 794	1 6	109 462	4 22
103 323	6 3	103 374	6 80	106 794	2 6	109 462	4 27
103 323	6 4	103 383	4 13	106 794	4 2	109 462	4 34
103 323	6 5	103 383	5 3	106 794	5 21	109 462	6 10
103 323	6 10	103 383	5 11	107 761	4 10	109 462	6 57
103 323	6 22	103 383	5 12	107 761	4 11	109 462	6 67
103 323	6 30	103 384	5 11	107 761	4 13	109 462	6 83
103 323	6 41	103 385	3 11	107 761	4 14	110 500	3 16
103 323	6 57	103 385	6 6	107 761	6 29	110 633	3 16
103 323	6 68	103 385	6 74	107 762	4 32	110 633	6 78
103 323	6 80	103 385	6 84	107 762	4 34	112 428	4 27
103 323	6 81	103 386	6 44	107 763	3 11	112 428	5 3
103 323	6 84	103 398	4 15	107 763	6 100	112 428	5 15
103 323	6 100	103 398	6 55	107 763	6 101	112 734	3 18
103 323	6 101	103 407	6 3	107 763	6 102	112 734	4 5
103 323	6 102	103 487	4 33	108 630	5 11	112 745	3 17
103 325	4 22	103 494	6 74	108 632	4 37	113 112	6 64
103 325	6 7	103 818	6 45	108 635	1 15	113 809	3 11
103 325	6 10	103 866	6 45	108 635	2 20	113 809	3 13
103 325	6 31	103 868	1 3	108 635	4 22	113 809	6 87
103 325	6 41	103 868	4 27	108 635	6 67	113 914	6 78
103 325	6 57	103 868	6 10	108 643	6 23	113 955	3 16
103 325	6 68	103 868	6 58	108 644	4 25	113 956	3 15
103 325	6 83	103 868	6 67	108 644	5 11	113 956	3 22
103 326	4 20	103 868	6 83	109 084	1 10	113 956	4 10
103 326	4 35	103 869	4 25	109 084	2 10	113 956	4 11
103 326	6 83	103 869	5 2	109 084	3 9	113 959	3 13
103 326	6 85	103 869	5 9	109 084	3 13	114 357	4 5
103 339	2 16	103 869	5 15	109 084	3 14	114 492	4 13
103 339	4 13	103 869	6 22	109 084	3 15	114 492	4 14
103 339	4 14	103 883	1 5	109 084	3 16	114 492	5 6
103 340	1 11	103 883	1 14	109 084	3 18	114 494	6 27
103 340	3 9	103 883	1 15	109 084	3 22	114 498	3 27
103 340	5 11	103 883	2 6	109 084	4 10	114 501	4 13



NUMERICAL INDEX

Part Number	Group and Page No.	Part Number	Group and Page No.	Part Number	Group and Page No.	Part Number	Group and Page No.
114 501	4 14	120 214	5 10	135 808	4 5	179 791	1 6
114 501	5 11	120 214	6 95	137 124	4 33	179 791	1 14
114 502	1 18	120 214	6 96	137 130	4 33	179 791	2 19
114 502	1 19	120 367	3 16	137 138	3 13	179 791	3 17
114 502	2 22	120 375	3 11	138 221	2 10	179 791	4 13
114 502	2 23	120 375	4 3	138 516	1 7	179 791	4 14
114 502	4 4	120 375	6 87	138 516	2 7	179 791	4 22
114 502	4 22	120 376	3 9	138 516	6 31	179 791	6 6
114 502	6 27	120 376	5 10	141 155	4 26	179 791	6 42
114 603	3 20	120 377	5 4	141 155	6 64	179 791	6 43
114 604	6 42	120 377	5 10	141 215	1 8	179 791	6 67
114 604	6 43	120 377	5 14	141 215	2 7	179 791	1 10
114 605	6 42	120 377	6 91	141 223	1 6	179 793	3 14
114 605	6 43	120 377	6 100	141 223	2 6	179 793	5 6
114 606	3 9	120 377	6 101	141 223	6 59	179 793	5 7
114 606	3 12	120 377	6 102	141 244	1 5	179 793	5 16
114 606	4 28	120 380	3 11	141 244	2 6	179 793	6 27
114 606	4 29	120 380	4 3	141 244	6 45	179 793	6 28
114 607	4 29	120 380	6 87	141 284	4 17	179 793	6 37
114 608	5 3	120 380	6 95	141 284	4 22	179 793	6 46
114 609	5 4	120 380	6 96	141 284	4 27	179 793	6 57
114 609	5 14	120 382	5 4	141 284	6 83	179 793	6 68
114 610	6 3	120 382	5 10	141 287	1 6	179 793	6 90
114 610	6 6	120 382	5 14	141 287	2 6	179 793	6 92
114 610	6 7	120 382	6 91	142 488	6 74	179 794	3 9
114 610	6 41	120 382	6 100	142 494	5 16	179 794	6 10
114 610	6 83	120 382	6 101	142 494	5 17	179 795	2 16
114 610	6 85	120 382	6 102	142 507	6 3	179 795	6 13
114 610	6 86	120 392	6 88	142 507	6 41	179 796	2 10
114 648	1 12	120 393	4 30	142 508	4 26	179 796	3 18
114 648	2 13	120 394	5 10	142 508	6 13	179 796	6 36
114 745	4 19	120 394	6 70	142 508	6 19	179 796	6 64
114 884	6 4	120 396	4 31	142 508	6 21	179 797	2 10
114 947	3 13	121 222	4 30	142 521	4 25	179 797	6 72
115 546	2 9	121 222	4 31	142 521	6 65	179 798	6 71
115 548	1 14	121 326	4 17	142 745	3 13	179 799	4 10
115 548	1 15	121 362	6 54	142 745	6 70	179 799	4 11
115 548	2 19	121 362	6 75	144 496	3 14	179 799	5 4
115 548	2 20	121 839	4 4	144 531	3 13	179 799	5 13
115 548	6 22	121 841	5 87	144 531	6 74	179 799	5 14
115 549	1 4	124 547	2 9	169 469	6 36	179 799	5 18
115 549	1 13	124 556	4 24	169 469	6 37	179 800	4 10
115 549	1 14	124 847	5 11	169 469	6 38	179 800	4 11
115 549	2 4	124 920	4 30	172 528	1 4	179 800	6 37
115 549	2 18	124 920	6 26	172 528	2 4	179 801	5 21
115 549	2 19	124 920	6 28	172 529	4 25	179 806	6 8
115 550	4 17	126 032	3 13	172 540	2 9	179 807	6 36
115 551	4 23	126 032	6 70	172 558	1 3	179 814	2 16
115 553	3 27	126 152	6 97	172 574	2 3	179 814	2 17
117 293	4 5	126 177	6 88	172 575	4 27	179 814	3 24
117 959	3 22	131 016	5 11	172 575	6 83	179 814	3 29
117 991	6 23	131 036	6 39	172 578	1 6	179 814	5 9
118 624	4 32	131 036	6 76	172 578	2 6	179 814	5 21
118 624	4 34	131 426	5 11	172 580	6 3	179 814	6 74
118 748	4 12	132 117	1 12	172 580	6 40	179 815	3 6
119 179	4 30	132 117	2 13	174 877	3 16	179 816	1 5
119 195	4 35	133 049	3 11	174 887	4 30	179 816	1 19
119 512	5 11	134 532	4 4	178 974	6 90	179 816	2 10
119 512	6 3	135 808	4 4	179 789	6 42	179 816	2 23



NUMERICAL INDEX

Part Number	Group and Page No.	Part Number	Group and Page No.	Part Number	Group and Page No.	Part Number	Group and Page No.
179 816	4 15	179 836	6 10	179 841	2 21	179 886	6 83
179 816	4 27	179 836	6 23	179 841	4 7	179 888	4 37
179 816	6 12	179 836	6 45	179 841	5 9	179 891	5 13
179 816	6 42	179 836	6 58	179 841	6 24	179 892	6 100
179 816	6 43	179 836	6 67	179 841	6 32	179 892	6 101
179 816	6 55	179 837	4 26	179 841	6 45	179 892	6 102
179 817	1 6	179 837	4 27	179 841	6 74	179 895	4 32
179 817	1 19	179 837	4 37	179 841	6 92	179 896	4 32
179 817	2 6	179 837	6 27	179 841	6 97	180 016	6 87
179 817	2 23	179 837	6 28	179 842	2 3	180 020	6 95
179 817	4 4	179 837	6 45	179 842	4 33	180 020	6 96
179 817	4 24	179 837	6 72	179 842	5 2	180 075	5 10
179 817	5 3	179 837	6 73	179 842	5 9	180 083	6 95
179 817	5 15	179 837	6 90	179 842	5 15	180 087	6 96
179 818	1 5	179 838	2 9	179 842	6 58	180 118	5 4
179 818	1 18	179 838	3 12	179 842	6 92	180 118	5 14
179 818	1 19	179 838	4 2	179 843	3 9	180 118	6 91
179 818	2 5	179 838	4 4	179 843	4 29	180 121	5 10
179 818	2 22	179 838	4 7	179 843	6 35	180 123	6 91
179 818	2 23	179 838	4 35	179 843	6 45	180 123	6 100
179 818	3 13	179 838	4 37	179 843	6 93	180 123	6 101
179 818	5 11	179 838	6 10	179 843	6 94	180 123	6 102
179 819	6 12	179 838	6 12	179 843	6 95	180 124	5 10
179 819	6 20	179 838	6 19	179 843	6 96	181 139	6 77
179 819	6 21	179 838	6 21	179 846	4 30	181 307	4 2
179 821	6 9	179 838	6 32	179 847	4 31	181 307	4 17
179 821	6 74	179 838	6 58	179 847	4 34	181 333	6 22
179 824	2 5	179 838	6 67	179 847	6 80	181 364	5 3
179 825	1 5	179 838	6 90	179 848	6 88	181 364	5 12
179 825	2 5	179 839	1 3	179 849	4 30	181 379	4 22
179 825	2 6	179 839	1 12	179 851	6 100	181 379	6 67
179 826	1 14	179 839	3 9	179 857	4 10	181 395	4 3
179 826	1 15	179 839	4 4	179 857	4 11	181 434	1 5
179 826	2 19	179 839	4 7	179 858	6 97	181 434	2 5
179 826	2 20	179 839	4 21	179 859	4 26	186 279	1 3
179 827	6 81	179 839	4 25	179 860	4 17	186 282	4 33
179 827	6 83	179 839	5 21	179 860	6 10	186 282	4 34
179 828	1 5	179 839	6 22	179 860	6 58	186 283	4 30
179 828	1 14	179 839	6 35	179 860	6 67	186 283	4 33
179 828	1 15	179 839	6 48	179 862	5 21	186 284	5 9
179 828	1 18	179 839	6 59	179 862	6 48	186 284	6 79
179 828	1 19	179 840	1 13	179 869	6 45	186 288	4 20
179 828	2 19	179 840	1 14	179 880	5 5	186 288	6 54
179 828	2 20	179 840	2 18	179 880	5 20	186 288	6 102
179 828	2 22	179 840	2 19	179 881	5 4	186 334	4 23
179 828	2 23	179 840	3 9	179 881	5 14	186 509	6 38
179 828	3 9	179 840	3 11	179 881	5 15	186 758	3 12
179 828	5 13	179 840	4 24	179 883	5 5	186 758	3 13
179 828	5 14	179 840	4 27	179 883	5 20	186 758	6 36
179 829	1 15	179 840	5 11	179 883	6 5	186 758	6 37
179 829	2 19	179 840	6 11	179 883	6 22	187 988	4 4
179 829	2 20	179 840	6 22	179 883	6 84	188 943	4 26
179 829	5 13	179 840	6 23	179 884	4 35	188 943	5 3
179 829	5 14	179 840	6 64	179 884	6 4	218 197	4 20
179 835	3 9	179 840	6 66	179 884	6 5	218 197	6 5
179 835	3 12	179 841	1 3	179 884	6 80	218 197	6 54
179 835	4 4	179 841	1 16	179 885	5 3	218 211	1 7
179 835	6 84	179 841	1 17	179 885	5 12	218 211	2 7
179 836	4 22	179 841	2 20	179 886	6 81	218 211	6 31



NUMERICAL INDEX

Part Number	Group and Page No.	Part Number	Group and Page No.	Part Number	Group and Page No.	Part Number	Group and Page No.
218 217	1 4	271 566	6 39	446 160	4 13	45 702 D	6 12
218 217	2 4	271 566	6 54	450 517	6 102	45 702 D	6 20
218 443	6 41	271 566	6 76	451 074	2 9	45 702 D	6 21
219 189	6 45	271 567	6 31	451 689	6 28	45 774 D	2 9
219 199	1 3	271 570	6 31	454 497	6 91	45 775 D	2 10
219 199	4 27	271 570	6 83	454 497	6 102	45 949 D	1 4
219 199	6 10	271 573	6 31	455 637	6 27	45 949 D	2 4
219 199	6 58	271 606	6 3	551 178	5 11	48 227 D	2 5
219 199	6 67	271 606	6 6	703 700	4 9	48 250 D	2 9
219 199	6 83	271 606	6 7	708 647	4 13	48 254 D	2 9
219 301	4 25	271 606	6 41			48 256 DA	2 9
219 301	5 2	271 606	6 83	D		48 539 D	4 15
219 301	5 15	271 606	6 85			48 539 DA	6 25
219 753	6 14	271 606	6 86	10 958 D	2 10	48 539 DA	6 26
219 753	6 16	271 611	6 83	15 350 DA	4 28	48 541 D	4 31
219 753	6 17	271 611	6 85	16 067 D	2 4	48 541 D	6 50
219 753	6 18	271 612	6 7	16 067 DA	1 4	48 541 D	6 51
219 753	6 60	271 612	6 86	20 161 D	6 14	48 548 D	4 35
219 753	6 61	271 613	6 6	20 161 D	6 14	48 548 D	4 36
219 753	6 62	271 632	4 35	20 161 D	6 17	48 594 DA	6 1
219 753	6 66	271 636	6 5	20 161 D	6 18	48 594 DA	6 1
219 753	6 69	272 125	4 34	20 161 D	6 22	48 594 DA	6 1
220 081	6 7	272 391	1 5	20 161 D	6 60	50 253 D	4 14
220 081	6 35	272 391	2 5	20 161 D	6 61	50 259 D	6 30
220 081	6 83	272 393	6 101	20 229 D	1 3	50 259 D	6 30
220 081	6 85	272 729	6 31	20 229 D	2 3	50 270 D	4 14
220 081	6 86	426 463	1 9	20 229 D	4 5	50 270 D	6 37
222 449	5 6	426 899	6 2	20 229 D	4 7	50 270 D	6 37
223 444	6 7	426 899	6 40	24 523 D	2 2	51 293 D	4 31
223 444	6 85	426 915	6 87	24 523 D	2 3	51 293 D	4 31
223 444	6 86	427 370	5 39	24 550 D	1 7	52 728 D	4 31
225 506	4 13	427 370	6 54	24 550 D	1 8	52 728 D	4 31
225 506	4 14	427 370	6 76	24 550 D	2 7	53 717 DA	4 37
271 285	4 22	427 636	5 11	24 550 D	2 8	53 717 DA	6 38
271 500	4 2	427 645	4 15	24 564 DA	1 4	56 108 D	1 14
271 500	4 17	427 645	6 55	24 564 DA	2 5	56 108 D	2 27
271 500	4 36	435 141	6 78	26 058 D	1 4	56 273 D	6 50
271 500	6 24	436 714	6 87	26 058 D	2 4	56 273 D	6 50
271 500	6 45	442 934	1 4	29 547 D	4 25	56 277 D	3 17
271 500	6 77	442 934	2 4	34 878 D	4 25	56 279 D	3 17
271 500	6 97	442 955	6 84	34 879 D	4 25	56 279 D	3 17
271 550	4 22	443 003	6 57	34 880 D	4 25	57 561 D	5 14
271 550	6 10	443 024	6 64	37 165 D	1 5	59 473 D	4 24
271 550	6 57	443 036	4 31	39 374 D	4 30	59 473 DA	4 24
271 550	6 68	443 036	4 34	39 862 D	4 18	60 938 D	3 14
271 560	6 7	443 050	4 26	40 090 D	4 20	60 938 D	3 14
271 560	6 39	443 059	4 20	41 608 D	5 18	60 938 D	6 20
271 560	6 54	443 059	6 76	43 249 D	1 4	63 116 D	1 1
271 560	6 76	443 090	4 22	43 249 D	2 4	63 116 D	7 1
271 561	5 4	443 137	5 16	43 374 D	1 4	67 205 D	4 1
271 561	5 14	443 146	4 33	43 374 D	2 4		
271 562	4 6	443 566	6 36	43 375 D	1 4	H	
271 564	5 4	443 885	6 25	43 375 D	2 4		
271 564	5 14	444 687	5 18	43 751 DR	4 31	3 405 H	1 3
271 564	6 7	444 691	1 5	43 751 DB	4 34	3 405 H	2 4
271 565	4 18	444 691	2 6	45 656 DA	2 9	3 405 H	2 24
271 565	4 19	444 697	5 18	45 667 D	2 9	27 999 H	1 14
271 565	5 4	445 120	4 33	45 667 D	2 10		
271 565	5 14	446 151	6 20				



NUMERICAL INDEX

Part Number	Group and Page No.	Part Number	Group and Page No.	Part Number	Group and Page No.	Part Number	Group and Page No.
R							
27 999 H	2 19	15 143 R1	4 2	113 093 R1	2 4	373 220 R1	6 96
42 454 H	6 14	16 003 R1	5 3	133 093 R1	1 4	374 779 R92	6 95
42 454 H	6 16	16 003 R1	5 19	151 244 R1	6 71	374 779 R92	6 96
42 454 H	6 17	16 006 R1	6 95	151 244 R1	6 73	374 780 R92	6 95
42 454 H	6 18	16 006 R1	6 96	218 443 R1	6 82	374 780 R92	6 96
42 454 H	6 60	16 008 R1	6 49	251 553 R1	2 17	374 781 R92	6 95
42 454 H	6 61	16 008 R1	6 64	252 707 R1	6 98	374 781 R92	6 96
42 454 H	6 62	16 008 R1	6 71	252 707 R1	6 49	374 785 R2	6 95
42 454 H	6 64	16 008 R1	6 73	252 739 R1	4 26	374 785 R2	6 96
42 454 H	6 69	16 011 R1	6 99	252 739 R1	5 14	374 787 R2	6 95
49 405 H	4 22	16 011 R1	6 98	254 691 R1	5 19	374 787 R2	6 96
49 405 H	6 67	16 012 R1	6 98	254 691 R1	6 95	376 959 R1	5 10
49 405 H	6 82	16 012 R1	5 19	254 691 R1	6 96	377 952 R1	6 99
49 533 H	4 24	16 012 R1	6 48	280 668 R91	5 9	377 952 R1	5 9
49 533 H	6 23	16 013 R1	4 25	294 714 R91	4 24	377 952 R1	5 11
65 012 H	4 33	16 013 R1	6 64	310 939 R1	6 47	377 952 R1	5 17
76 491 H	6 12	16 018 R1	5 18	321 990 R91	4 23	377 952 R1	5 19
76 491 H	6 20	16 558 R1	6 20	350 084 R2	5 18	377 952 R1	6 98
76 491 H	6 21	16 558 R1	6 25	350 525 R1	3 18	378 042 R11	6 95
76 491 H	6 22	16 558 R1	6 29	350 667 R1	4 26	378 042 R11	6 96
131 402 H	5 3	16 618 R1	4 32	350 667 R1	5 16	378 043 R1	6 95
133 606 H	6 23	16 618 R1	4 34	350 818 R1	6 101	378 043 R1	6 96
138 322 H	4 20	17 064 R1	6 99	350 818 R1	6 102	378 051 R1	6 95
138 322 H	6 39	17 064 R1	6 98	350 818 R1	5 11	378 051 R1	6 96
138 322 H	6 40	17 067 R1	6 13	351 910 R91	2 9	379 365 R1	5 19
138 322 H	6 41	17 132 R1	6 64	352 026 R2	5 18	379 366 R1	6 98
138 322 H	6 54	17 175 R1	6 49	352 216 R1	6 60	379 366 R1	6 99
138 322 H	6 76	17 175 R1	6 64	352 216 R1	6 61	379 366 R1	5 16
138 322 H	6 84	17 316 R1	5 16	352 219 R1	5 16	379 366 R1	5 18
		17 349 R1	6 3	352 221 R1	1 19	381 871 R1	5 18
		17 412 R1	4 37	352 221 R1	2 23	385 713 R1	5 18
		17 413 R1	4 36	352 221 R1	5 8	468 335 R1	6 14
		17 427 R1	6 97	352 221 R1	5 16	468 335 R1	6 16
		17 439 R1	6 41	352 221 R1	6 50	468 335 R1	6 17
		17 446 R1	6 13	352 221 R1	6 51	468 335 R1	6 18
		17 473 R1	6 4	356 841 R91	2 4	468 335 R1	6 60
		17 550 R1	6 30	357 968 R91	2 9	468 335 R1	6 61
		17 603 R1	6 30	357 968 R91	2 10	468 335 R1	6 62
		17 617 R1	6 30	359 875 R1	1 6	468 335 R1	6 69
		17 699 R1	6 30	359 875 R1	2 6	512 166 R1	3 11
		17 783 R1	6 30	360 535 R1	2 9	512 166 R1	5 11
		17 784 R1	6 30	364 879 R1	5 8	516 010 R1	6 14
		17 823 R1	3 6	364 879 R1	6 50	516 010 R1	6 16
		17 876 R1	6 30	364 879 R1	6 51	516 010 R1	6 17
		17 923 R1	3 8	371 114 R1	6 96	516 010 R1	6 18
		17 956 R1	6 3	371 115 R1	6 96	516 010 R1	6 60
		17 956 R1	6 5	371 119 R1	6 95	516 010 R1	6 61
		17 956 R1	6 41	371 119 R1	6 96	516 010 R1	6 62
		18 306 R1	6 88	371 120 R1	6 95	516 010 R1	6 69
		18 540 R1	4 4	371 120 R1	6 96	517 194 R1	4 13
		18 540 R1	4 5	371 121 R1	6 95	551 658 R1	5 5
		18 575 R1	5 2	371 121 R1	6 96	551 658 R1	5 20
		18 575 R1	5 15	371 123 R1	6 95	557 268 R1	4 37
		19 952 R1	6 2	371 123 R1	6 96	570 828 R1	5 21
		19 952 R1	6 40	371 602 R1	6 100	570 828 R1	6 48
		56 708 R1	3 17	371 602 R1	6 101	573 813 R1	5 5
		110 146 R91	4 18	371 602 R1	6 102	575 808 R1	6 6
		110 146 R91	6 45	371 602 R1	6 97	575 808 R1	6 84
		110 146 R91	6 53	373 220 R1	6 95	575 813 R1	5 20
P							
PO 10 532	6 84						
Q							
Q 102	4 4						
Q 102	4 5						
Q 319	4 24						
Q 397	1 5						
Q 397	2 6						
Q 397	3 6						
Q 397	4 10						
Q 397	4 11						
Q 397	5 21						
Q 398	5 2						
Q 398	5 15						
Q 1 237	6 82						
Q 1 284	3 11						
Q 1 284	5 11						
Q 1 505	4 33						
Q 1 505	5 15						
Q 1 505	6 100						
Q 1 505	6 101						
Q 1 505	6 102						
Q 1 597	3 13						
Q 1 597	4 6						
Q 3 501	5 5						
Q 3 501	5 20						
Q 3 533	5 12						



NUMERICAL INDEX

Part Number	Group and Page No.	Part Number	Group and Page No.	Part Number	Group and Page No.	Part Number	Group and Page No.
575 813 R1	6 40	700 572 R1	6 55	702 950 R1	1 13	703 816 R1	1 19
615 063 R1	4 3	700 632 R1	2 12	702 950 R1	2 13	703 816 R1	1 20
615 167 R1	4 26	700 632 R1	2 15	702 951 R1	1 13	703 816 R1	2 22
615 190 R1	4 25	700 639 R1	2 14	702 951 R1	2 13	703 816 R1	2 23
635 266 R1	6 31	700 659 R1	2 11	702 953 R1	1 12	703 816 R1	2 24
659 473 R91	6 22	700 725 R92	3 3	702 953 R1	2 12	703 820 R92	1 18
700 153 R11	1 5	700 725 R92	3 5	702 958 R1	1 13	703 820 R93	1 19
700 166 R1	3 12	700 725 R92	3 6	702 958 R1	2 13	703 820 R93	2 23
700 166 R1	3 14	700 876 R93	3 9	702 959 R1	1 12	703 822 R91	1 18
700 310 R91	2 9	700 876 R93	3 20	702 959 R1	1 13	703 822 R91	1 19
700 311 R91	6 12	700 876 R93	3 22	702 959 R1	2 13	703 822 R91	2 22
700 311 R91	6 20	700 910 R1	4 21	702 959 R91	2 12	703 822 R91	2 23
700 311 R91	6 21	700 913 R1	4 21	702 960 R1	1 12	703 825 R11	1 18
700 311 R91	6 22	700 913 R1	6 58	702 960 R1	1 13	703 825 R11	1 19
700 387 R1	6 6	700 915 R1	4 21	702 960 R1	2 12	703 825 R11	2 22
700 387 R1	6 83	700 915 R1	6 58	702 960 R1	2 13	703 825 R11	2 23
700 446 R1	3 27	701 067 R1	4 35	702 961 R1	1 12	703 827 R1	1 5
700 447 R1	3 24	701 445 R91	6 22	702 961 R1	1 13	703 827 R1	2 6
700 447 R1	3 25	701 735 R1	1 10	702 961 R1	2 12	703 828 R1	1 5
700 447 R1	3 26	701 735 R1	6 92	702 961 R1	2 13	703 828 R1	2 6
700 447 R1	3 27	702 001 R1	3 6	703 519 R1	1 9	703 829 R1	1 5
700 452 R91	3 8	702 001 R1	3 8	703 519 R1	1 10	703 829 R1	2 6
700 453 R91	3 8	702 003 R91	3 6	703 557 R91	3 5	703 832 R1	1 5
700 455 R1	3 9	702 004 R91	3 6	703 557 R92	3 13	703 832 R1	2 6
700 456 R91	3 9	702 006 R1	3 8	703 612 R91	2 9	703 840 R1	1 6
700 457 R1	3 9	702 006 R1	3 10	703 618 R1	6 98	703 840 R1	1 20
700 463 R91	3 6	702 010 R91	3 9	703 618 R1	6 99	703 840 R1	2 6
700 467 R91	3 6	702 270 R2	6 98	703 619 R1	6 98	703 840 R1	2 24
700 468 R1	3 8	702 270 R2	6 99	703 619 R1	6 99	703 844 R91	1 5
700 470 R1	3 7	702 270 R2	6 44	703 636 R1	1 5	703 844 R91	2 5
700 473 R91	3 6	702 306 R91	2 17	703 644 R91	6 14	703 849 R1	1 5
700 474 R1	3 6	702 325 R91	2 17	703 644 R91	6 16	703 849 R1	1 20
700 474 R1	3 7	702 326 R91	2 17	703 644 R91	6 17	703 850 R1	1 5
700 475 R91	3 7	702 330 R1	2 17	703 644 R91	6 18	703 850 R1	2 6
700 489 R1	3 12	702 333 R1	2 17	703 644 R91	6 60	703 851 R1	1 5
700 489 R1	3 14	702 335 R91	2 18	703 644 R91	6 61	703 851 R1	1 20
700 521 R91	4 24	702 399 R92	3 5	703 644 R91	6 62	703 851 R1	2 6
700 521 R91	6 23	702 467 R1	3 26	703 644 R91	6 64	703 851 R1	2 24
700 523 R91	4 24	702 467 R1	3 28	703 644 R91	6 69	703 852 R1	1 5
700 523 R91	6 23	702 468 R1	3 26	703 696 R1	6 14	703 852 R1	1 5
700 524 R91	4 24	702 468 R1	3 28	703 696 R1	6 15	703 853 R11	1 5
700 526 R91	4 24	702 472 R1	3 26	703 696 R1	6 17	703 865 R1	1 7
700 531 R1	6 2	702 472 R1	3 28	703 696 R1	6 18	703 865 R1	2 7
700 531 R1	6 4	702 473 R1	3 26	703 700 R1	1 9	703 874 R1	1 3
700 531 R1	6 5	702 474 R1	3 24	703 789 R1	1 17	703 875 R1	1 3
700 531 R1	6 6	702 474 R1	3 25	703 789 R1	2 21	703 875 R1	2 3
700 531 R1	6 7	702 474 R1	3 27	703 795 R1	1 17	703 877 R1	1 6
700 531 R1	6 40	702 475 R1	3 24	703 795 R1	2 21	703 877 R1	6 64
700 531 R1	6 41	702 475 R1	3 25	703 812 R1	1 4	703 883 R6	1 3
700 531 R1	6 70	702 475 R1	3 27	703 812 R1	2 4	703 883 R6	1 20
700 531 R1	6 82	702 476 R1	3 24	703 814 R1	1 18	703 884 R21	1 4
700 531 R1	6 83	702 476 R1	3 25	703 814 R1	2 22	703 884 R21	2 4
700 531 R1	6 84	702 476 R1	3 27	703 815 R1	1 18	703 885 R1	1 4
700 531 R1	6 85	702 476 R1	3 26	703 815 R1	1 19	703 885 R1	2 4
700 531 R1	6 86	702 478 R1	3 28	703 815 R1	1 20	703 886 R2	1 4
700 540 R91	2 9	702 483 R91	3 26	703 815 R1	2 22	703 886 R2	2 4
700 541 R91	2 9	702 788 R1	6 101	703 815 R1	2 23	703 886 R6	1 20
700 545 R91	6 22	702 788 R1	6 102	703 815 R1	2 24	703 887 R2	1 4
700 572 R1	4 15	702 888 R1	2 17	703 816 R1	1 18	703 887 R2	2 4



NUMERICAL INDEX

Part Number	Group and Page No.	Part Number	Group and Page No.	Part Number	Group and Page No.	Part Number	Group and Page No.
703 893 R2	1 4	703 957 R1	6 67	704 144 R21	4 4	704 200 R32	6 41
703 893 R2	2 4	703 957 R11	4 22	704 148 R4	4 4	704 201 R91	6 3
703 894 R21	1 3	703 966 R1	4 27	704 148 R4	4 5	704 202 R91	6 3
703 894 R21	2 2	703 966 R1	6 83	704 152 R91	6 30	704 203 R1	6 3
703 896 R1	1 3	703 967 R2	4 27	704 153 R91	6 30	704 203 R1	6 41
703 896 R1	1 20	703 968 R21	4 27	704 154 R91	6 30	704 205 R3	6 3
703 896 R1	2 2	703 969 R1	4 25	704 155 R1	6 30	704 207 R3	6 3
703 896 R1	2 24	703 971 R1	4 27	704 156 R1	6 30	704 207 R3	6 40
703 897 R1	3 5	703 972 R1	4 27	704 157 R91	6 31	704 208 R93	6 3
703 898 R1	3 5	703 984 R1	4 24	704 158 R91	6 31	704 212 R91	6 2
703 899 R1	3 5	704 008 R1	4 23	704 159 R1	6 31	704 212 R91	6 4
703 905 R21	4 28	704 009 R1	4 23	704 160 R1	6 31	704 212 R91	6 5
703 906 R21	4 29	704 010 R1	4 23	704 162 R1	1 3	704 212 R91	6 6
703 908 R91	4 28	704 017 R1	4 24	704 162 R1	1 20	704 212 R91	6 7
703 911 R1	6 14	704 021 R1	4 15	704 164 R1	1 3	704 212 R91	6 40
703 911 R1	6 15	704 021 R1	6 55	704 164 R1	1 3	704 212 R91	6 41
703 911 R1	6 17	704 022 R93	6 7	704 165 R2	2 3	704 212 R91	6 70
703 911 R1	6 18	704 022 R93	6 85	704 165 R2	1 3	704 212 R91	6 82
703 913 R3	4 35	704 029 R1	4 24	704 176 R94	6 2	704 212 R91	6 83
703 914 R11	4 35	704 038 R1	4 26	704 177 R21	6 3	704 212 R91	6 84
703 915 R1	4 35	704 039 R2	4 26	704 177 R21	6 40	704 212 R91	6 85
703 915 R1	6 81	704 041 R91	4 25	704 178 R21	6 2	704 212 R91	6 86
703 915 R92	6 83	704 043 R94	4 6	704 178 R21	6 40	704 213 R2	6 3
703 916 R91	6 81	704 044 R96	4 6	704 179 R1	6 3	704 214 R2	6 3
703 916 R91	6 83	704 051 R12	6 3	704 180 R1	6 2	704 215 R1	4 28
703 917 R91	6 83	704 052 R12	6 3	704 182 R1	6 3	704 216 R2	1 18
703 917 R92	4 35	704 058 R1	6 6	704 182 R1	6 40	704 216 R2	2 22
703 917 R92	6 81	704 058 R1	6 7	704 183 R1	6 2	704 216 R3	1 19
703 921 R1	4 15	704 058 R1	6 83	704 183 R1	6 40	704 216 R3	2 23
703 921 R1	6 55	704 058 R1	6 85	704 184 R93	6 2	704 216 R31	1 19
703 922 R1	4 15	704 058 R1	6 86	704 184 R93	6 40	704 216 R31	2 23
703 922 R1	6 55	704 059 R3	6 7	704 185 R1	6 2	704 217 R91	1 18
703 923 R91	6 34	704 060 R3	6 7	704 185 R1	6 5	704 217 R91	1 19
703 925 R2	6 81	704 061 R5	6 7	704 185 R1	6 40	704 217 R91	2 22
703 928 R91	6 32	704 061 R5	6 83	704 187 R1	6 2	704 217 R91	2 23
703 928 R91	6 35	704 061 R5	6 85	704 187 R1	6 4	704 218 R1	1 18
703 929 R1	4 36	704 061 R5	6 86	704 187 R1	6 5	704 218 R1	1 19
703 929 R1	6 32	704 083 R91	4 19	704 187 R1	6 6	704 218 R1	2 22
703 929 R1	6 33	704 083 R91	6 53	704 187 R1	6 7	704 218 R1	2 23
703 929 R1	6 35	704 083 R91	6 75	704 187 R1	6 40	704 218 R1	2 23
703 930 R1	4 36	704 088 R91	1 8	704 187 R1	6 41	704 219 R2	1 18
703 930 R1	6 32	704 088 R91	2 8	704 187 R1	6 82	704 219 R2	2 22
703 930 R1	6 33	704 089 R91	1 8	704 187 R1	6 83	704 222 R1	1 19
703 930 R1	6 35	704 089 R91	2 8	704 187 R1	6 84	704 222 R1	2 22
703 931 R1	4 36	704 092 R1	2 8	704 187 R1	6 85	704 222 R1	2 23
703 931 R1	6 32	704 094 R1	2 8	704 187 R1	6 86	704 228 R11	6 22
703 931 R1	6 33	704 095 R1	1 8	704 188 R97	6 3	704 229 R91	6 17
703 931 R1	6 35	704 095 R1	2 8	704 190 R51	6 3	704 229 R91	6 14
703 932 R3	4 34	704 100 R1	1 8	704 190 R51	6 41	704 229 R91	6 16
703 932 R32	4 34	704 100 R1	2 8	704 191 R51	6 3	704 229 R91	6 18
703 934 R1	4 34	704 107 R1	1 14	704 191 R51	6 41	704 229 R91	6 22
703 935 R13	4 34	704 107 R1	1 15	704 194 R2	6 3	704 229 R91	6 62
703 938 R13	4 34	704 133 R3	4 3	704 194 R2	6 41	704 229 R91	6 69
703 942 R3	4 34	704 135 R1	4 3	704 195 R4	6 3	704 230 R91	6 17
703 943 R3	4 34	704 137 R2	3 24	704 196 R96	6 3	704 230 R91	6 14
703 952 R2	3 9	704 137 R2	3 29	704 197 R91	6 3	704 230 R91	6 16
703 952 R2	4 10	704 138 R2	3 24	704 198 R1	6 3	704 230 R91	6 18
703 952 R2	4 11	704 138 R2	3 29	704 200 R32	6 3	704 230 R91	6 22
703 952 R2	4 33	704 143 R4	4 3	704 200 R32	6 40	704 230 R91	6 62



NUMERICAL INDEX

Part Number	Group and Page No.	Part Number	Group and Page No.	Part Number	Group and Page No.	Part Number	Group and Page No.
704 230 R91	6 69	704 331 R1	5 4	704 392 R21	6 21	704 664 R1	6 57
704 231 R12	6 22	704 331 R1	5 13	704 393 R91	6 12	704 664 R1	6 80
704 233 R2	6 22	704 331 R1	5 14	704 393 R91	6 19	704 668 R93	3 3
704 234 R91	6 17	704 336 R1	5 4	704 393 R91	6 21	704 668 R93	3 5
704 234 R91	6 14	704 336 R1	5 13	704 394 R91	6 12	704 668 R93	3 13
704 234 R91	6 16	704 336 R1	5 14	704 394 R91	6 19	704 668 R94	3 11
704 234 R91	6 18	704 337 R1	5 4	704 394 R91	6 21	704 669 R92	4 36
704 234 R91	6 22	704 337 R1	5 5	704 395 R96	6 12	704 669 R92	4 38
704 234 R91	6 60	704 337 R1	5 6	704 395 R96	6 20	704 675 R91	4 16
704 234 R91	6 61	704 337 R1	5 13	704 395 R96	6 21	704 675 R91	6 34
704 235 R91	6 17	704 337 R1	5 14	704 422 R93	4 33	704 681 R2	4 13
704 235 R91	6 14	704 337 R1	5 16	704 423 R2	4 32	704 695 R1	4 9
704 235 R91	6 16	704 337 R1	5 20	704 427 R2	4 34	704 700 R1	4 9
704 235 R91	6 18	704 337 R1	6 93	704 428 R3	4 34	704 701 R1	4 9
704 235 R91	6 22	704 337 R1	6 94	704 429 R2	4 34	704 707 R1	4 28
704 235 R91	6 60	704 338 R1	5 3	704 436 R1	1 7	704 712 R21	1 6
704 235 R91	6 61	704 338 R1	5 15	704 436 R1	6 59	704 712 R21	2 6
704 238 R1	6 22	704 339 R1	5 3	704 443 R1	1 4	704 717 R1	5 19
704 239 R1	6 22	704 339 R1	5 15	704 443 R1	2 4	704 738 R1	5 2
704 240 R1	6 22	704 340 R2	5 2	704 444 R2	3 12	704 738 R1	5 15
704 241 R1	6 22	704 341 R1	5 4	704 444 R2	3 14	704 739 R1	5 2
704 242 R1	6 23	704 341 R1	5 15	704 444 R2	4 10	704 739 R1	5 15
704 243 R1	6 23	704 342 R92	5 4	704 444 R2	4 11	704 740 R2	5 2
704 244 R91	6 23	704 342 R92	5 14	704 445 R1	3 12	704 740 R2	5 15
704 245 R91	6 23	704 348 R1	5 2	704 445 R1	3 14	704 741 R1	5 4
704 246 R21	6 23	704 348 R1	5 4	704 445 R1	4 10	704 741 R1	5 9
704 247 R91	6 23	704 348 R1	5 9	704 445 R1	4 11	704 741 R1	5 14
704 248 R91	6 23	704 348 R1	5 14	704 447 R94	3 5	704 743 R91	6 98
704 249 R11	6 23	704 348 R1	5 15	704 447 R94	3 10	704 743 R91	6 99
704 250 R1	6 23	704 348 R1	5 21	704 448 R1	3 6	704 743 R91	5 13
704 251 R1	6 23	704 353 R91	5 2	704 449 R1	3 6	704 743 R91	6 47
704 252 R1	6 23	704 353 R91	5 15	704 520 R2	4 10	704 744 R4	4 26
704 263 R93	4 37	704 356 R1	5 3	704 520 R2	4 11	704 747 R1	4 26
704 268 R21	4 37	704 358 R3	5 3	704 522 R12	4 10	704 749 R1	4 26
704 274 R31	5 2	704 359 R2	5 3	704 522 R12	4 11	704 750 R1	4 26
704 274 R31	5 15	704 360 R1	5 3	704 523 R12	4 10	704 754 R1	5 4
704 275 R91	6 6	704 361 R4	5 3	704 523 R12	4 11	704 755 R1	5 4
704 276 R21	6 6	704 363 R2	5 3	704 525 R1	4 10	704 756 R1	5 4
704 278 R31	6 6	704 365 R1	5 3	704 525 R1	4 11	704 757 R1	4 26
704 281 R1	6 70	704 366 R2	5 3	704 526 R1	4 10	704 758 R1	4 26
704 281 R2	6 6	704 367 R1	5 2	704 526 R1	4 11	704 759 R2	4 26
704 281 R2	6 84	704 368 R1	5 2	704 538 R92	6 26	704 763 R1	6 25
704 282 R2	6 6	704 369 R1	5 2	704 541 R3	6 3	704 765 R1	4 28
704 282 R2	6 84	704 370 R21	5 3	704 542 R5	6 3	704 768 R92	4 24
704 284 R2	4 2	704 378 R1	5 3	704 589 R1	5 10	704 768 R92	6 23
704 288 R91	5 21	704 378 R1	5 18	704 596 R1	6 95	704 769 R92	6 20
704 327 R91	6 17	704 378 R1	6 48	704 596 R1	6 96	704 769 R92	6 22
704 327 R91	6 14	704 379 R1	5 3	704 613 R1	4 5	704 772 R92	4 24
704 327 R91	6 16	704 380 R1	5 3	704 613 R1	4 7	704 779 R3	6 3
704 327 R91	6 18	704 381 R1	5 3	704 614 R31	4 5	704 779 R3	6 41
704 327 R91	6 60	704 381 R1	5 15	704 616 R95	4 5	704 782 R1	1 4
704 327 R91	6 61	704 385 R1	6 12	704 621 R1	4 7	704 782 R1	2 4
704 327 R91	6 62	704 385 R1	6 20	704 621 R1	6 32	704 783 R2	1 4
704 327 R91	6 64	704 385 R1	6 21	704 624 R93	5 4	705 206 R1	5 3
704 327 R91	6 69	704 387 R11	6 12	704 624 R93	5 6	705 231 R2	4 34
704 330 R94	5 4	704 387 R11	6 20	704 624 R93	5 14	705 232 R1	5 4
704 330 R94	5 8	704 387 R11	6 21	704 625 R3	5 4	705 232 R1	5 14
704 330 R94	5 13	704 387 R21	6 12	704 625 R3	5 14	705 233 R1	4 26
704 330 R94	5 14	704 392 R21	6 19	704 664 R1	4 34	705 247 R1	4 19



NUMERICAL INDEX

Part Number	Group and Page No.	Part Number	Group and Page No.	Part Number	Group and Page No.	Part Number	Group and Page No.
705 247 R1	6 44	705 551 R1	4 28	705 751 R1	3 16	705 840 R1	3 11
705 247 R1	6 75	705 565 R1	4 22	705 752 R1	3 16	705 841 R91	3 11
705 248 R1	4 19	705 565 R1	6 10	705 753 R1	3 16	705 842 R1	3 11
705 248 R1	6 44	705 565 R1	6 57	705 754 R1	3 16	705 843 R1	3 11
705 248 R1	6 75	705 565 R1	6 68	705 755 R1	3 16	705 844 R91	3 11
705 252 R2	6 67	705 566 R1	4 22	705 756 R1	3 16	705 845 R1	3 11
705 252 R3	4 22	705 566 R1	6 10	705 757 R91	3 16	705 846 R91	3 11
705 253 R1	4 36	705 566 R1	6 57	705 758 R91	3 16	705 848 R91	3 11
705 254 R1	3 14	705 566 R1	6 68	705 759 R91	3 16	705 850 R91	3 10
705 255 R1	3 14	705 578 R1	5 5	705 775 R91	3 25	705 851 R1	3 10
705 256 R1	3 14	705 578 R1	5 20	705 775 R91	3 27	705 852 R91	3 10
705 257 R1	3 14	705 578 R1	6 93	705 776 R91	3 25	705 853 R1	3 10
705 259 R93	3 25	705 578 R91	6 94	705 777 R1	3 26	705 854 R91	3 10
705 263 R91	3 19	705 579 R91	5 5	705 779 R91	3 25	705 855 R91	3 10
705 266 R91	3 12	705 579 R91	5 20	705 781 R91	3 25	705 856 R1	3 10
705 266 R91	3 13	705 579 R91	6 93	705 785 R1	3 28	705 857 R1	3 10
705 266 R91	3 20	705 579 R91	6 94	705 786 R1	3 25	705 859 R1	3 10
705 266 R91	3 22	705 591 R1	4 10	705 788 R1	3 25	705 860 R91	3 11
705 267 R92	3 16	705 591 R1	4 11	705 789 R1	3 25	705 896 R1	3 5
705 267 R92	3 19	705 612 R91	1 17	705 794 R1	3 26	705 896 R1	3 20
705 268 R91	3 16	705 612 R91	2 21	705 795 R1	3 26	705 896 R1	3 23
705 268 R91	3 20	705 650 R1	4 25	705 801 R1	3 26	705 896 R1	3 29
705 270 R91	3 16	705 695 R91	3 6	705 801 R1	3 28	705 897 R1	3 5
705 270 R91	3 20	705 728 R1	3 16	705 802 R1	3 26	705 897 R1	3 20
705 271 R91	3 16	705 728 R1	3 20	705 802 R1	3 28	705 897 R1	3 22
705 271 R91	3 20	705 731 R91	1 17	705 803 R1	3 26	705 897 R1	3 23
705 380 R1	1 11	705 731 R91	2 21	705 805 R1	3 28	705 897 R1	6 26
705 383 R91	3 10	705 732 R1	1 17	705 806 R91	3 25	705 897 R1	6 78
705 384 R1	3 10	705 732 R1	2 21	705 807 R1	3 24	705 901 R93	3 23
705 385 R1	3 10	705 733 R1	1 17	705 807 R1	3 25	705 903 R1	3 20
705 449 R1	4 7	705 733 R1	2 21	705 809 R91	3 26	705 904 R92	3 20
705 449 R1	6 32	705 734 R1	1 17	705 811 R91	3 26	705 905 R92	3 19
705 512 R1	5 5	705 734 R1	2 21	705 812 R1	3 24	705 906 R92	3 19
705 512 R1	5 20	705 735 R1	1 17	705 812 R1	3 26	705 926 R1	4 26
705 516 R2	5 5	705 735 R1	2 21	705 813 R1	3 26	705 933 R91	4 7
705 517 R91	5 5	705 736 R1	1 17	705 814 R1	3 26	705 933 R91	4 8
705 519 R1	5 4	705 736 R1	2 21	705 815 R1	3 26	705 934 R91	4 2
705 519 R1	5 13	705 737 R1	1 17	705 816 R91	3 26	705 937 R91	5 4
705 519 R1	5 14	705 737 R1	2 21	705 817 R1	5 2	705 937 R91	5 9
705 519 R1	5 21	705 738 R91	1 17	705 817 R1	5 15	705 937 R91	5 14
705 520 R1	5 4	705 738 R91	2 21	705 818 R91	3 26	705 965 R1	4 33
705 520 R1	5 13	705 739 R1	1 17	705 819 R1	3 26	705 967 R1	4 32
705 520 R1	5 14	705 739 R1	2 21	705 820 R1	3 26	705 972 R1	4 34
705 530 R1	4 21	705 740 R1	1 17	705 821 R1	3 26	705 977 R1	4 34
705 530 R1	6 58	705 740 R1	2 21	705 822 R1	3 26	705 983 R91	6 30
705 530 R1	6 59	705 741 R1	1 17	705 824 R91	3 25	705 984 R91	6 30
705 532 R1	4 21	705 741 R1	2 21	705 827 R1	3 12	705 985 R1	6 30
705 532 R1	6 59	705 742 R1	1 17	705 827 R1	3 14	705 993 R1	2 8
705 534 R1	6 59	705 742 R1	2 21	705 829 R1	3 14	705 994 R1	5 6
705 535 R1	6 59	705 743 R1	1 17	705 830 R91	3 11	705 996 R1	5 6
705 536 R1	4 21	705 743 R1	2 21	705 831 R1	3 8	705 999 R2	5 6
705 542 R91	4 21	705 744 R1	1 17	705 832 R1	3 8	706 001 R1	5 6
705 543 R1	4 21	705 744 R1	2 21	705 832 R1	3 11	706 002 R1	5 6
705 545 R1	3 20	705 747 R91	1 17	705 833 R91	3 10	706 003 R92	5 7
705 546 R14	3 20	705 747 R91	2 21	705 834 R91	3 10	706 004 R1	5 7
705 546 R14	3 22	705 750 R91	6 12	705 835 R92	3 10	706 005 R1	5 7
705 546 R31	3 9	705 750 R91	6 20	705 836 R91	3 10	706 006 R1	5 6
705 546 R31	6 35	705 750 R91	6 21	705 838 R1	3 10	706 007 R1	5 6
705 548 R1	3 20	705 750 R91	6 22	705 839 R91	3 11	706 008 R91	5 6



NUMERICAL INDEX

Part Number	Group and Page No.	Part Number	Group and Page No.	Part Number	Group and Page No.	Part Number	Group and Page No.
706 009 R1	5 6	706 225 R2	4 4	706 595 R1	3 12	707 330 R92	5 6
706 010 R1	5 6	706 275 R91	1 10	706 595 R1	3 14	707 351 R1	4 34
706 011 R91	5 6	706 281 R1	4 10	706 596 R1	3 3	707 352 R2	5 6
706 012 R1	5 6	706 281 R1	4 11	706 596 R1	3 12	707 353 R1	5 6
706 013 R1	5 6	706 282 R91	1 10	706 596 R1	3 14	707 457 R1	4 4
706 014 R1	5 6	706 283 R1	1 10	706 610 R1	3 3	707 458 R1	4 4
706 015 R1	5 6	706 287 R1	1 10	706 610 R1	3 5	707 469 R1	2 2
706 016 R1	5 7	706 288 R1	1 10	706 610 R1	6 88	707 481 R92	3 12
706 017 R1	5 6	706 289 R1	1 9	706 628 R1	1 15	707 481 R92	3 14
706 018 R1	5 6	706 289 R1	1 10	706 628 R1	2 18	707 481 R92	3 20
706 019 R1	5 6	706 290 R1	1 10	706 628 R1	2 19	707 481 R92	3 22
706 020 R1	5 6	706 291 R1	1 10	706 685 R92	3 5	707 481 R92	3 23
706 021 R1	5 6	706 291 R2	1 10	706 685 R92	3 13	707 483 R1	3 14
706 022 R1	5 6	706 292 R1	1 10	706 715 R91	3 10	707 484 R1	3 14
706 025 R1	5 6	706 293 R1	1 10	706 732 R1	1 6	707 486 R1	3 14
706 025 R1	5 7	706 308 R91	5 3	706 732 R1	2 6	707 487 R1	3 14
706 027 R1	5 7	706 399 R91	3 27	706 732 R1	4 22	707 499 R1	3 14
706 027 R1	5 16	706 400 R91	3 27	706 732 R1	6 10	707 531 R1	3 12
706 028 R1	1 14	706 405 R1	5 4	706 732 R1	6 57	707 531 R1	6 70
706 035 R1	5 7	706 405 R1	5 13	706 732 R1	6 67	707 539 R1	3 6
706 036 R1	5 7	706 405 R1	5 14	706 739 R93	6 35	707 558 R91	4 18
706 037 R2	4 34	706 405 R1	5 21	706 745 R1	6 23	707 573 R1	3 13
706 038 R1	4 34	706 423 R1	6 89	706 749 R91	1 19	707 687 R1	6 25
706 039 R2	4 32	706 428 R1	6 89	706 749 R91	2 23	707 688 R1	6 25
706 039 R2	4 34	706 471 R1	3 6	706 891 R1	6 89	707 691 R1	6 25
706 041 R96	4 33	706 472 R91	3 6	706 959 R92	4 8	707 694 R1	6 25
706 077 R1	1 9	706 475 R1	3 6	706 977 R91	1 14	707 696 R11	6 25
706 082 R91	4 8	706 476 R1	3 6	706 977 R91	1 15	707 698 R1	6 25
706 083 R1	5 4	706 477 R1	3 7	706 977 R91	2 18	707 699 R1	6 25
706 084 R1	5 4	706 478 R1	3 7	706 977 R91	2 19	707 700 R1	6 25
706 087 R1	5 2	706 479 R1	3 7	707 022 R91	3 16	707 701 R1	6 25
706 087 R1	5 4	706 480 R1	3 7	707 022 R91	3 17	707 703 R91	4 36
706 088 R1	5 2	706 481 R1	3 7	707 067 R91	6 4	707 703 R91	6 32
706 088 R1	5 4	706 481 R1	3 8	707 068 R12	6 5	707 703 R91	6 33
706 095 R91	5 3	706 483 R1	3 6	707 069 R12	6 4	707 703 R91	6 35
706 102 R1	3 20	706 483 R1	3 7	707 070 R1	6 5	707 706 R1	6 32
706 105 R93	1 20	706 491 R2	1 6	707 071 R12	6 3	707 707 R1	6 32
706 110 R91	3 16	706 491 R2	2 6	707 071 R12	6 4	707 713 R92	4 5
706 111 R1	3 16	706 575 R1	5 6	707 071 R12	6 6	707 744 R92	5 2
706 112 R1	3 16	706 576 R91	5 7	707 071 R12	6 41	707 745 R1	5 3
706 113 R1	3 16	706 578 R91	5 7	707 071 R12	6 70	707 745 R1	5 19
706 114 R1	3 16	706 581 R1	5 7	707 072 R1	6 4	707 746 R2	5 3
706 117 R91	3 16	706 582 R1	5 7	707 073 R91	6 5	707 746 R2	5 19
706 130 R91	3 23	706 583 R1	5 7	707 125 R91	3 16	707 747 R1	5 3
706 130 R91	3 29	706 584 R1	5 7	707 126 R1	3 16	707 747 R1	5 19
706 131 R11	1 4	706 584 R1	5 16	707 127 R1	3 16	707 754 R1	5 3
706 137 R94	6 2	706 584 R1	5 18	707 127 R1	3 17	707 760 R2	5 3
706 151 R2	4 20	706 585 R1	5 7	707 128 R1	3 16	707 814 R1	6 3
706 152 R1	4 20	706 586 R1	5 7	707 129 R1	3 16	707 815 R1	6 3
706 153 R1	4 20	706 588 R91	5 5	707 129 R1	3 17	707 816 R91	6 3
706 154 R1	4 20	706 589 R91	5 5	707 131 R1	3 16	707 817 R91	6 3
706 155 R1	4 20	706 592 R1	1 17	707 131 R1	3 17	707 820 R93	6 2
706 204 R1	2 9	706 592 R1	1 20	707 134 R1	3 16	707 822 R93	4 10
706 204 R1	2 10	706 592 R1	2 21	707 135 R1	3 16	707 822 R93	4 11
706 204 R1	6 29	706 592 R1	2 24	707 136 R1	3 16	707 830 R91	3 27
706 207 R93	4 10	706 594 R1	3 3	707 296 R21	4 37	707 838 R1	3 27
706 209 R92	4 13	706 594 R1	3 12	707 299 R2	4 26	707 844 R1	6 22
706 216 R1	4 13	706 594 R1	3 14	707 321 R91	1 10	707 859 R1	1 17
706 216 R1	6 90	706 595 R1	3 3	707 327 R2	2 7	707 859 R1	2 21



NUMERICAL INDEX

Part Number	Group and Page No.	Part Number	Group and Page No.	Part Number	Group and Page No.	Part Number	Group and Page No.
707 861 R1	1 17	708 115 R1	4 12	708 396 R1	2 14	708 636 R1	6 35
707 861 R1	2 21	708 115 R1	6 26	708 404 R91	6 88	708 637 R1	3 14
707 862 R1	1 17	708 116 R1	3 17	708 418 R1	3 15	708 637 R1	6 35
707 862 R1	2 21	708 116 R1	3 18	708 418 R1	3 17	708 647 R12	4 13
707 863 R1	1 17	708 117 R1	3 17	708 419 R1	3 15	708 652 R1	4 22
707 863 R1	2 21	708 117 R1	3 18	708 419 R1	3 17	708 782 R91	3 22
707 864 R1	1 17	708 117 R1	4 9	708 420 R1	3 17	708 782 R91	3 29
707 864 R1	2 21	708 127 R2	6 87	708 421 R1	3 17	708 783 R1	3 22
707 865 R1	1 17	708 170 R91	6 60	708 422 R91	5 8	708 783 R1	3 29
707 865 R1	2 21	708 170 R91	6 61	708 422 R91	6 50	708 784 R1	3 22
707 866 R1	1 17	708 170 R91	6 62	708 423 R94	4 17	708 784 R1	3 29
707 866 R1	2 21	708 170 R91	6 64	708 424 R91	4 16	708 785 R1	3 22
707 868 R1	1 17	708 170 R91	6 69	708 426 R92	4 18	708 785 R1	3 29
707 868 R1	2 21	708 177 R1	5 15	708 426 R92	6 52	708 854 R91	3 25
707 869 R1	1 17	708 178 R1	5 15	708 431 R92	4 13	708 884 R1	6 40
707 869 R1	2 21	708 179 R1	5 15	708 431 R92	4 14	708 902 R1	1 6
707 870 R1	1 17	708 181 R1	5 15	708 432 R93	4 13	708 902 R2	2 6
707 870 R1	2 21	708 194 R91	4 36	708 435 R1	3 12	708 903 R91	1 6
707 871 R1	1 17	708 284 R31	1 5	708 435 R1	3 13	708 903 R91	2 6
707 871 R1	2 21	708 285 R1	1 5	708 496 R1	5 6	708 903 R91	2 24
707 872 R1	1 17	708 285 R1	1 20	708 496 R1	5 7	708 904 R1	1 6
707 872 R1	2 21	708 285 R1	2 5	708 510 R91	3 27	708 904 R1	2 6
707 873 R1	1 17	708 285 R1	2 24	708 511 R92	3 27	708 907 R1	1 6
707 873 R1	2 21	708 286 R1	1 7	708 512 R91	3 26	708 907 R1	1 20
707 874 R1	1 17	708 289 R1	1 9	708 512 R91	3 27	708 907 R1	2 6
707 874 R1	2 21	708 289 R1	1 20	708 515 R92	3 27	708 907 R1	2 24
707 880 R1	6 26	708 290 R11	1 9	708 516 R1	3 27	708 909 R93	1 7
707 881 R1	6 26	708 291 R1	1 9	708 517 R1	3 28	708 909 R93	2 7
707 882 R1	6 26	708 294 R92	1 12	708 518 R1	3 27	708 910 R91	1 7
707 883 R1	6 26	708 296 R1	1 5	708 519 R1	3 28	708 910 R91	2 7
707 884 R1	6 26	708 296 R1	1 10	708 521 R1	3 27	708 911 R91	1 7
707 886 R1	6 26	708 296 R1	2 10	708 541 R1	6 12	708 911 R91	2 7
707 887 R1	3 12	708 296 R1	4 9	708 541 R1	6 20	708 912 R91	1 7
707 887 R1	3 14	708 296 R1	4 12	708 541 R1	6 21	708 912 R91	2 7
707 888 R92	1 6	708 296 R1	6 92	708 548 R91	1 17	708 913 R91	1 7
707 888 R92	2 6	708 297 R1	1 5	708 548 R91	2 21	708 913 R91	2 7
707 888 R92	4 2	708 297 R1	1 10	708 580 R91	6 12	708 914 R91	1 7
707 888 R92	5 21	708 297 R1	2 10	708 580 R91	6 20	708 914 R91	1 8
707 889 R1	5 3	708 297 R1	4 9	708 580 R91	6 21	708 914 R91	2 7
707 890 R92	3 27	708 297 R1	4 12	708 600 R91	4 16	708 914 R91	2 8
707 891 R92	3 27	708 297 R1	6 92	708 601 R1	4 17	708 915 R91	1 7
707 905 R91	6 31	708 307 R21	1 9	708 602 R91	4 17	708 915 R91	2 7
707 906 R1	6 31	708 308 R21	1 9	708 603 R1	4 17	708 920 R92	5 12
707 939 R91	6 87	708 309 R21	1 9	708 604 R92	4 16	708 922 R1	5 12
707 945 R91	3 22	708 310 R21	1 9	708 605 R91	4 17	708 924 R1	5 12
707 991 R1	6 13	708 314 R1	1 10	708 606 R91	4 17	708 953 R91	2 12
707 991 R1	6 20	708 319 R41	4 10	708 607 R1	4 17	708 953 R91	2 13
707 991 R1	6 21	708 327 R21	4 13	708 608 R1	4 17	708 954 R1	1 12
708 107 R91	6 12	708 331 R1	1 3	708 609 R1	4 17	708 956 R1	1 12
708 107 R91	6 20	708 331 R1	2 2	708 611 R91	4 16	708 956 R1	1 13
708 107 R91	6 21	708 332 R1	1 3	708 612 R1	4 16	708 956 R1	2 13
708 109 R93	3 5	708 332 R1	2 2	708 613 R1	4 16	708 957 R1	1 12
708 109 R93	3 14	708 346 R1	3 11	708 615 R1	4 17	708 957 R1	1 13
708 109 R93	6 35	708 347 R1	3 11	708 617 R1	4 16	708 957 R1	2 13
708 113 R1	3 18	708 348 R91	3 17	708 618 R1	4 16	708 958 R1	1 12
708 114 R1	3 17	708 348 R91	3 19	708 619 R1	4 16	708 958 R1	1 13
708 114 R1	6 87	708 395 R1	5 8	708 623 R1	4 16	708 958 R1	2 12
708 115 R1	3 17	708 395 R1	6 50	708 627 R3	4 17	708 958 R1	2 13
708 115 R1	3 18	708 396 R1	2 12	708 636 R1	3 14	708 959 R1	1 12



NUMERICAL INDEX

Part Number	Group and Page No.	Part Number	Group and Page No.	Part Number	Group and Page No.	Part Number	Group and Page No.
708 959 R1	1 13	709 233 R91	3 15	709 542 R1	3 15	709 768 R1	6 78
708 959 R1	2 12	709 233 R91	3 22	709 543 R1	3 15	709 769 R1	6 78
708 959 R1	2 13	709 234 R1	3 15	709 544 R1	3 16	709 770 R1	6 78
708 963 R1	1 12	709 234 R1	3 22	709 545 R1	3 15	709 771 R1	6 78
708 963 R1	1 13	709 235 R91	3 15	709 546 R91	5 3	709 772 R91	1 5
708 963 R1	2 13	709 235 R91	3 22	709 640 R92	6 9	709 772 R91	2 5
708 967 R1	1 17	709 236 R91	3 16	709 642 R2	6 9	709 776 R91	3 15
708 967 R1	2 21	709 236 R91	3 22	709 643 R1	6 9	709 782 R2	6 81
708 969 R92	3 3	709 237 R1	3 16	709 644 R1	6 9	709 811 R91	6 29
708 969 R92	3 5	709 237 R1	3 22	709 645 R1	6 9	709 840 R1	5 11
708 969 R92	3 11	709 241 R91	3 21	709 646 R1	6 9	709 901 R11	1 5
708 969 R92	3 13	709 243 R91	3 16	709 647 R1	6 9	709 903 R1	1 5
708 995 R1	4 33	709 243 R91	3 22	709 648 R1	6 9	709 903 R1	1 20
708 996 R1	4 26	709 252 R1	4 35	709 650 R1	6 9	709 903 R1	2 5
708 997 R2	4 26	709 253 R91	3 22	709 651 R1	6 9	709 903 R1	2 24
708 998 R91	4 26	709 307 R92	6 3	709 652 R1	6 9	709 904 R2	1 5
708 999 R1	4 26	709 307 R92	6 41	709 653 R1	6 9	709 909 R2	1 18
709 109 R1	6 83	709 308 R92	6 3	709 654 R1	6 9	709 909 R2	1 19
709 110 R11	6 81	709 308 R92	6 41	709 727 R91	6 79	709 909 R2	2 22
709 110 R11	6 83	709 443 R1	3 16	709 728 R1	6 79	709 909 R2	2 23
709 119 R1	6 80	709 443 R1	3 22	709 729 R1	6 79	710 327 R11	1 8
709 120 R1	6 80	709 444 R91	3 16	709 730 R1	6 79	710 327 R11	2 8
709 121 R1	6 80	709 444 R91	3 22	709 731 R1	6 79	710 348 R1	3 5
709 122 R91	6 80	709 450 R1	1 4	709 732 R1	6 79	710 382 R3	1 10
709 123 R1	6 80	709 450 R1	2 4	709 733 R1	6 79	710 382 R3	1 20
709 124 R1	6 80	709 459 R1	3 13	709 734 R91	6 79	710 383 R1	1 10
709 125 R1	6 80	709 468 R91	3 5	709 735 R1	6 79	710 383 R1	1 20
709 137 R1	6 28	709 468 R91	3 13	709 736 R1	6 79	710 474 R1	3 5
709 157 R1	6 80	709 473 R1	4 17	709 737 R1	6 79	710 737 R11	1 8
709 158 R1	6 80	709 475 R1	4 3	709 738 R1	6 79	710 737 R11	2 8
709 159 R91	6 79	709 483 R91	3 20	709 739 R1	6 79	710 768 R91	1 8
709 159 R91	6 80	709 489 R92	3 12	709 740 R1	6 79	710 768 R91	2 8
709 160 R1	6 80	709 489 R92	3 13	709 741 R1	6 79	710 769 R91	1 8
709 161 R1	6 80	709 489 R92	3 20	709 742 R1	6 79	710 769 R91	2 8
709 162 R1	6 80	709 489 R92	3 22	709 743 R1	6 79	710 953 R1	4 25
709 163 R91	6 80	709 489 R92	3 23	709 744 R1	6 79	711 045 R1	1 8
709 166 R91	4 12	709 489 R92	3 29	709 745 R1	6 79	711 045 R1	2 8
709 171 R91	6 77	709 491 R91	4 33	709 746 R1	6 79	711 069 R1	1 7
709 172 R91	6 77	709 492 R91	4 33	709 747 R1	6 78	711 069 R1	2 7
709 173 R91	6 77	709 495 R1	4 33	709 748 R1	6 77	711 184 R1	4 28
709 174 R91	6 77	709 496 R1	4 33	709 749 R91	6 78	711 185 R1	4 28
709 175 R1	6 78	709 497 R1	4 33	709 750 R91	6 78	711 186 R1	4 28
709 176 R1	6 80	709 498 R1	4 33	709 751 R91	6 78	711 197 R1	4 35
709 177 R1	6 80	709 499 R1	4 33	709 752 R1	6 78	711 272 R2	4 27
709 178 R1	6 80	709 500 R2	4 33	709 753 R1	6 77	711 272 R2	6 83
709 179 R1	6 80	709 502 R1	1 18	709 754 R1	6 77	711 283 R1	4 25
709 180 R91	6 80	709 502 R1	1 19	709 755 R1	6 78	711 283 R1	6 64
709 181 R91	6 80	709 502 R1	2 22	709 756 R1	6 78	711 304 R2	6 22
709 182 R1	6 80	709 502 R1	2 23	709 757 R1	6 78	711 312 R1	4 27
709 183 R1	6 80	709 515 R1	6 9	709 758 R91	6 78	711 312 R1	6 97
709 189 R1	6 29	709 515 R1	6 59	709 759 R91	6 78	711 466 R1	4 27
709 190 R11	6 29	709 516 R1	6 9	709 760 R1	6 78	711 558 R1	1 14
709 191 R1	6 29	709 516 R1	6 59	709 761 R1	6 78	711 558 R1	1 15
709 193 R92	3 12	709 517 R1	1 7	709 762 R1	6 78	711 558 R1	2 18
709 193 R92	3 14	709 517 R1	2 7	709 763 R1	6 78	711 558 R1	2 20
709 218 R91	6 29	709 522 R91	2 2	709 764 R1	6 78	711 863 R1	6 23
709 219 R91	6 29	709 539 R91	3 15	709 765 R1	6 78	711 864 R1	6 23
709 232 R1	3 22	709 540 R91	3 15	709 766 R1	6 78	711 865 R1	6 23
709 232 R1	3 29	709 541 R1	3 15	709 767 R1	6 78	711 866 R1	6 23



NUMERICAL INDEX

Part Number	Group and Page No.	Part Number	Group and Page No.	Part Number	Group and Page No.	Part Number	Group and Page No.
711 867 R1	6 23	751 082 R1	4 24	751 142 R1	6 18	751 161 R1	6 66
711 868 R1	6 23	751 085 R1	4 26	751 142 R1	6 60	751 163 R1	6 14
711 869 R1	6 23	751 086 R91	4 25	751 142 R1	6 61	751 163 R1	6 16
711 870 R1	6 23	751 087 R91	4 25	751 142 R1	6 62	751 164 R1	6 14
711 872 R1	6 23	751 088 R2	4 25	751 142 R1	6 66	751 164 R1	6 16
711 877 R1	6 22	751 089 R2	4 25	751 142 R1	6 69	751 167 R2	6 14
711 881 R1	6 23	751 090 R2	4 26	751 143 R1	6 14	751 167 R2	6 16
711 882 R1	6 22	751 094 R31	4 26	751 143 R1	6 16	751 168 R91	6 15
711 947 R1	6 25	751 097 R98	6 20	751 143 R1	6 17	751 168 R91	6 16
712 064 R1	2 5	751 100 R11	4 26	751 143 R1	6 18	751 169 R11	6 13
712 095 R1	2 19	751 101 R21	4 26	751 143 R1	6 60	751 172 R1	6 13
712 626 R1	4 25	751 104 R91	4 26	751 143 R1	6 61	751 173 R1	6 13
713 660 R11	1 8	751 109 R2	4 28	751 143 R1	6 62	751 179 R1	6 18
713 660 R11	2 8	751 110 R2	4 29	751 143 R1	6 66	751 181 R1	4 24
715 146 R91	1 8	751 111 R93	6 19	751 143 R1	6 69	751 185 R11	3 14
715 146 R91	2 8	751 113 R1	6 12	751 145 R1	6 14	751 297 R1	6 60
716 411 R1	2 8	751 113 R1	6 19	751 145 R1	6 16	751 297 R1	6 61
717 547 R1	4 28	751 113 R1	6 21	751 145 R1	6 17	751 303 R41	1 7
717 547 R1	4 29	751 114 R51	6 12	751 145 R1	6 19	751 303 R51	2 7
720 631 R1	5 3	751 114 R51	6 19	751 145 R1	6 60	751 398 R11	4 35
720 631 R1	5 12	751 114 R51	6 21	751 145 R1	6 61	751 399 R1	4 22
720 631 R1	6 7	751 115 R91	6 12	751 145 R1	6 62	751 437 R1	3 15
720 631 R1	6 40	751 115 R91	6 21	751 145 R1	6 69	751 438 R1	3 15
720 631 R1	6 82	751 117 R1	6 12	751 146 R1	4 24	751 439 R1	3 15
720 631 R1	6 83	751 117 R1	6 19	751 146 R1	6 14	751 440 R1	3 15
720 631 R1	6 85	751 117 R1	6 21	751 146 R1	6 16	751 441 R1	4 24
720 631 R1	6 86	751 118 R93	6 12	751 146 R1	6 17	751 443 R1	6 11
751 048 R2	4 22	751 118 R93	6 19	751 146 R1	6 18	751 443 R1	6 57
751 048 R2	4 67	751 118 R93	6 21	751 146 R1	6 60	751 443 R1	6 68
751 049 R1	4 22	751 120 R2	4 24	751 146 R1	6 61	751 454 R1	4 16
751 050 R2	4 22	751 123 R1	6 10	751 146 R1	6 62	751 461 R91	3 26
751 050 R2	6 67	751 123 R1	6 57	751 146 R1	6 69	751 471 R91	6 13
751 054 R1	4 24	751 123 R1	6 68	751 148 R3	6 14	751 471 R91	6 20
751 055 R3	4 24	751 124 R1	6 10	751 148 R3	6 16	751 471 R91	6 21
751 056 R1	4 24	751 124 R1	6 57	751 148 R3	6 17	751 472 R1	6 13
751 059 R1	4 24	751 124 R1	6 67	751 148 R3	6 18	751 472 R1	6 20
751 060 R91	4 24	751 125 R1	6 10	751 148 R3	6 60	751 472 R1	6 21
751 061 R1	4 24	751 125 R1	6 58	751 148 R3	6 61	751 497 R11	5 9
751 062 R1	4 24	751 125 R1	6 67	751 148 R3	6 62	751 499 R1	5 9
751 063 R91	6 11	751 126 R1	6 10	751 148 R3	6 69	751 503 R1	5 11
751 063 R91	6 66	751 126 R1	6 58	751 149 R1	6 14	751 505 R1	5 11
751 065 R1	6 11	751 126 R1	6 67	751 149 R1	6 16	751 506 R2	5 11
751 066 R1	6 11	751 127 R1	6 10	751 149 R1	6 17	751 507 R1	5 11
751 066 R1	6 66	751 127 R1	6 58	751 149 R1	6 18	751 508 R1	5 11
751 071 R1	4 23	751 127 R1	6 67	751 149 R1	6 60	751 509 R3	5 11
751 072 R3	4 24	751 127 R1	6 10	751 149 R1	6 61	751 512 R1	5 11
751 073 R2	4 24	751 130 R1	6 10	751 149 R1	6 62	751 513 R1	5 11
751 074 R21	4 24	751 130 R1	6 13	751 149 R1	6 64	751 514 R1	5 11
751 075 R91	4 24	751 131 R1	6 10	751 149 R1	6 69	751 515 R1	5 11
751 076 R2	4 24	751 133 R91	6 58	751 149 R1	6 69	751 516 R1	5 11
751 077 R1	6 14	751 133 R94	6 10	751 150 R1	6 11	751 517 R1	5 11
751 077 R1	6 15	751 133 R94	6 67	751 155 R1	6 16	751 540 R1	5 9
751 077 R1	6 17	751 140 R91	6 14	751 155 R1	6 18	751 541 R1	5 9
751 077 R1	6 18	751 140 R91	6 15	751 157 R11	6 16	751 554 R1	5 19
751 077 R1	6 24	751 140 R91	6 17	751 157 R31	6 14	751 555 R2	5 19
751 080 R91	4 24	751 140 R91	6 18	751 159 R1	6 14	751 556 R1	6 98
751 081 R1	6 63	751 141 R2	6 11	751 159 R1	6 15	751 556 R2	5 19
751 081 R1	6 69	751 142 R1	6 14	751 159 R1	6 16	751 557 R1	6 98
		751 142 R1	6 16	751 159 R1	6 71	751 557 R1	5 19
		751 142 R1	6 17	751 161 R1	6 11		



NUMERICAL INDEX

Part Number	Group and Page No.	Part Number	Group and Page No.	Part Number	Group and Page No.	Part Number	Group and Page No.
751 558 R2	5 19	751 830 R2	2 18	1 026 425 R1	6 11	3 040 886 R91	3 29
751 559 R2	5 19	751 830 R2	2 19	1 026 425 R1	6 68	3 040 887 R91	3 22
751 560 R1	5 19	751 831 R92	1 15	1 026 429 R1	6 11	3 040 887 R91	3 29
751 560 R1	6 48	751 831 R92	2 19	1 026 433 R1	6 11	3 040 888 R91	3 29
751 562 R1	5 19	751 834 R1	1 6	1 026 437 R1	6 11	3 040 892 R91	6 10
751 563 R91	5 19	751 834 R1	2 6	1 026 441 R1	6 11	3 040 892 R91	6 58
751 566 R1	5 19	751 846 R93	1 7	1 026 441 R1	6 68	3 040 892 R91	6 67
751 567 R1	5 19	751 846 R93	2 7	1 026 445 R1	6 20	3 040 910 R1	5 18
751 575 R1	5 11	751 847 R93	1 7	1 080 020 R2	4 38	3 040 911 R95	4 10
751 580 R3	5 16	751 847 R93	2 7	1 080 064 R1	4 38	3 040 912 R41	1 6
751 610 R1	1 5	751 848 R93	1 7	1 080 068 R1	6 24	3 040 919 R92	4 18
751 610 R1	2 6	751 848 R94	2 7	3 040 040 R1	6 59	3 040 919 R92	6 52
751 638 R1	6 11	751 851 R3	4 26	3 040 050 R1	6 30	3 040 920 R92	4 19
751 638 R1	6 60	751 872 R1	4 22	3 040 051 R91	6 30	3 040 920 R92	6 53
751 638 R1	6 61	751 872 R1	6 68	3 040 052 R91	6 30	3 040 921 R92	4 19
751 638 R1	6 66	751 876 R1	6 98	3 040 078 R2	5 4	3 040 921 R92	6 44
751 656 R1	1 15	751 876 R1	6 99	3 040 078 R2	5 14	3 040 922 R92	4 19
751 656 R1	2 19	751 932 R92	3 19	3 040 078 R2	6 91	3 040 984 R1	6 42
751 657 R1	1 15	751 942 R1	6 54	3 040 096 R1	3 16	3 040 988 R92	6 42
751 657 R1	2 19	751 942 R1	6 76	3 040 097 R1	3 26	3 040 988 R92	6 43
751 666 R11	6 27	751 947 R91	6 52	3 040 120 R91	2 9	3 040 991 R91	6 42
751 666 R11	6 28	751 947 R91	6 75	3 040 121 R91	2 9	3 040 992 R91	6 42
751 685 R91	6 26	752 448 R1	5 5	3 040 122 R91	2 9	3 040 993 R1	6 42
751 685 R91	6 78	752 448 R1	5 20	3 040 151 R91	6 20	3 040 994 R1	6 42
751 686 R1	6 26	794 182 R1	6 5	3 040 152 R92	4 32	3 040 996 R1	6 42
751 687 R91	6 26	841 432 R1	1 9	3 040 272 R1	4 19	3 040 996 R1	6 43
751 730 R92	6 42	841 432 R1	4 9	3 040 273 R1	4 18	3 040 998 R91	6 42
751 734 R91	6 34	841 433 R1	1 9	3 040 361 R1	1 4	3 040 999 R1	6 42
751 763 R91	6 5	841 433 R1	4 9	3 040 385 R91	4 12	3 041 000 R1	5 42
751 764 R1	6 4	842 388 R1	6 39	3 040 386 R1	4 12	3 041 057 R1	3 14
751 764 R1	6 5	842 388 R1	6 54	3 040 478 R1	6 47	3 041 061 R91	4 19
751 765 R1	6 4	842 388 R1	6 76	3 040 744 R91	5 21	3 041 061 R91	6 52
751 765 R1	6 5	842 389 R1	6 39	3 040 744 R91	6 48	3 041 062 R92	4 19
751 766 R1	6 4	842 389 R1	6 54	3 040 748 R91	4 2	3 041 062 R92	6 53
751 766 R1	6 5	842 389 R1	6 76	3 040 778 R1	1 18	3 041 063 R1	4 19
751 766 R1	6 5	842 391 R1	6 39	3 040 778 R1	2 22	3 041 063 R1	6 53
751 766 R11	6 5	842 391 R1	6 54	3 040 809 R1	5 18	3 041 065 R1	4 18
751 768 R1	6 5	842 391 R1	6 76	3 040 826 R3	5 11	3 041 065 R1	4 19
751 769 R91	6 4	843 745 R91	6 26	3 040 830 R91	6 11	3 041 065 R1	6 45
751 769 R91	6 5	932 039 R1	1 5	3 040 830 R91	6 66	3 041 066 R1	4 18
751 770 R91	6 5	932 204 R1	1 14	3 040 850 R2	4 3	3 041 066 R1	4 19
751 779 R91	4 5	932 204 R1	1 15	3 040 851 R1	4 3	3 041 066 R1	6 45
751 780 R91	3 16	932 204 R1	2 18	3 040 856 R1	6 37	3 041 066 R1	6 52
751 780 R91	3 21	932 204 R1	2 19	3 040 856 R1	6 38	3 041 066 R1	6 53
751 780 R91	3 22	932 204 R1	2 19	3 040 857 R1	6 36	3 041 067 R1	4 18
751 784 R1	6 29	932 205 R1	1 14	3 040 857 R1	6 37	3 041 067 R1	4 19
751 794 R2	6 20	932 205 R1	1 15	3 040 857 R91	6 37	3 041 067 R1	6 45
751 797 R3	6 20	932 205 R1	2 18	3 040 857 R91	6 38	3 041 067 R1	6 52
751 798 R1	6 20	932 205 R1	2 19	3 040 862 R1	6 36	3 041 067 R1	6 53
751 799 R12	6 20	933 078 R1	6 14	3 040 862 R1	6 37	3 041 067 R1	6 53
751 826 R1	1 6	933 078 R1	6 15	3 040 862 R1	6 38	3 041 072 R91	4 8
751 826 R1	2 6	933 078 R1	6 17	3 040 867 R31	4 26	3 041 100 R91	3 12
751 828 R1	1 15	933 078 R1	6 18	3 040 868 R3	4 24	3 041 151 R11	4 12
751 828 R1	2 20	933 089 R1	6 18	3 040 870 R91	1 9	3 041 249 R92	1 20
751 829 R1	1 14	1 026 270 R1	4 38	3 040 870 R92	1 9	3 041 319 R11	6 13
751 829 R1	1 15	1 026 310 R1	6 13	3 040 870 R92	1 10	3 041 319 R11	6 20
751 829 R1	2 18	1 026 396 R2	4 10	3 040 871 R91	1 10	3 041 319 R11	5 21
751 829 R1	2 20	1 026 396 R2	4 38	3 040 876 R91	6 33	3 041 366 R1	5 11
751 830 R2	1 14	1 026 397 R2	4 11	3 040 877 R91	6 33	3 041 388 R1	4 10
751 830 R2	1 15	1 026 397 R2	4 38	3 040 886 R91	3 22	3 041 388 R1	4 11



NUMERICAL INDEX

Part Number	Group and Page No.	Part Number	Group and Page No.	Part Number	Group and Page No.	Part Number	Group and Page No.
3 041 390 R91	6 9	3 042 292 R91	4 36	3 042 572 R91	1 14	3 043 284 R1	2 21
3 041 392 R91	6 13	3 042 292 R91	6 33	3 042 572 R92	1 15	3 043 285 R1	1 16
3 041 393 R1	6 13	3 042 292 R91	6 34	3 042 576 R91	1 18	3 043 285 R1	2 21
3 041 394 R1	6 13	3 042 293 R91	6 32	3 042 576 R91	2 22	3 043 286 R1	1 16
3 041 395 R1	6 13	3 042 294 R91	6 31	3 042 600 R91	4 19	3 043 286 R1	2 21
3 041 396 R1	6 13	3 042 295 R91	6 31	3 042 600 R91	6 53	3 043 287 R1	1 16
3 041 408 R91	6 31	3 042 296 R91	6 31	3 042 600 R91	6 75	3 043 287 R1	2 21
3 041 707 R1	3 16	3 042 297 R1	6 31	3 042 601 R92	4 8	3 043 288 R1	1 16
3 041 708 R1	3 16	3 042 298 R1	6 31	3 042 676 R91	1 19	3 043 288 R1	2 21
3 041 709 R1	3 16	3 042 299 R1	6 31	3 042 676 R91	2 23	3 043 289 R1	1 16
3 041 710 R91	3 16	3 042 303 R91	1 18	3 042 677 R91	6 42	3 043 289 R1	2 20
3 041 711 R1	3 16	3 042 303 R91	1 19	3 042 677 R91	6 43	3 043 289 R1	1 16
3 041 712 R1	3 16	3 042 303 R91	2 22	3 042 678 R91	6 42	3 043 290 R1	2 20
3 041 861 R1	6 18	3 042 303 R91	2 23	3 042 678 R91	6 43	3 043 291 R1	1 16
3 041 863 R21	6 12	3 042 304 R91	1 18	3 042 689 R1	6 52	3 043 291 R1	2 20
3 041 864 R11	6 12	3 042 304 R91	1 19	3 042 689 R1	6 53	3 043 292 R1	1 16
3 041 962 R91	5 5	3 042 304 R91	2 22	3 042 752 R91	6 28	3 043 292 R1	2 20
3 041 962 R91	5 20	3 042 304 R91	2 23	3 042 758 R11	6 29	3 043 293 R91	1 16
3 041 962 R91	6 93	3 042 360 R1	3 12	3 043 047 R91	4 24	3 043 293 R91	2 20
3 041 962 R91	6 94	3 042 360 R1	3 14	3 043 070 R1	6 98	3 043 315 R1	1 16
3 041 963 R1	5 5	3 042 361 R1	3 12	3 043 081 R91	4 13	3 043 315 R1	2 20
3 041 963 R1	5 20	3 042 361 R1	3 14	3 043 081 R91	4 14	3 043 320 R91	6 79
3 041 963 R1	6 93	3 042 362 R1	3 14	3 043 082 R1	1 11	3 043 327 R91	3 7
3 041 963 R91	6 94	3 042 363 R1	3 12	3 043 083 R1	1 11	3 043 329 R91	3 7
3 042 024 R1	4 3	3 042 363 R1	3 14	3 043 084 R1	1 11	3 043 330 R91	3 8
3 042 069 R21	1 5	3 042 364 R1	3 12	3 043 085 R1	1 11	3 043 333 R1	3 7
3 042 081 R1	4 35	3 042 364 R1	3 14	3 043 086 R1	1 11	3 043 334 R1	3 8
3 042 100 R91	3 21	3 042 365 R1	3 12	3 043 087 R1	1 11	3 043 335 R1	3 8
3 042 101 R91	3 21	3 042 365 R1	3 14	3 043 087 R1	1 11	3 043 337 R1	3 6
3 042 101 R91	3 29	3 042 366 R1	3 12	3 043 089 R1	1 11	3 043 337 R1	3 8
3 042 123 R1	6 97	3 042 366 R1	3 14	3 043 090 R1	1 11	3 043 338 R91	3 7
3 042 127 R1	4 29	3 042 412 R3	4 2	3 043 091 R1	1 11	3 043 339 R91	3 7
3 042 160 R91	6 14	3 042 414 R1	4 2	3 043 092 R1	1 11	3 043 340 R91	3 7
3 042 160 R91	6 15	3 042 419 R92	1 17	3 043 093 R1	1 11	3 043 340 R91	3 8
3 042 160 R91	6 17	3 042 419 R92	2 21	3 043 094 R1	1 11	3 043 370 R1	1 13
3 042 160 R91	6 18	3 042 420 R92	1 16	3 043 095 R1	1 11	3 043 370 R1	1 20
3 042 230 R91	6 87	3 042 420 R92	2 20	3 043 096 R1	1 11	3 043 370 R1	2 10
3 042 282 R1	4 19	3 042 423 R1	1 16	3 043 097 R1	1 11	3 043 499 R1	4 13
3 042 282 R1	6 52	3 042 423 R1	2 21	3 043 098 R1	1 11	3 043 611 R1	1 8
3 042 283 R1	4 19	3 042 425 R1	1 16	3 043 100 R1	1 11	3 043 611 R1	2 8
3 042 283 R1	6 53	3 042 425 R1	2 20	3 043 101 R1	1 11	3 043 618 R91	3 10
3 042 284 R1	4 19	3 042 428 R1	1 16	3 043 102 R1	1 11	3 043 619 R1	3 14
3 042 284 R1	6 52	3 042 428 R1	2 20	3 043 103 R1	1 11	3 043 624 R1	3 12
3 042 284 R1	6 53	3 042 430 R1	1 16	3 043 104 R1	1 11	3 043 624 R1	3 14
3 042 285 R1	4 19	3 042 430 R1	2 20	3 043 105 R1	1 11	3 043 625 R1	3 12
3 042 285 R1	6 52	3 042 467 R1	1 6	3 043 107 R1	1 11	3 043 625 R1	3 14
3 042 285 R1	6 53	3 042 468 R1	1 6	3 043 109 R1	1 11	3 043 642 R91	4 7
3 042 286 R1	4 19	3 042 471 R91	6 8	3 043 110 R1	1 11	3 043 644 R1	1 6
3 042 286 R1	6 52	3 042 472 R92	6 8	3 043 111 R1	1 11	3 043 644 R1	1 20
3 042 286 R1	6 53	3 042 473 R91	6 37	3 043 131 R93	1 14	3 043 644 R1	2 6
3 042 287 R1	4 19	3 042 474 R91	6 37	3 043 132 R93	1 13	3 043 644 R1	2 24
3 042 287 R1	6 52	3 042 478 R1	1 15	3 043 132 R93	1 14	3 043 645 R91	1 12
3 042 287 R1	6 53	3 042 479 R1	1 14	3 043 216 R1	1 8	3 043 646 R1	6 92
3 042 290 R1	4 36	3 042 479 R1	1 15	3 043 216 R1	2 8	3 043 646 R91	1 10
3 042 290 R1	6 32	3 042 569 R91	4 2	3 043 220 R1	4 34	3 043 647 R1	1 10
3 042 290 R1	6 33	3 042 570 R92	1 14	3 043 220 R11	4 34	3 043 647 R1	6 92
3 042 290 R1	6 35	3 042 570 R92	1 15	3 043 221 R1	4 34	3 043 647 R1	1 9
3 042 291 R91	6 32	3 042 570 R92	2 18	3 043 283 R92	1 16	3 043 649 R92	1 9
3 042 291 R91	6 34	3 042 570 R92	2 19	3 043 283 R92	2 20	3 043 650 R92	1 9
				3 043 284 R1	1 16	3 043 651 R91	1 9



NUMERICAL INDEX

Part Number	Group and Page No	Part Number	Group and Page No.	Part Number	Group and Page No.	Part Number	Group and Page No.
3 043 652 R91	1 10	3 043 878 R91	4 10	3 043 962 R1	6 49	3 044 038 R1	4 23
3 043 653 R91	1 9	3 043 887 R93	4 10	3 043 963 R91	6 49	3 044 039 R1	4 23
3 043 654 R91	1 5	3 043 889 R94	3 12	3 043 966 R1	6 49	3 044 040 R1	4 23
3 043 655 R1	1 10	3 043 896 R91	3 13	3 043 967 R1	6 49	3 044 041 R1	4 23
3 043 655 R1	6 92	3 043 896 R91	6 70	3 043 968 R1	6 49	3 044 042 R21	4 27
3 043 788 R91	4 28	3 043 899 R1	3 13	3 043 969 R1	6 49	3 044 043 R92	4 24
3 043 823 R11	1 7	3 043 899 R1	6 70	3 043 978 R91	6 44	3 044 043 R92	6 63
3 043 826 R1	1 4	3 043 900 R92	3 4	3 043 979 R1	6 45	3 044 043 R92	6 69
3 043 827 R93	2 19	3 043 901 R91	3 5	3 043 980 R1	6 45	3 044 044 R94	6 32
3 043 830 R1	2 18	3 043 901 R91	6 70	3 043 981 R93	6 49	3 044 046 R91	6 32
3 043 830 R1	2 19	3 043 902 R91	3 5	3 043 981 R93	6 51	3 044 047 R1	4 25
3 043 831 R91	2 10	3 043 904 R91	3 5	3 043 982 R1	6 47	3 044 048 R11	6 10
3 043 832 R1	2 9	3 043 911 R1	4 13	3 043 983 R1	6 47	3 044 049 R3	6 35
3 043 833 R1	2 10	3 043 914 R91	4 9	3 043 985 R21	4 24	3 044 050 R1	6 35
3 043 835 R1	2 9	3 043 915 R1	4 13	3 043 986 R92	4 24	3 044 051 R1	6 35
3 043 836 R1	2 9	3 043 916 R91	6 39	3 043 986 R92	6 63	3 044 054 R91	4 11
3 043 837 R1	2 9	3 043 916 R91	6 54	3 043 986 R92	6 69	3 044 058 R92	4 11
3 043 838 R91	2 9	3 043 919 R11	6 39	3 043 987 R1	4 24	3 044 059 R93	4 11
3 043 840 R91	2 9	3 043 919 R11	6 54	3 043 988 R2	4 24	3 044 060 R92	4 11
3 043 841 R1	2 10	3 043 919 R11	6 76	3 043 990 R1	4 23	3 044 065 R11	4 11
3 043 842 R1	2 9	3 043 920 R1	6 39	3 043 991 R1	4 24	3 044 070 R91	3 9
3 043 843 R1	2 9	3 043 920 R1	6 54	3 043 992 R11	6 11	3 044 073 R1	6 27
3 043 846 R91	2 10	3 043 920 R1	6 76	3 043 992 R11	6 66	3 044 073 R1	6 70
3 043 847 R11	2 9	3 043 921 R91	6 54	3 043 993 R1	4 35	3 044 077 R91	3 9
3 043 848 R91	2 9	3 043 922 R91	6 54	3 043 994 R1	4 35	3 044 083 R1	3 9
3 043 849 R11	2 9	3 043 927 R93	6 53	3 043 995 R1	4 35	3 044 084 R1	3 9
3 043 850 R91	4 20	3 043 927 R93	6 75	3 043 997 R12	4 35	3 044 085 R11	3 12
3 043 856 R1	4 20	3 043 928 R93	6 52	3 043 998 R91	4 29	3 044 088 R93	3 2
3 043 856 R1	6 39	3 043 928 R93	6 75	3 044 002 R91	4 28	3 044 089 R91	3 3
3 043 856 R1	6 54	3 043 931 R1	6 52	3 044 003 R11	6 9	3 044 090 R92	3 3
3 043 856 R1	6 76	3 043 931 R1	6 75	3 044 004 R95	6 9	3 044 091 R91	4 3
3 043 857 R1	4 20	3 043 932 R1	6 52	3 044 005 R1	6 10	3 044 094 R1	4 3
3 043 857 R1	6 54	3 043 932 R1	6 75	3 044 005 R1	6 57	3 044 095 R1	4 3
3 043 857 R1	6 76	3 043 933 R1	6 52	3 044 005 R1	6 67	3 044 162 R94	2 6
3 043 858 R91	4 20	3 043 933 R1	6 75	3 044 006 R1	6 17	3 044 164 R91	2 5
3 043 859 R91	4 20	3 043 934 R1	6 52	3 044 007 R11	6 17	3 044 166 R92	2 5
3 043 863 R1	4 20	3 043 934 R1	6 75	3 044 007 R11	6 61	3 044 170 R91	2 7
3 043 863 R1	6 54	3 043 935 R1	6 53	3 044 007 R11	6 69	3 044 171 R1	2 7
3 043 864 R92	4 19	3 043 936 R1	6 52	3 044 007 R21	6 62	3 044 171 R1	6 59
3 043 865 R92	4 18	3 043 937 R1	6 44	3 044 008 R93	4 2	3 044 174 R1	2 4
3 043 868 R11	4 15	3 043 937 R1	6 53	3 044 009 R1	4 2	3 044 175 R1	2 4
3 043 868 R11	6 53	3 043 937 R1	6 75	3 044 010 R1	4 26	3 044 176 R1	1 4
3 043 869 R91	4 15	3 043 938 R92	6 44	3 044 010 R11	6 20	3 044 176 R1	2 4
3 043 869 R91	6 55	3 043 938 R92	6 46	3 044 011 R12	4 22	3 044 177 R1	2 5
3 043 870 R1	4 15	3 043 939 R1	6 47	3 044 012 R91	4 21	3 044 179 R1	2 3
3 043 870 R1	6 55	3 043 940 R1	6 47	3 044 013 R91	6 76	3 044 181 R1	2 2
3 043 871 R91	4 15	3 043 941 R1	6 47	3 044 018 R1	6 75	3 044 190 R1	2 5
3 043 871 R91	6 55	3 043 942 R1	6 47	3 044 019 R1	6 75	3 044 191 R1	2 5
3 043 872 R91	4 15	3 043 943 R1	6 47	3 044 020 R91	6 75	3 044 192 R1	2 4
3 043 872 R91	6 55	3 043 944 R1	6 47	3 044 021 R91	6 75	3 044 193 R92	2 10
3 043 873 R3	4 20	3 043 945 R91	6 44	3 044 022 R91	6 44	3 044 193 R92	2 14
3 043 873 R3	6 54	3 043 946 R1	6 44	3 044 023 R1	3 12	3 044 194 R1	2 24
3 043 874 R1	4 20	3 043 949 R92	6 44	3 044 026 R91	6 44	3 044 197 R91	2 10
3 043 874 R1	6 54	3 043 951 R1	6 44	3 044 027 R1	6 44	3 044 197 R91	2 12
3 043 875 R1	4 20	3 043 953 R1	6 44	3 044 031 R1	4 35	3 044 198 R93	2 10
3 043 875 R1	6 54	3 043 954 R1	6 45	3 044 034 R91	4 23	3 044 201 R92	2 7
3 043 876 R1	4 20	3 043 958 R1	6 49	3 044 035 R1	4 23	3 044 202 R92	2 8
3 043 876 R1	6 54	3 043 960 R1	6 49	3 044 036 R1	4 23	3 044 203 R93	2 8
3 043 877 R91	4 19	3 043 961 R1	6 49	3 044 037 R1	4 23	3 044 204 R1	2 8



NUMERICAL INDEX

Part Number	Group and Page No.	Part Number	Group and Page No.	Part Number	Group and Page No.	Part Number	Group and Page No.
3 044 205 R1	2 8	3 044 370 R1	2 24	3 044 499 R1	1 3	3 044 635 R1	5 8
3 044 207 R3	2 8	3 044 370 R1	5 12	3 044 502 R1	1 12	3 044 636 R1	5 8
3 044 208 R91	2 8	3 044 371 R1	5 12	3 044 503 R1	1 12	3 044 636 R1	6 50
2 044 209 R92	2 24	3 044 372 R1	5 12	3 044 504 R1	1 12	3 044 636 R1	6 51
3 044 210 R1	2 3	3 044 373 R1	5 12	3 044 505 R1	1 12	3 044 637 R1	5 8
3 044 210 R1	2 24	3 044 375 R1	5 12	3 044 506 R1	1 12	3 044 637 R1	6 50
3 044 211 R1	2 10	3 044 376 R91	5 19	3 044 507 R1	1 12	3 044 637 R1	6 51
3 044 211 R1	2 24	3 044 377 R2	5 19	3 044 511 R1	1 12	3 044 638 R1	5 8
3 044 212 R1	2 9	3 044 377 R3	5 19	3 044 511 R1	1 13	3 044 638 R1	6 50
3 044 212 R1	2 24	3 044 378 R91	5 19	3 044 511 R1	2 13	3 044 638 R1	6 51
3 044 213 R91	2 16	3 044 379 R1	5 19	3 044 511 R1	2 13	3 044 641 R1	5 8
3 044 213 R91	2 17	3 044 383 R91	5 11	3 044 512 R1	1 12	3 044 641 R1	6 50
3 044 216 R93	2 17	3 044 386 R2	5 10	3 044 512 R1	2 12	3 044 641 R1	6 51
3 044 224 R1	2 17	3 044 387 R2	5 10	3 044 513 R1	1 12	3 044 642 R1	5 8
3 044 226 R94	2 16	3 044 388 R1	5 10	3 044 513 R1	1 13	3 044 642 R1	6 50
3 044 229 R91	2 16	3 044 389 R1	5 10	3 044 513 R1	2 12	3 044 642 R1	6 51
3 044 231 R91	2 17	3 044 391 R2	5 11	3 044 513 R1	2 13	3 044 643 R1	5 8
3 044 236 R91	2 2	3 044 392 R1	5 11	3 044 514 R1	1 12	3 044 643 R1	6 50
3 044 237 R1	2 3	3 044 393 R92	5 10	3 044 514 R1	2 12	3 044 643 R1	6 51
3 044 239 R1	1 4	3 044 397 R1	5 10	3 044 515 R1	1 12	3 044 644 R1	5 8
3 044 239 R1	2 5	3 044 398 R91	5 10	3 044 515 R1	1 13	3 044 644 R1	6 50
3 044 240 R1	1 4	3 044 402 R1	5 10	3 044 515 R1	2 13	3 044 644 R1	6 51
3 044 240 R1	2 5	3 044 403 R92	5 11	3 044 517 R1	1 12	3 044 645 R91	5 8
3 044 241 R92	2 24	3 044 407 R1	5 11	3 044 517 R1	2 12	3 044 674 R1	4 20
3 044 302 R11	6 17	3 044 408 R93	5 11	3 044 518 R1	1 12	3 044 886 R1	5 11
3 044 303 R1	6 17	3 044 412 R1	5 11	3 044 518 R1	1 13	3 044 887 R1	5 10
3 044 305 R11	6 15	3 044 413 R91	5 11	3 044 518 R1	2 12	3 044 888 R1	5 10
3 044 309 R1	5 3	3 044 417 R1	5 11	3 044 518 R1	2 13	3 044 913 R91	6 19
3 044 309 R1	5 12	3 044 418 R91	5 11	3 044 519 R91	1 12	3 045 016 R91	4 5
3 044 309 R1	6 3	3 044 423 R91	5 11	3 044 519 R91	2 13	3 045 017 R91	4 5
3 044 311 R91	6 4	3 044 426 R1	5 18	3 044 520 R1	1 12	3 045 018 R2	4 5
3 044 312 R91	6 5	3 044 434 R1	5 18	3 044 520 R1	2 13	3 045 019 R1	4 5
3 044 315 R1	6 5	3 044 437 R1	5 13	3 044 544 R91	4 24	3 045 020 R1	4 5
3 044 317 R91	6 7	3 044 437 R1	5 19	3 044 606 R1	4 17	3 045 032 R1	4 14
3 044 318 R91	6 7	3 044 439 R93	6 7	3 044 614 R91	6 35	3 045 032 R11	4 14
3 044 319 R1	6 6	3 044 452 R1	4 17	3 044 623 R1	5 8	3 045 034 R92	4 14
3 044 320 R1	6 6	3 044 455 R1	4 10	3 044 623 R1	6 50	3 045 035 R11	4 14
3 044 321 R91	6 6	3 044 455 R1	4 11	3 044 623 R1	6 51	3 045 038 R91	4 14
3 044 325 R91	6 6	3 044 458 R1	1 12	3 044 624 R1	5 8	3 045 049 R92	6 27
3 044 326 R1	6 6	3 044 458 R1	1 13	3 044 624 R1	6 50	3 045 055 R92	6 27
3 044 339 R91	6 40	3 044 458 R1	2 13	3 044 624 R1	6 51	3 045 066 R92	6 36
3 044 340 R1	6 40	3 044 476 R1	1 8	3 044 625 R1	6 51	3 045 066 R92	6 37
3 044 341 R91	6 41	3 044 477 R1	1 8	3 044 625 R91	5 8	3 045 067 R92	6 36
3 044 344 R91	6 40	3 044 478 R91	1 7	3 044 626 R1	5 8	3 045 067 R92	6 37
3 044 345 R1	6 41	3 044 479 R91	1 7	3 044 626 R1	6 50	3 045 086 R1	6 10
3 044 346 R91	6 41	3 044 480 R91	1 8	3 044 626 R1	6 51	3 045 086 R1	6 58
3 044 347 R91	6 41	3 044 481 R2	1 8	3 044 627 R91	5 8	3 045 087 R1	6 10
3 044 348 R91	6 41	3 044 482 R1	1 8	3 044 628 R1	5 8	3 045 087 R1	6 58
3 044 349 R1	6 40	3 044 483 R1	1 8	3 044 628 R1	6 51	3 045 087 R1	6 67
3 044 350 R1	6 40	3 044 484 R91	1 8	3 044 630 R1	5 8	3 045 088 R1	6 10
3 044 352 R1	6 40	3 044 485 R1	1 8	3 044 630 R1	6 50	3 045 088 R1	6 57
3 044 363 R91	5 9	3 044 486 R1	1 8	3 044 630 R1	6 51	3 045 088 R1	6 67
3 044 365 R2	5 9	3 044 487 R91	1 8	3 044 631 R1	6 51	3 045 089 R11	6 9
3 044 366 R12	6 100	3 044 489 R91	1 3	3 044 632 R1	5 9	3 045 090 R94	4 4
3 044 366 R12	6 101	3 044 490 R91	1 3	3 044 632 R1	6 50	3 045 090 R94	6 87
3 044 366 R12	6 102	3 044 491 R1	1 4	3 044 632 R1	6 51	3 045 091 R94	4 4
3 044 366 R12	5 9	3 044 492 R1	1 3	3 044 633 R1	5 8	3 045 092 R11	4 4
3 044 367 R1	5 9	3 044 493 R1	1 3	3 044 634 R1	5 8	3 045 093 R4	4 4
3 044 368 R92	5 9	3 044 494 R92	1 11	3 044 634 R1	6 51	3 045 094 R4	4 4



NUMERICAL INDEX

Part Number	Group and Page No.	Part Number	Group and Page No.	Part Number	Group and Page No.	Part Number	Group and Page No.
3 045 095 R2	4 4	3 045 280 R94	6 27	3 045 581 R91	6 49	3 045 976 R1	4 30
3 045 096 R2	4 4	3 045 281 R91	3 3	3 045 582 R91	6 49	3 046 073 R1	3 13
3 045 097 R1	4 4	3 045 281 R91	3 12	3 045 610 R1	5 18	3 046 073 R1	6 70
3 045 098 R1	4 4	3 045 285 R93	4 7	3 045 639 R11	5 10	3 046 102 R1	6 46
3 045 099 R1	4 4	3 045 294 R93	6 28	3 045 647 R1	3 11	3 046 103 R1	6 47
3 045 102 R2	5 16	3 045 297 R93	6 29	3 045 648 R1	3 10	3 046 112 R1	6 47
3 045 102 R21	5 17	3 045 297 R95	6 29	3 045 649 R1	3 10	3 046 113 R1	6 46
3 045 103 R11	5 17	3 045 298 R91	6 29	3 045 650 R1	3 10	3 046 114 R1	6 47
3 045 104 R1	5 16	3 045 299 R11	6 29	3 045 651 R1	3 10	3 046 116 R1	6 46
3 045 105 R1	5 16	3 045 301 R92	6 27	3 045 652 R91	3 11	3 046 119 R1	6 46
3 045 106 R1	5 16	3 045 301 R92	6 28	3 045 653 R91	3 11	3 046 122 R1	6 46
3 045 107 R1	5 16	3 045 302 R1	6 28	3 045 654 R1	3 11	3 046 127 R1	6 46
3 045 108 R1	5 17	3 045 308 R1	6 29	3 045 655 R91	3 11	3 046 128 R1	6 46
3 045 109 R2	5 16	3 045 309 R91	5 44	3 045 658 R1	3 11	3 046 129 R1	6 46
3 045 110 R1	5 17	3 045 310 R92	4 7	3 045 659 R1	3 11	3 046 131 R1	6 46
3 045 111 R1	5 16	3 045 311 R92	4 7	3 045 660 R1	3 11	3 046 132 R1	6 47
3 045 112 R1	5 17	3 045 312 R1	4 7	3 045 661 R1	3 11	3 046 133 R1	6 46
3 045 113 R1	5 16	3 045 312 R1	4 8	3 045 662 R1	3 11	3 046 134 R1	6 46
3 045 116 R1	5 16	3 045 313 R1	4 19	3 045 663 R1	3 11	3 046 137 R1	6 47
3 045 118 R1	5 16	3 045 314 R91	6 44	3 045 664 R1	3 11	3 046 140 R1	4 38
3 045 118 R1	6 47	3 045 314 R91	6 75	3 045 665 R1	3 11	3 046 360 R91	6 92
3 045 119 R97	5 13	3 045 315 R1	6 75	3 045 666 R1	3 11	3 046 361 R91	6 92
3 045 119 R98	5 16	3 045 316 R91	6 75	3 045 672 R91	3 11	3 046 362 R92	6 92
3 045 134 R1	5 20	3 045 317 R91	6 75	3 045 772 R93	6 37	3 046 363 R1	2 16
3 045 134 R91	5 5	3 045 318 R1	6 75	3 045 773 R93	6 37	3 046 363 R1	2 17
3 045 135 R1	5 5	3 045 320 R91	6 75	3 045 774 R91	6 43	3 046 363 R1	2 18
3 045 135 R1	5 20	3 045 321 R91	6 44	3 045 777 R91	6 28	3 046 364 R1	2 17
3 045 136 R1	5 5	3 045 322 R91	3 3	3 045 780 R92	6 36	3 046 381 R91	2 13
3 045 136 R1	5 20	3 045 322 R91	3 8	3 045 828 R93	2 18	3 046 382 R91	2 13
3 045 137 R1	5 5	3 045 323 R91	4 8	3 045 828 R93	2 19	3 046 386 R1	6 83
3 045 137 R1	5 20	3 045 325 R1	4 8	3 045 830 R91	6 45	3 046 387 R1	6 83
3 045 138 R1	5 5	3 045 326 R91	4 8	3 045 831 R91	6 44	3 046 388 R11	6 59
3 045 138 R1	5 20	3 045 327 R91	4 12	3 045 851 R92	6 27	3 046 389 R91	6 58
3 045 139 R1	5 5	3 045 330 R11	4 9	3 045 852 R91	6 28	3 046 389 R91	6 59
3 045 139 R1	5 20	3 045 339 R91	4 9	3 045 854 R1	2 2	3 046 390 R2	6 58
3 045 140 R1	5 5	3 045 340 R1	6 28	3 045 854 R1	2 24	3 046 390 R2	6 67
3 045 140 R1	5 20	3 045 341 R1	6 26	3 045 856 R1	6 36	3 046 707 R1	4 18
3 045 141 R1	5 5	3 045 341 R1	6 28	3 045 892 R11	6 19	3 046 707 R1	4 19
3 045 141 R1	5 20	3 045 342 R2	6 28	3 045 892 R11	6 60	3 046 707 R1	6 45
3 045 142 R91	5 5	3 045 349 R91	4 14	3 045 893 R1	6 16	3 046 707 R1	6 52
3 045 142 R91	5 20	3 045 354 R11	1 3	3 045 894 R1	6 16	3 046 707 R1	6 53
3 045 166 R1	6 64	3 045 493 R91	6 43	3 045 894 R1	6 18	3 046 898 R91	4 12
3 045 186 R1	6 40	3 045 494 R91	6 43	3 045 895 R1	6 14	3 046 977 R1	5 12
3 045 208 R1	6 89	3 045 495 R91	6 39	3 045 895 R1	6 16	3 047 106 R1	3 8
3 045 210 R11	2 4	3 045 496 R92	6 26	3 045 896 R11	6 16	3 047 107 R1	3 9
3 045 211 R11	2 4	3 045 508 R11	5 4	3 045 897 R1	6 14	3 047 108 R91	3 8
3 045 214 R1	6 89	3 045 508 R11	5 14	3 045 931 R92	4 30	3 047 109 R1	3 9
3 045 226 R91	6 25	3 045 508 R21	5 13	3 045 964 R91	4 30	3 047 110 R1	3 9
3 045 246 R1	4 38	3 045 509 R21	5 13	3 045 965 R1	4 30	3 047 111 R1	3 9
3 045 247 R1	4 38	3 045 510 R11	5 4	3 045 966 R1	4 30	3 047 112 R1	3 9
3 045 253 R91	6 25	3 045 510 R11	5 14	3 045 967 R1	4 30	3 047 113 R1	3 9
3 045 254 R91	6 25	3 045 511 R91	5 2	3 045 968 R1	4 30	3 047 114 R1	3 9
3 045 255 R1	6 25	3 045 514 R1	2 9	3 045 969 R1	4 30	3 047 115 R91	3 9
3 045 257 R1	6 25	3 045 523 R1	1 10	3 045 970 R1	4 30	3 047 116 R91	3 9
3 045 258 R1	6 25	3 045 527 R1	6 9	3 045 971 R1	4 30	3 047 133 R91	6 59
3 045 259 R1	6 25	3 045 528 R2	6 9	3 045 972 R1	4 30	3 047 181 R1	3 8
3 045 260 R92	4 36	3 045 529 R1	6 9	3 045 973 R1	4 30	3 047 182 R1	3 8
3 045 261 R91	4 36	3 045 530 R1	6 9	3 045 974 R1	4 30	3 047 226 R1	6 26
3 045 273 R22	4 37	3 045 532 R91	6 11	3 045 975 R1	4 30	3 047 227 R1	6 26



NUMERICAL INDEX

Part Number	Group and Page No.	Part Number	Group and Page No.	Part Number	Group and Page No.	Part Number	Group and Page No.
3 047 228 R1	6 26	3 047 467 R1	2 14	3 047 498 R1	2 15	3 047 632 R91	3 3
3 047 229 R1	4 22	3 047 468 R1	2 11	3 047 498 R91	2 11	3 047 633 R91	4 38
3 047 229 R1	6 10	3 047 468 R1	2 14	3 047 499 R1	2 11	3 047 634 R91	4 38
3 047 229 R1	6 67	3 047 469 R91	2 14	3 047 499 R1	2 14	3 047 647 R1	3 11
3 047 230 R1	1 5	3 047 470 R1	2 12	3 047 500 R1	2 11	3 047 648 R1	3 11
3 047 230 R1	2 5	3 047 470 R1	2 14	3 047 500 R1	2 14	3 047 651 R1	5 11
3 047 235 R1	2 12	3 047 471 R1	2 14	3 047 501 R1	2 15	3 047 686 R92	4 36
3 047 244 R91	4 8	3 047 472 R1	2 14	3 047 505 R1	2 12	3 047 688 R1	4 36
3 047 246 R1	5 17	3 047 472 R91	2 12	3 047 505 R1	2 14	3 047 689 R1	4 36
3 047 278 R91	4 9	3 047 473 R1	2 12	3 047 506 R1	2 12	3 047 690 R1	4 36
3 047 294 R95	5 16	3 047 473 R1	2 14	3 047 506 R1	2 14	3 047 691 R1	4 36
3 047 295 R91	2 10	3 047 474 R1	2 12	3 047 507 R1	2 12	3 047 692 R1	4 36
3 047 323 R1	4 13	3 047 474 R1	2 14	3 047 507 R1	2 14	3 047 693 R1	5 10
3 047 323 R1	4 14	3 047 475 R1	2 15	3 047 508 R1	2 14	3 047 696 R11	3 24
3 047 324 R1	4 14	3 047 475 R91	2 12	3 047 508 R91	2 11	3 047 696 R11	3 29
3 047 325 R1	4 13	3 047 476 R1	2 12	3 047 510 R1	2 18	3 047 698 R1	3 18
3 047 325 R1	4 14	3 047 476 R1	2 14	3 047 511 R91	2 18	3 047 699 R92	6 36
3 047 331 R91	4 3	3 047 477 R1	2 12	3 047 512 R1	2 18	3 047 700 R11	6 36
3 047 332 R91	4 3	3 047 477 R1	2 14	3 047 513 R1	2 17	3 047 700 R11	6 38
3 047 333 R11	4 3	3 047 478 R1	2 12	3 047 514 R1	2 17	3 047 701 R91	6 36
3 047 334 R1	4 3	3 047 478 R1	2 14	3 047 515 R1	2 17	3 047 702 R92	6 36
3 047 335 R1	4 3	3 047 479 R1	2 12	3 047 516 R1	2 18	3 047 703 R1	6 36
3 047 338 R1	4 4	3 047 479 R1	2 14	3 047 518 R1	2 18	3 047 703 R11	6 36
3 047 338 R11	4 4	3 047 480 R1	2 12	3 047 519 R1	2 18	3 047 704 R2	6 36
3 047 339 R1	4 4	3 047 480 R1	2 15	3 047 520 R1	2 18	3 047 704 R21	6 36
3 047 340 R1	4 4	3 047 481 R1	2 12	3 047 521 R1	2 18	3 047 705 R2	6 36
3 047 341 R1	4 4	3 047 481 R1	2 14	3 047 522 R1	2 18	3 047 705 R21	6 36
3 047 342 R1	4 4	3 047 482 R1	2 12	3 047 523 R1	2 17	3 047 706 R1	6 36
3 047 343 R12	4 4	3 047 482 R1	2 14	3 047 524 R91	2 17	3 047 708 R1	6 36
3 047 344 R12	4 4	3 047 483 R91	2 11	3 047 525 R91	2 17	3 047 709 R1	6 36
3 047 375 R1	3 12	3 047 483 R91	2 14	3 047 526 R1	2 17	3 047 710 R1	6 36
3 047 376 R1	3 12	3 047 484 R1	2 11	3 047 527 R1	2 17	3 047 711 R91	6 36
3 047 377 R91	3 12	3 047 484 R1	2 14	3 047 528 R1	2 17	3 047 734 R1	2 3
3 047 379 R1	4 2	3 047 485 R1	2 11	3 047 530 R91	6 27	3 047 747 R93	6 9
3 047 380 R1	4 2	3 047 485 R1	2 14	3 047 538 R1	6 27	3 047 748 R93	6 9
3 047 381 R1	4 2	3 047 486 R1	2 11	3 047 539 R11	6 27	3 047 749 R92	6 9
3 047 390 R91	3 10	3 047 486 R1	2 14	3 047 541 R11	6 27	3 047 750 R1	6 9
3 047 391 R91	3 10	3 047 487 R1	2 11	3 047 543 R11	6 27	3 047 838 R1	6 67
3 047 392 R1	3 10	3 047 487 R1	2 14	3 047 546 R1	6 27	3 047 839 R1	6 45
3 047 393 R91	3 10	3 047 488 R1	2 11	3 047 548 R1	6 26	3 047 842 R1	5 19
3 047 394 R1	3 10	3 047 488 R1	2 14	3 047 555 R91	6 31	3 047 842 R1	6 60
3 047 395 R91	3 10	3 047 489 R1	2 11	3 047 556 R1	6 31	3 048 093 R11	6 71
3 047 458 R1	2 14	3 047 489 R1	2 14	3 047 572 R92	4 7	3 048 093 R11	6 72
3 047 459 R1	2 12	3 047 490 R1	2 11	3 047 572 R92	6 32	3 048 125 R91	6 7
3 047 459 R1	2 14	3 047 490 R1	2 14	3 047 573 R1	4 15	3 048 126 R91	6 43
3 047 460 R1	2 12	3 047 491 R1	2 14	3 047 573 R1	6 55	3 048 127 R91	6 43
3 047 460 R1	2 14	3 047 491 R91	2 11	3 047 574 R1	4 15	3 048 129 R91	6 43
3 047 461 R1	2 12	3 047 492 R1	2 11	3 047 574 R1	6 55	3 048 132 R1	6 37
3 047 461 R1	2 14	3 047 492 R1	2 14	3 047 575 R2	4 35	3 048 142 R91	6 92
3 047 462 R1	2 11	3 047 493 R1	2 14	3 047 576 R2	4 35	3 048 227 R91	6 87
3 047 462 R1	2 14	3 047 493 R91	2 11	3 047 584 R12	6 57	3 048 241 R91	3 23
3 047 463 R91	2 12	3 047 494 R1	2 11	3 047 584 R12	6 68	3 048 244 R91	3 29
3 047 463 R91	2 14	3 047 494 R1	2 14	3 047 592 R1	6 68	3 048 245 R91	3 23
3 047 464 R91	2 12	3 047 495 R1	2 11	3 047 593 R1	6 68	3 048 249 R91	6 43
3 047 464 R91	2 14	3 047 495 R1	2 14	3 047 594 R11	6 59	3 048 250 R91	6 43
3 047 465 R91	2 11	3 047 496 R1	2 11	3 047 600 R1	6 9	3 048 257 R91	4 7
3 047 465 R91	2 14	3 047 496 R1	2 14	3 047 601 R1	6 9	3 048 258 R91	4 7
3 047 466 R1	2 14	3 047 497 R1	2 11	3 047 607 R1	2 17	3 048 259 R2	4 7
3 047 467 R1	2 11	3 047 497 R1	2 14	3 047 624 R1	3 5	3 048 260 R1	6 43



NUMERICAL INDEX

Part Number	Group and Page No.	Part Number	Group and Page No.	Part Number	Group and Page No.	Part Number	Group and Page No.
3 048 261 R1	6 47	3 048 528 R91	4 21	3 048 716 R2	6 64	3 049 003 R92	6 24
3 048 262 R2	6 43	3 048 529 R91	4 21	3 048 716 R21	6 64	3 049 004 R1	6 69
3 048 264 R91	6 43	3 048 530 R91	4 21	3 048 717 R1	6 64	3 049 005 R2	6 69
3 048 265 R91	6 43	3 048 531 R1	4 21	3 048 718 R1	6 64	3 049 005 R21	6 69
3 048 289 R1	2 10	3 048 532 R1	4 21	3 048 719 R1	6 64	3 049 007 R1	6 69
3 048 309 R91	6 82	3 048 534 R1	4 21	3 048 720 R2	6 64	3 049 008 R1	6 69
3 048 314 R1	6 41	3 048 534 R1	6 59	3 048 721 R1	6 64	3 049 018 R91	6 68
3 048 314 R1	6 82	3 048 535 R1	4 21	3 048 722 R2	6 64	3 049 026 R1	5 10
3 048 403 R1	5 12	3 048 535 R1	6 59	3 048 722 R21	6 64	3 049 064 R91	6 4
3 048 413 R91	5 20	3 048 589 R91	6 59	3 048 725 R1	6 64	3 049 065 R91	6 4
3 048 414 R91	5 20	3 048 590 R91	6 59	3 048 726 R1	6 64	3 049 066 R91	6 4
3 048 416 R1	5 20	3 048 591 R91	6 59	3 048 726 R11	6 64	3 049 067 R1	5 11
3 048 450 R91	6 47	3 048 592 R1	6 58	3 048 727 R1	6 65	3 049 069 R1	4 28
3 048 451 R91	6 40	3 048 592 R1	6 59	3 048 728 R1	6 57	3 049 069 R1	4 29
3 048 452 R91	6 41	3 048 593 R1	6 58	3 048 729 R1	6 57	3 049 082 R91	4 28
3 048 453 R91	6 41	3 048 593 R1	6 59	3 048 730 R2	6 64	3 049 088 R91	5 18
3 048 454 R91	6 41	3 048 594 R1	6 58	3 048 731 R1	6 63	3 049 090 R93	5 16
3 048 455 R91	6 41	3 048 594 R1	6 59	3 048 736 R1	6 57	3 049 094 R91	4 34
3 048 456 R91	6 41	3 048 686 R92	6 57	3 048 737 R1	6 57	3 049 105 R1	6 65
3 048 456 R91	6 82	3 048 690 R91	6 57	3 048 738 R91	6 63	3 049 108 R2	6 65
3 048 458 R1	6 82	3 048 691 R1	6 57	3 048 739 R91	6 63	3 049 109 R1	6 65
3 048 460 R1	6 41	3 048 692 R1	6 58	3 048 740 R91	6 63	3 049 111 R1	1 10
3 048 461 R1	6 41	3 048 693 R1	6 60	3 048 741 R91	6 63	3 049 111 R1	6 92
3 048 467 R1	2 12	3 048 693 R1	6 61	3 048 742 R3	6 65	3 049 117 R1	6 65
3 048 467 R1	2 14	3 048 693 R11	6 60	3 048 743 R31	6 65	3 049 142 R92	5 19
3 048 469 R1	2 12	3 048 693 R11	6 61	3 048 744 R31	6 65	3 049 150 R91	4 24
3 048 469 R1	2 14	3 048 694 R91	6 60	3 048 748 R3	6 65	3 049 216 R91	6 33
3 048 477 R1	6 47	3 048 694 R91	6 61	3 048 753 R1	6 64	3 049 217 R91	6 33
3 048 479 R1	6 47	3 048 695 R1	6 60	3 048 756 R91	6 64	3 049 253 R91	4 23
3 048 480 R1	6 47	3 048 695 R1	6 61	3 048 757 R93	6 62	3 049 254 R91	4 23
3 048 481 R1	6 47	3 048 696 R1	6 60	3 048 757 R93	6 64	3 049 255 R91	4 28
3 048 482 R1	6 47	3 048 696 R1	6 61	3 048 758 R91	6 64	3 049 369 R1	5 11
3 048 483 R1	6 46	3 048 697 R1	6 60	3 048 759 R91	6 64	3 049 370 R1	5 11
3 048 484 R1	6 47	3 048 697 R1	6 61	3 048 764 R1	6 66	3 049 380 R91	6 58
3 048 485 R2	6 47	3 048 699 R1	6 61	3 048 766 R1	6 61	3 049 382 R1	1 3
3 048 486 R1	6 46	3 048 699 R11	6 61	3 048 767 R91	6 21	3 049 383 R1	6 36
3 048 487 R91	6 47	3 048 700 R4	6 62	3 048 768 R11	6 71	3 049 390 R91	1 2
3 048 488 R1	6 46	3 048 700 R4	6 69	3 048 775 R93	6 65	3 049 392 R91	6 8
3 048 489 R1	6 46	3 048 701 R91	6 17	3 048 796 R91	1 12	3 049 393 R91	6 8
3 048 490 R1	6 47	3 048 701 R91	6 14	3 048 824 R1	6 60	3 049 394 R91	6 8
3 048 491 R1	6 47	3 048 701 R91	6 16	3 048 825 R1	6 60	3 049 395 R91	6 8
3 048 492 R91	6 47	3 048 701 R91	6 18	3 048 826 R1	6 60	3 049 396 R91	6 8
3 048 493 R1	6 47	3 048 701 R91	6 22	3 048 828 R91	3 12	3 049 397 R91	6 8
3 048 494 R1	6 47	3 048 701 R91	6 60	3 048 829 R91	3 12	3 049 399 R1	5 11
3 048 495 R1	6 47	3 048 701 R91	6 61	3 048 830 R91	3 12	3 049 468 R1	4 9
3 048 496 R1	6 47	3 048 703 R2	6 66	3 048 831 R91	3 12	3 049 476 R1	3 24
3 048 497 R1	6 47	3 048 703 R21	6 66	3 048 836 R91	6 76	3 049 477 R1	3 14
3 048 498 R91	6 47	3 048 704 R91	6 60	3 048 865 R91	6 34	3 049 602 R91	3 20
3 048 499 R1	6 47	3 048 704 R91	6 61	3 048 866 R91	4 16	3 049 604 R92	2 2
3 048 500 R1	6 47	3 048 705 R1	6 66	3 048 866 R91	6 34	3 049 605 R92	2 2
3 048 501 R1	6 47	3 048 708 R4	6 64	3 048 867 R91	6 32	3 049 607 R1	2 3
3 048 502 R1	6 47	3 048 709 R1	6 63	3 048 867 R91	6 34	3 049 608 R1	2 4
3 048 503 R1	6 47	3 048 709 R1	6 64	3 048 868 R91	4 36	3 049 609 R1	2 4
3 048 504 R1	6 47	3 048 709 R1	6 69	3 048 868 R91	6 33	3 049 610 R1	2 4
3 048 505 R1	6 47	3 048 711 R1	6 64	3 048 868 R91	6 34	3 049 625 R1	6 51
3 048 506 R1	6 47	3 048 713 R6	6 63	3 048 906 R11	6 24	3 049 626 R1	6 51
3 048 507 R1	6 46	3 048 713 R91	6 63	3 048 908 R92	6 24	3 049 627 R91	6 51
3 048 508 R1	6 46	3 048 714 R3	6 63	3 048 955 R1	5 11	3 049 628 R1	6 51
3 048 509 R1	6 47	3 048 715 R2	6 64	3 049 001 R1	6 24	3 049 629 R91	6 51



NUMERICAL INDEX

Part Number	Group and Page No.	Part Number	Group and Page No.	Part Number	Group and Page No.	Part Number	Group and Page No.
3 049 630 R91	6 70	3 060 919 R2	6 6	3 061 208 R91	2 17	3 062 570 R1	1 12
3 049 631 R91	6 70	3 060 929 R1	6 20	3 061 211 R1	1 6	3 062 570 R1	1 13
3 049 701 R91	1 3	3 061 028 R11	6 100	3 061 211 R1	2 6	3 062 570 R1	2 13
3 049 701 R91	1 6	3 061 028 R11	6 101	3 061 214 R91	1 8	3 062 712 R91	6 58
3 049 701 R91	2 2	3 061 028 R11	6 102	3 061 214 R91	2 8	3 062 713 R91	6 58
3 049 701 R91	2 3	3 061 029 R91	6 100	3 061 216 R91	1 8	3 062 714 R1	6 58
3 049 757 R91	6 11	3 061 030 R91	6 101	3 061 216 R91	2 8	3 062 715 R1	6 58
3 049 758 R91	6 33	3 061 031 R91	6 102	3 061 224 R91	6 97	3 062 716 R1	6 58
3 049 871 R91	3 6	3 061 032 R91	6 98	3 061 325 R1	1 6	3 062 718 R1	6 58
3 049 871 R91	3 7	3 061 033 R91	6 99	3 061 325 R1	2 6	3 062 961 R1	3 12
3 060 090 R91	6 33	3 061 040 R1	6 100	3 061 330 R95	1 6	3 062 961 R1	6 26
3 060 094 R91	6 33	3 061 040 R1	6 101	3 061 346 R91	3 5	3 062 961 R1	6 78
3 060 195 R1	6 45	3 061 040 R1	6 102	3 061 382 R1	6 81	3 062 962 R1	3 12
3 060 278 R1	6 33	3 061 041 R11	6 100	3 061 383 R1	6 81	3 062 962 R1	6 26
3 060 279 R1	6 33	3 061 041 R11	6 101	3 061 658 R1	1 13	3 062 962 R1	6 78
3 060 283 R1	6 33	3 061 041 R11	6 102	3 061 658 R1	2 10	3 062 963 R1	6 26
3 060 284 R1	6 33	3 061 043 R92	6 98	3 061 658 R1	2 13	3 062 963 R1	6 78
3 060 302 R91	3 17	3 061 044 R1	6 98	3 061 823 R1	6 33	3 062 964 R91	3 12
3 060 303 R1	3 17	3 061 044 R1	6 99	3 061 824 R1	6 33	3 063 089 R91	4 34
3 060 304 R1	3 17	3 061 046 R1	6 99	3 061 828 R93	4 24	3 063 092 R91	4 34
3 060 305 R11	2 3	3 061 046 R1	6 98	3 061 857 R11	6 19	3 063 135 R91	4 8
3 060 306 R1	2 3	3 061 047 R1	6 99	3 062 053 R1	3 13	3 063 182 R91	4 3
3 060 307 R91	6 92	3 061 047 R1	6 98	3 062 053 R1	6 70	3 063 187 R92	4 3
3 060 309 R91	6 33	3 061 048 R1	6 98	3 062 054 R1	6 70	3 063 188 R92	4 3
3 060 464 R1	1 19	3 061 049 R1	6 98	3 062 057 R1	3 12	3 063 227 R1	3 11
3 060 464 R1	2 23	3 061 049 R1	6 99	3 062 057 R1	6 70	3 063 228 R1	3 11
3 060 472 R91	3 12	3 061 050 R1	6 98	3 062 058 R1	3 13	3 063 229 R1	3 11
3 060 547 R91	1 6	3 061 050 R1	6 99	3 062 058 R1	6 70	3 063 230 R1	3 11
3 060 547 R91	2 3	3 061 052 R1	6 99	3 062 059 R91	3 13	3 063 231 R1	3 11
3 060 548 R1	1 6	3 061 053 R1	6 98	3 062 059 R91	6 70	3 063 240 R91	4 8
3 060 548 R1	2 3	3 061 054 R1	6 98	3 062 073 R91	6 48	3 063 241 R91	4 8
3 060 549 R1	1 6	3 061 055 R1	6 100	3 062 073 R93	5 21	3 063 243 R91	3 21
3 060 549 R1	2 3	3 061 055 R1	6 101	3 062 074 R1	5 21	3 063 245 R1	4 34
3 060 550 R1	1 6	3 061 055 R1	6 102	3 062 074 R1	6 48	3 063 246 R11	6 12
3 060 550 R1	2 3	3 061 055 R1	5 9	3 062 076 R93	5 21	3 063 246 R91	6 21
3 060 551 R1	1 6	3 061 056 R1	6 100	3 062 076 R93	6 48	3 063 270 R1	5 11
3 060 551 R1	2 3	3 061 056 R1	6 101	3 062 302 R91	6 87	3 063 270 R1	6 84
3 060 552 R1	1 6	3 061 056 R1	6 102	3 062 345 R91	2 18	3 063 303 R11	4 28
3 060 552 R1	2 3	3 061 059 R92	6 99	3 062 345 R91	2 19	3 063 305 R1	4 28
3 060 553 R1	1 6	3 061 061 R91	6 101	3 062 459 R1	6 64	3 063 306 R1	4 28
3 060 553 R1	2 3	3 061 061 R91	6 102	3 062 461 R1	6 62	3 063 307 R1	4 28
3 060 554 R1	1 6	3 061 063 R11	6 102	3 062 461 R1	6 64	3 063 308 R91	4 29
3 060 554 R1	2 3	3 061 066 R11	6 101	3 062 462 R91	6 62	3 063 371 R1	1 3
3 060 565 R1	6 92	3 061 068 R91	6 97	3 062 462 R91	6 64	3 063 372 R1	1 3
3 060 566 R1	4 7	3 061 069 R1	6 97	3 062 463 R94	6 65	3 063 373 R1	1 3
3 060 566 R1	6 92	3 061 070 R1	6 97	3 062 464 R93	6 65	3 063 374 R1	4 7
3 060 567 R92	4 7	3 061 072 R1	6 97	3 062 508 R91	6 96	3 063 374 R1	4 8
3 060 786 R11	6 3	3 061 072 R11	6 97	3 062 510 R92	6 96	3 063 379 R91	1 3
3 060 786 R11	6 7	3 061 073 R1	6 97	3 062 556 R91	6 33	3 063 381 R91	6 43
3 060 786 R11	6 83	3 061 074 R1	6 97	3 062 557 R1	6 33	3 063 383 R1	6 78
3 060 786 R11	6 85	3 061 075 R1	6 97	3 062 558 R1	6 33	3 063 384 R1	3 12
3 060 786 R11	6 86	3 061 076 R1	6 97	3 062 559 R1	6 33	3 063 427 R1	6 101
3 060 787 R11	6 3	3 061 077 R1	6 97	3 062 560 R1	6 33	3 063 481 R91	6 58
3 060 787 R11	6 7	3 061 078 R91	6 97	3 062 561 R1	6 33	3 063 482 R1	6 58
3 060 787 R11	6 83	3 061 083 R91	1 11	3 062 562 R1	6 33	3 063 495 R1	5 18
3 060 787 R11	6 85	3 061 084 R92	6 98	3 062 563 R1	6 33	3 063 502 R91	4 28
3 060 787 R11	6 86	3 061 085 R92	6 99	3 062 564 R1	6 33	3 063 503 R91	4 28
3 060 799 R1	6 95	3 061 100 R1	6 36	3 062 565 R1	6 33	3 063 505 R11	3 7
3 060 799 R1	6 96	3 061 206 R1	4 31	3 062 566 R1	6 33	3 063 506 R11	3 6



NUMERICAL INDEX

Part Number	Group and Page No.	Part Number	Group and Page No.	Part Number	Group and Page No.	Part Number	Group and Page No.
3 063 543 R1	6 99	3 063 945 R91	2 11	3 064 183 R11	6 36	3 064 393 R1	3 24
3 063 545 R1	6 99	3 063 971 R1	4 28	3 064 184 R1	4 31	3 064 394 R1	3 24
3 063 547 R1	6 98	3 063 971 R1	4 29	3 064 185 R1	4 31	3 064 395 R91	3 24
3 063 558 R1	1 5	3 063 976 R91	3 13	3 064 186 R1	4 31	3 064 396 R1	3 26
3 063 566 R91	6 70	3 063 977 R91	3 13	3 064 187 R1	4 30	3 064 397 R1	3 26
3 063 570 R91	6 101	3 063 978 R91	3 13	3 064 188 R1	4 30	3 064 398 R1	3 24
3 063 571 R91	6 102	3 063 979 R91	3 13	3 064 189 R1	4 30	3 064 399 R1	3 24
3 063 609 R91	6 23	3 063 981 R91	3 4	3 064 192 R1	4 30	3 064 399 R1	3 26
3 063 610 R91	6 63	3 063 983 R1	6 100	3 064 194 R1	4 32	3 064 400 R1	3 24
3 063 611 R91	6 15	3 063 983 R1	6 101	3 064 195 R1	4 32	3 064 400 R1	3 26
3 063 611 R91	6 16	3 063 983 R1	6 102	3 064 216 R1	4 32	3 064 400 R1	6 74
3 063 612 R91	4 24	3 063 984 R1	6 93	3 064 217 R1	4 32	3 064 402 R91	3 24
3 063 656 R91	5 19	3 063 984 R1	6 94	3 064 218 R1	4 32	3 064 404	6 72
3 063 659 R91	5 19	3 063 985 R1	6 102	3 064 219 R1	4 31	3 064 405 R1	6 71
3 063 660 R91	5 19	3 063 985 R91	6 94	3 064 221 R1	4 30	3 064 405 R1	6 72
3 063 671 R91	2 17	3 063 987 R91	6 93	3 064 222 R91	4 9	3 064 406 R1	6 71
3 063 677 R11	6 87	3 063 988 R1	6 95	3 064 223 R11	4 10	3 064 406 R1	6 72
3 063 696 R1	3 13	3 063 989 R1	6 95	3 064 228 R11	4 27	3 064 407 R1	6 71
3 063 757 R1	1 14	3 063 990 R91	6 94	3 064 230 R91	6 12	3 064 407 R1	6 72
3 063 757 R1	1 15	3 063 991 R92	6 93	3 064 230 R91	6 19	3 064 407 R1	6 73
3 063 757 R1	2 18	3 063 992 R92	6 95	3 064 234 R91	3 13	3 064 408 R11	6 71
3 063 757 R1	2 19	3 063 993 R91	6 95	3 064 263 R1	1 11	3 064 408 R11	6 73
3 063 820 R1	6 48	3 063 996 R11	6 81	3 064 268 R1	6 50	3 064 409 R91	6 71
3 063 872 R1	1 13	3 063 999 R1	6 98	3 064 269 R1	6 50	3 064 409 R91	6 73
3 063 872 R1	2 13	3 064 053 R1	6 88	3 064 270 R1	6 50	3 064 410 R91	6 71
3 063 873 R91	5 9	3 064 058 R1	6 46	3 064 271 R1	6 50	3 064 410 R91	6 73
3 063 911 R91	5 21	3 064 058 R91	6 47	3 064 272 R1	6 50	3 064 411 R91	6 71
3 063 911 R92	6 48	3 064 060 R91	1 13	3 064 273 R1	6 50	3 064 411 R91	6 73
3 063 911 R92	6 50	3 064 061 R1	1 14	3 064 274 R1	6 50	3 064 412 R1	6 72
3 063 912 R91	5 21	3 064 061 R1	2 19	3 064 275 R1	6 50	3 064 412 R1	6 73
3 063 912 R91	6 48	3 064 062 R91	1 14	3 064 276 R1	5 8	3 064 413 R1	6 71
3 063 913 R11	6 48	3 064 063 R11	1 6	3 064 276 R1	6 50	3 064 413 R1	6 73
3 063 914 R1	6 48	3 064 063 R11	2 6	3 064 277 R1	6 50	3 064 414 R1	6 72
3 063 915 R1	6 48	3 064 064 R91	2 18	3 064 278 R1	6 50	3 064 414 R1	6 73
3 063 916 R1	6 48	3 064 085 R1	1 4	3 064 279 R1	6 50	3 064 415 R1	6 72
3 063 917 R1	6 48	3 064 085 R1	2 4	3 064 280 R1	6 50	3 064 415 R1	6 73
3 063 920 R1	5 21	3 064 086 R91	1 4	3 064 282 R1	6 50	3 064 416 R1	6 71
3 063 921 R1	5 21	3 064 086 R91	2 4	3 064 286 R91	3 23	3 064 416 R1	6 73
3 063 921 R1	6 48	3 064 112 R1	4 28	3 064 286 R91	3 24	3 064 418 R1	6 71
3 063 922 R1	5 21	3 064 136 R91	3 8	3 064 287 R91	3 24	3 064 418 R1	6 73
3 063 922 R1	6 48	3 064 137 R91	3 7	3 064 287 R91	3 29	3 064 421 R1	6 72
3 063 923 R1	5 21	3 064 138 R91	3 7	3 064 325 R1	6 98	3 064 421 R1	6 73
3 063 923 R91	5 21	3 064 139 R91	4 38	3 064 331 R11	6 7	3 064 422 R1	6 72
3 063 923 R91	6 48	3 064 141 R91	4 38	3 064 331 R11	6 83	3 064 422 R1	6 73
3 063 925 R11	5 21	3 064 161 R11	6 83	3 064 333 R11	6 7	3 064 423 R1	6 72
3 063 925 R11	6 48	3 064 163 R11	4 28	3 064 333 R11	6 83	3 064 423 R1	6 73
3 063 927 R91	5 21	3 064 164 R11	4 29	3 064 333 R11	6 85	3 064 424 R1	6 74
3 063 927 R91	6 48	3 064 165 R1	4 26	3 064 333 R11	6 86	3 064 425 R1	6 74
3 063 928 R1	5 21	3 064 167 R91	4 32	3 064 335 R91	6 3	3 064 426 R1	6 74
3 063 928 R1	6 48	3 064 168 R91	4 32	3 064 336 R91	6 3	3 064 429 R1	6 74
3 063 929 R11	5 21	3 064 169 R91	4 32	3 064 340 R1	4 2	3 064 430 R1	6 74
3 063 929 R11	6 48	3 064 170 R91	4 32	3 064 341 R1	4 2	3 064 431 R1	6 74
3 063 930 R93	5 21	3 064 171 R1	4 32	3 064 349 R2	6 72	3 064 432 R1	6 74
3 063 930 R93	6 45	3 064 172 R1	4 32	3 064 382 R1	3 24	3 064 434 R11	6 74
3 063 932 R93	5 21	3 064 173 R1	4 32	3 064 387 R91	3 24	3 064 435 R11	6 74
3 063 932 R93	6 45	3 064 175 R1	4 31	3 064 387 R91	3 26	3 064 438 R1	6 74
3 063 934 R1	1 4	3 064 176 R91	4 31	3 064 389 R91	3 24	3 064 439 R1	6 74
3 063 934 R1	2 4	3 064 177 R91	4 31	3 064 390 R91	3 24	3 064 441 R91	6 74
3 063 945 R91	2 10	3 064 183 R1	6 36	3 064 391 R1	3 24	3 064 445 R11	6 74



NUMERICAL INDEX

Part Number	Group and Page No.	Part Number	Group and Page No.	Part Number	Group and Page No.	Part Number	Group and Page No.
3 064 446 R1	6 74	3 064 777 R1	4 3	3 065 128 R91	1 19	3 066 551 R1	6 88
3 064 448 R21	6 72	3 064 780 R1	2 16	3 065 128 R91	2 23	3 066 553 R91	6 88
3 064 448 R21	6 73	3 064 781 R1	2 16	3 065 129 R1	4 2	3 066 553 R91	6 89
3 064 450 R11	6 72	3 064 782 R1	2 16	3 065 132 R91	1 19	3 066 554 R1	6 88
3 064 450 R11	6 73	3 064 783 R1	2 16	3 065 132 R91	2 23	3 066 555 R91	6 87
3 064 452 R1	6 72	3 064 784 R1	2 16	3 065 188 R91	6 71	3 066 556 R1	6 87
3 064 452 R1	6 73	3 064 788 R1	6 92	3 065 188 R91	6 72	3 066 557 R1	6 87
3 064 453 R1	6 72	3 064 789 R91	6 92	3 065 300 R91	3 23	3 066 558 R1	6 87
3 064 453 R1	6 73	3 064 790 R91	6 92	3 065 300 R91	3 26	3 066 559 R91	6 88
3 064 459 R11	6 74	3 064 791 R91	6 92	3 065 300 R91	3 29	3 066 560 R91	6 87
3 064 460 R2	6 72	3 064 792 R91	6 92	3 065 302 R91	3 23	3 066 563 R91	6 88
3 064 462 R91	6 71	3 064 793 R91	6 87	3 065 302 R91	3 26	3 066 607 R91	1 12
3 064 462 R91	6 73	3 064 796 R91	6 92	3 065 302 R91	3 29	3 066 607 R91	1 13
3 064 463 R92	6 71	3 064 800 R1	6 98	3 065 304 R91	3 23	3 066 610 R91	1 13
3 064 464 R92	6 71	3 064 800 R1	6 99	3 065 304 R91	3 26	3 066 615 R91	6 17
3 064 466 R92	6 72	3 064 869 R11	6 37	3 065 304 R91	3 29	3 066 615 R91	6 14
3 064 468 R92	6 72	3 064 870 R11	6 74	3 065 306 R91	3 23	3 066 615 R91	6 16
3 064 481 R92	6 72	3 064 871 R1	5 11	3 065 306 R91	3 26	3 066 615 R91	6 18
3 064 483 R92	6 72	3 064 872 R1	5 11	3 065 306 R91	3 29	3 066 615 R91	6 62
3 064 488 R91	6 46	3 064 970 R91	4 2	3 065 308 R91	3 16	3 066 615 R91	6 69
3 064 489 R1	6 47	3 064 972 R1	6 89	3 065 308 R91	3 19	3 066 617 R91	4 24
3 064 490 R1	6 46	3 064 975 R1	6 89	3 065 309 R91	3 17	3 066 622 R91	1 10
3 064 491 R1	6 46	3 064 979 R1	6 89	3 065 309 R91	3 19	3 066 623 R1	1 10
3 064 492 R1	6 46	3 065 048 R1	2 12	3 065 310 R1	2 16	3 066 624 R1	1 10
3 064 493 R1	6 46	3 065 049 R1	2 11	3 065 310 R1	2 17	3 066 625 R1	1 10
3 064 494 R1	6 46	3 065 050 R1	2 11	3 065 311 R1	2 16	3 066 626 R1	1 10
3 064 495 R1	6 46	3 065 051 R1	2 11	3 065 311 R91	6 47	3 066 627 R1	1 10
3 064 496 R1	6 46	3 065 052 R1	2 11	3 065 312 R1	6 47	3 066 635 R21	4 26
3 064 499 R1	6 47	3 065 053 R1	2 12	3 065 319 R1	4 27	3 066 637 R91	4 6
3 064 500 R1	6 47	3 065 054 R1	2 11	3 065 319 R1	6 72	3 066 638 R91	4 6
3 064 502 R91	6 71	3 065 055 R1	2 11	3 065 319 R1	6 73	3 066 639 R11	6 90
3 064 502 R91	6 73	3 065 056 R1	2 11	3 065 328 R91	3 24	3 066 640 R11	6 90
3 064 503 R91	6 71	3 065 057 R1	2 12	3 065 329 R91	3 24	3 066 643 R91	4 37
3 064 503 R91	6 73	3 065 058 R1	2 12	3 065 500 R91	6 77	3 066 645 R91	4 37
3 064 504 R91	6 71	3 065 059 R91	2 11	3 065 744 R92	3 12	3 066 652 R91	4 3
3 064 504 R91	6 73	3 065 060 R91	2 11	3 065 746 R1	3 12	3 066 653 R91	4 3
3 064 514 R91	4 9	3 065 061 R1	2 11	3 065 747 R91	3 13	3 066 654 R11	6 90
3 064 516 R1	6 46	3 065 062 R1	2 11	3 065 965 R1	1 16	3 066 655 R11	6 90
3 064 523 R11	1 7	3 065 063 R1	2 12	3 065 965 R1	2 20	3 066 667 R11	6 74
3 064 523 R11	2 7	3 065 064 R1	2 12	3 065 977 R1	6 89	3 066 669 R1	6 9
3 064 524 R11	1 7	3 065 065 R1	2 12	3 066 288 R91	4 26	3 066 670 R1	6 9
3 064 524 R11	2 7	3 065 066 R1	2 12	3 066 305 R1	4 26	3 066 671 R1	6 9
3 064 525 R11	1 7	3 065 067 R1	2 12	3 066 380 R1	4 13	3 066 710 R1	4 17
3 064 525 R11	2 7	3 065 078 R11	6 95	3 066 381 R1	4 13	3 066 711 R1	4 17
3 064 664 R91	6 84	3 065 078 R11	6 96	3 066 381 R1	6 90	3 066 712 R1	4 17
3 064 665 R92	6 84	3 065 081 R91	6 94	3 066 382 R1	4 13	3 066 741 R1	6 87
3 064 668 R11	6 37	3 065 083 R91	6 93	3 066 382 R1	6 90	3 066 742 R92	6 87
3 064 669 R92	6 84	3 065 123 R1	1 19	3 066 383 R11	4 10	3 066 743 R91	6 87
3 064 670 R93	6 84	3 065 123 R1	2 23	3 066 384 R1	4 11	3 066 762 R91	5 8
3 064 679 R91	6 84	3 065 124 R1	1 19	3 066 384 R11	4 10	3 066 762 R91	6 50
3 064 687 R1	6 84	3 065 124 R1	2 23	3 066 410 R1	5 3	3 066 763 R91	6 50
3 064 688 R11	6 84	3 065 124 R11	1 19	3 066 427 R1	6 100	3 066 786 R1	6 20
3 064 689 R11	6 84	3 065 124 R11	2 23	3 066 427 R1	6 102	3 066 790 R91	6 10
3 064 691 R11	6 84	3 065 125 R1	1 19	3 066 520 R91	3 26	3 066 790 R91	6 58
3 064 693 R91	6 83	3 065 125 R1	2 23	3 066 522 R91	3 26	3 066 811 R1	1 7
3 064 694 R91	6 83	3 065 126 R1	1 19	3 066 540 R91	1 13	3 066 811 R1	2 7
3 064 694 R91	6 86	3 065 126 R1	2 23	3 066 545 R93	6 87	3 066 813 R91	3 26
3 064 695 R1	6 83	3 065 127 R1	1 19	3 066 547 R91	6 88	3 066 814 R91	3 26
3 064 717 R1	6 20	3 065 127 R1	2 23	3 066 550 R1	6 88	3 066 817 R1	3 26



NUMERICAL INDEX

Part Number	Group and Page No.	Part Number	Group and Page No.	Part Number	Group and Page No.	Part Number	Group and Page No.
3 066 819 R1	3 26	3 067 824 R91	6 89	3 068 973 R91	2 15	3 069 362 R91	4 23
3 066 821 R1	3 26	3 067 825 R1	6 89	3 068 973 R91	2 16	3 069 363 R91	4 23
3 066 876 R1	4 32	3 067 826 R91	6 89	3 068 974 R91	2 16	3 069 382 R91	3 20
3 066 896 R91	4 8	3 067 827 R91	6 89	3 068 975 R91	2 16	3 069 383 R91	3 19
3 066 897 R91	4 8	3 067 828 R91	6 89	3 068 978 R91	2 16	3 069 414 R1	4 30
3 066 898 R1	4 8	3 067 829 R1	6 89	3 068 979 R91	4 5	3 069 462 R91	4 37
3 066 899 R91	4 8	3 067 830 R1	6 89	3 068 980 R91	4 5	3 069 463 R91	6 27
3 066 900 R1	4 8	3 067 831 R1	6 89	3 068 981 R1	4 5	3 069 464 R91	6 28
3 067 134 R1	4 28	3 067 832 R1	6 89	3 068 982 R91	3 2	3 069 568 R91	6 41
3 067 134 R1	4 29	3 067 994 R91	4 16	3 068 983 R91	6 38	3 069 578 R11	6 41
3 067 135 R91	4 32	3 067 994 R91	4 17	3 068 984 R91	6 38	3 069 611 R1	6 41
3 067 136 R1	4 32	3 067 995 R91	4 17	3 068 985 R1	6 38	3 069 620 R1	6 41
3 067 137 R1	4 32	3 068 042 R1	6 88	3 068 986 R91	6 38	3 069 621 R1	6 41
3 067 140 R1	4 32	3 068 043 R1	6 88	3 069 058 R91	6 38	3 069 642 R11	1 19
3 067 142 R1	4 32	3 068 044 R91	6 87	3 069 059 R91	6 38	3 069 740 R1	6 38
3 067 144 R1	4 32	3 068 049 R91	6 41	3 069 089 R1	6 15	3 069 750 R91	1 12
3 067 146 R1	5 17	3 068 050 R91	6 78	3 069 089 R1	6 16	3 069 751 R1	1 12
3 067 147 R1	4 32	3 068 051 R91	6 78	3 069 112 R1	1 7	3 069 752 R1	1 13
3 067 148 R91	5 17	3 068 052 R1	6 78	3 069 118 R1	2 7	3 069 753 R91	1 13
3 067 183 R1	5 7	3 068 053 R1	6 78	3 069 122 R1	6 90	3 069 754 R1	1 13
3 067 183 R1	5 11	3 068 078 R91	6 78	3 069 123 R91	6 90	3 069 777 R1	2 15
3 067 183 R1	5 16	3 068 079 R91	6 78	3 069 125 R1	6 90	3 069 778 R1	2 15
3 067 183 R1	5 17	3 068 112 R1	3 24	3 069 200 R91	4 21	3 069 779 R91	2 15
3 067 198 R91	6 100	3 068 113 R1	3 24	3 069 200 R91	6 59	3 069 782 R91	2 15
3 067 210 R1	6 7	3 068 114 R1	3 24	3 069 201 R1	6 90	3 069 783 R91	2 15
3 067 210 R1	6 85	3 068 166 R91	6 82	3 069 326 R91	4 24	3 069 785 R1	2 15
3 067 210 R1	6 86	3 068 168 R91	6 82	3 069 332 R1	3 22	3 069 787 R1	2 15
3 067 211 R91	4 32	3 068 173 R1	6 82	3 069 339 R91	6 41	3 069 788 R1	2 15
3 067 244 R91	6 101	3 068 214 R1	4 22	3 069 349 R91	6 17	3 069 789 R1	2 15
3 067 245 R91	6 102	3 068 215 R1	5 11	3 069 349 R91	6 14	3 069 790 R1	2 15
3 067 246 R91	6 91	3 068 215 R1	6 58	3 069 349 R91	6 15	3 069 791 R91	2 15
3 067 249 R91	6 100	3 068 215 R1	6 68	3 069 349 R91	6 18	3 069 794 R1	2 15
3 067 249 R91	6 101	3 068 216 R1	4 22	3 069 350 R91	6 14	3 069 816 R1	6 37
3 067 249 R91	6 102	3 068 217 R91	4 22	3 069 350 R91	6 15	3 069 861 R1	6 46
3 067 249 R91	6 91	3 068 220 R91	6 10	3 069 350 R91	6 17	3 069 876 R1	6 67
3 067 252 R1	6 100	3 068 220 R91	6 58	3 069 350 R91	6 18	3 069 881 R91	2 15
3 067 252 R1	6 101	3 068 220 R91	6 68	3 069 351 R91	6 17	3 069 882 R91	2 15
3 067 252 R1	6 102	3 068 363 R92	6 90	3 069 351 R91	6 14	3 069 883 R91	2 15
3 067 252 R91	6 91	3 068 366 R91	6 91	3 069 351 R91	6 15	3 069 884 R91	2 15
3 067 253 R91	6 102	3 068 367 R91	6 91	3 069 351 R91	6 18	3 069 891 R1	5 10
3 067 253 R91	6 91	3 068 368 R91	6 91	3 069 352 R91	6 14	3 069 975 R91	1 16
3 067 254 R91	6 101	3 068 369 R91	6 91	3 069 352 R91	6 15	3 069 975 R91	2 21
3 067 255 R91	6 102	3 068 370 R11	6 85	3 069 352 R91	6 17	3 069 976 R1	1 16
3 067 261 R1	6 64	3 068 370 R11	6 86	3 069 352 R91	6 18	3 070 049 R91	6 64
3 067 261 R21	6 64	3 068 381 R91	6 85	3 069 353 R91	6 14	3 070 050 R91	6 64
3 067 262 R92	6 64	3 068 384 R91	6 86	3 069 353 R91	6 15		
3 067 265 R91	6 64	3 068 411 R91	6 89	3 069 353 R91	6 17	S	
3 067 284 R1	5 16	3 068 537 R1	4 13	3 069 353 R91	6 18	ST 289	2 3
3 067 426 R1	6 101	3 068 537 R1	4 14	3 069 354 R1	4 17	ST 506	2 3
3 067 471 R91	1 8	3 068 538 R1	4 13	3 069 355 R91	6 17	SA 3 442	4 37
3 067 471 R91	2 8	3 068 539 R1	4 13	3 069 355 R91	6 14	T	
3 067 472 R11	1 8	3 068 539 R1	4 14	3 069 355 R91	6 15	2 588 T	4 36
3 067 472 R11	2 8	3 068 540 R1	4 14	3 069 355 R91	6 18	V	
3 067 747 R91	5 21	3 068 756 R91	6 12	3 069 356 R91	4 35	11 002 VA	3 11
3 067 761 R91	5 21	3 068 756 R91	6 20	3 069 357 R91	4 35	11 002 VA	4 2
3 067 781 R1	5 21	3 068 756 R91	6 21	3 069 358 R91	4 35	11 002 VA	6 74
3 067 782 R1	5 21	3 068 860 R1	6 84	3 069 359 R91	4 35	W 6 652	4 26
3 067 821 R1	6 87	3 068 865 R91	6 83	3 069 360 R91	4 35		
3 067 823 R91	6 89	3 068 929 R1	4 21	3 069 361 R91	4 35		